



Solid Waste and Recycling Board Meeting Attendance

Date of Meeting: _____

Name	Area of Representation	Initials
Mr. Gerald W. Stewart	District #9 - Bluffton Township	<i>GW</i>
Mr. Earl Dietz	District #8 - St. Helena Island & Islands East	<i>ED</i>
Mr. Gordon Bowers	District #7 - Lady's Island	<i>GB</i>
Mr. Robert Washington	District #5 - Sheldon Township	
Mrs. Carol Murphy	District #6 - Unincorporated Port Royal Island	<i>CM</i>
Vacant, ex officio	City of Beaufort	
Vacant, ex officio	Town of Port Royal	
Ms. Laura Bailey, ex officio	Town of Bluffton	
Vacant, ex officio	Town of Hilton Head Island	
Ms. Alice Howard Mr. Gary Dukes	MCAS Liaison	
Mr. Brad Woods	MCRD Liaison	<i>BW</i>
Mr. Leland McCormack	SCDHEC Liaison	<i>LME</i>
Mr. Eddie Bellamy, Director of Public Works	Beaufort County Public Works	<i>EB</i>
Mr. Jim Minor, Jr. Solid Waste and Recycling Superintendent	Beaufort County Public Works	

Ms. Beyonca Warkentien

Pratt Industries

BW

Solid Waste and Recycling Division Monthly Update
JULY 2005
Distributed to the Solid Waste and Recycling Board of Beaufort County

I. Monthly Budget Update

Solid Waste - DOC and Overall County Tonnage

	Jul-03	Jul-04	Jul-05	FY06 YTD
DOC Tonnage (Household & Bulky)	1,967.04	2,125.74	2,338.83	2,338.83
DOC Tonnage (Yardwaste)	414.08	414.75	387.19	387.19
Overall County Tonnage (Household & Bulky)	12,912.67	12,985.75	13,105.28	13,105.28
Overall County Tonnage (Yardwaste)	726.28	1,302.52	669.82	669.82
Overall County Tonnage (C & D)	191.53	170.15	170.17	170.17
Total Tonnage All Disposal	13,830.46	14,458.42	13,945.27	13,945.27

Recycling - DOC and Overall County Tonnage

	Jul-03	Jul-04	Jul-05	FY06 YTD
DOC Tonnage (Gross)	155.16	192.55	255.97	255.97
Contract Tonnage (Gross)	187.91	128.22	156.99	156.99
Total County Tonnage (Gross)	343.07	320.77	412.96	412.96

Solid Waste Hauling and Disposal Budgets Status

	Through JULY03	Through JULY04	Through JULY05	% Expended JULY03	% Expended JULY04	% Expended JULY05
Hauling Costs	\$63,254	\$67,460	\$79,128	9%	8%	9%
Disposal Costs	\$398,603	\$339,746	\$346,202	11%	9%	9%

Recycling Services and Diversion Payment Budgets Status

	Through JULY03	Through JULY04	Through JULY05	% Expended JULY03	% Expended JULY04	% Expended JULY05
Recycling Services	\$34,104	\$26,539	\$27,801	9%	7%	7%
Diversion Payments	\$7,971	\$1,227	\$0	8%	3%	0%

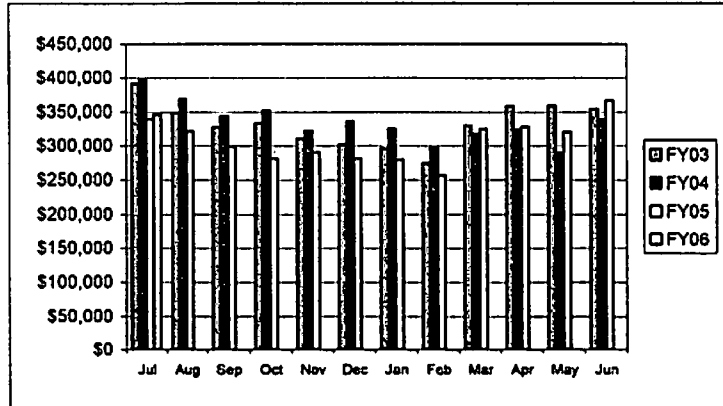
Solid Waste and Recycling Division Monthly Update

JULY 2005

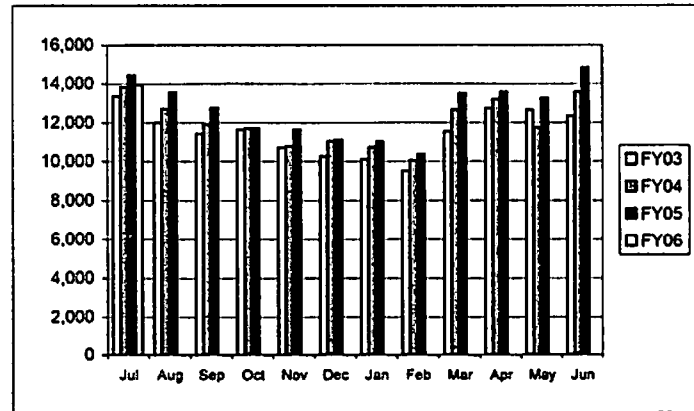
Distributed to the Solid Waste and Recycling Board of Beaufort County

II. Historic Tonnage and Disposal Information

DISPOSAL				
MONTH	FY03	FY04	FY05	FY06
Jul	\$391,617	\$398,603	\$339,746	\$346,202
Aug	\$348,864	\$369,093	\$320,783	
Sep	\$327,471	\$343,981	\$298,406	
Oct	\$333,468	\$352,261	\$281,467	
Nov	\$310,693	\$322,112	\$290,188	
Dec	\$301,727	\$336,469	\$281,077	
Jan	\$295,738	\$325,175	\$279,169	
Feb	\$274,955	\$297,918	\$256,790	
Mar	\$330,358	\$317,174	\$324,591	
Apr	\$358,705	\$323,976	\$328,382	
May	\$358,725	\$289,652	\$320,149	
Jun	\$354,232	\$338,978	\$367,328	
TOTAL	\$3,986,553	\$4,015,392	\$3,688,076	\$346,202



TONNAGE DISPOSED				
MONTH	FY03	FY04	FY05	FY06
Jul	13,364	13,830	14,458	13,945
Aug	12,010	12,717	13,584	
Sep	11,389	11,887	12,763	
Oct	11,614	11,705	11,720	
Nov	10,704	10,784	11,662	
Dec	10,247	11,049	11,104	
Jan	10,105	10,726	11,005	
Feb	9,506	10,049	10,364	
Mar	11,514	12,663	13,517	
Apr	12,714	13,218	13,586	
May	12,642	11,745	13,280	
Jun	12,331	13,578	14,817	
TOTAL	138,139	143,951	151,861	13,945



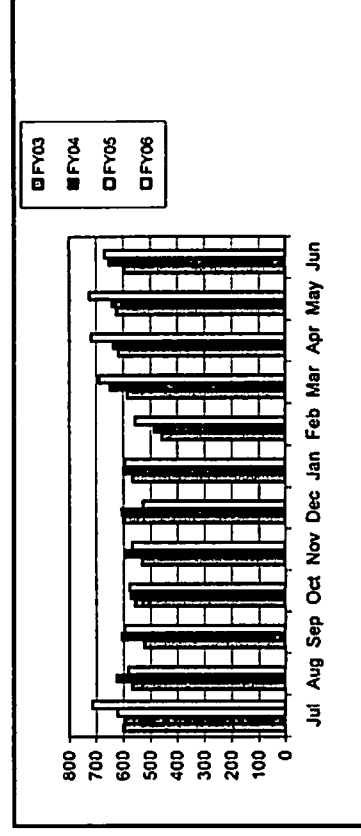
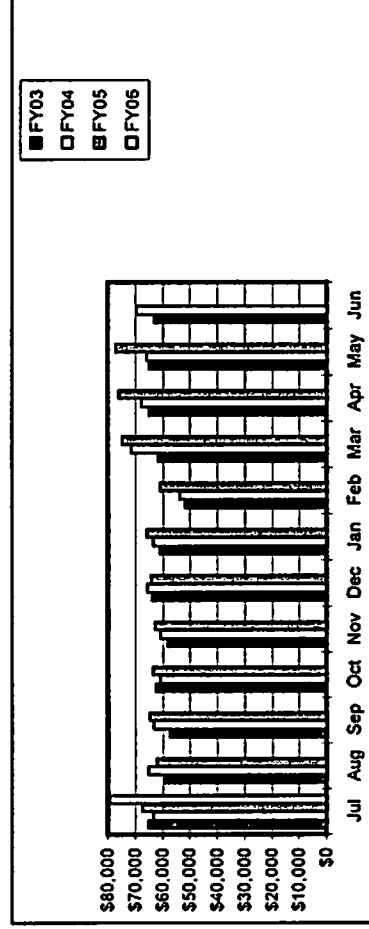
Solid Waste and Recycling Division Monthly Update **JULY 2005**

Distributed to the Solid Waste and Recycling Board of Beaufort County

III. Historic Hauling and Container Pull Information

HAULING					
MONTH	FY03	FY 04	FY 05	FY06	
Jul	\$65,203	\$63,254	\$67,460	\$79,128	
Aug	\$59,326	\$65,221	\$62,104		
Sep	\$57,362	\$63,338	\$64,749		
Oct	\$62,440	\$60,840	\$63,562		
Nov	\$58,240	\$60,944	\$62,826		
Dec	\$63,846	\$65,618	\$64,238		
Jan	\$61,088	\$63,344	\$65,738		
Feb	\$51,626	\$53,623	\$60,985		
Mar	\$61,649	\$71,316	\$74,774		
Apr	\$65,041	\$67,799	\$75,955		
May	\$64,919	\$65,851	\$77,040		
Jun	\$63,180	\$69,437			
TOTAL	\$733,919	\$770,584	\$739,429	\$79,128	

# OF PULLS					
MONTH	FY03	FY 04	FY 05	FY06	
Jul	599	591	622	715	
Aug	566	625	582		
Sep	523	605	594		
Oct	556	572	576		
Nov	531	593	567		
Dec	598	606	527		
Jan	565	597	595		
Feb	458	484	556		
Mar	584	648	689		
Apr	617	636	718		
May	624	640	724		
Jun	598	652	667		
TOTAL	6819	7249	7417	715	



**Solid Waste and Recycling Division Monthly Update
JULY 2005**

Distributed to the Solid Waste and Recycling Board of Beaufort County

IV. Drop-Off Center Traffic Activity

DOC Name	Total Traffic this Month	# of Days Open this Month	# of Hours Open this Month	Average Daily Traffic	Average Hourly Traffic	# of Compactor Pulls	# of Bulky Pulls	# of Yard Waste Pulls	Total Swap Outs	Total # of Pulls
Hilton Head	28,762	30	360	959	80	36	72	19	24	151
Lobeco	6,611	30	360	220	18	8	13	2	0	23
Gate	14,561	30	360	485	40	14	40	15	12	81
Shanklin	12,480	30	360	416	35	11	48 note +16 C&D	14	10	83
Lady's Island	15,382	30	360	513	43	14	33	14	17	78
Coffin Point	2,445	23	145	106	17	4	5	2	0	11
Cuffy	1,359	23	145	59	9	2	4	1	0	7
St Helena	15,481	30	360	516	43	14	54 note 28 CD&WG	21	13	102
Bluffton	25,180	30	360	839	70	27	66	23	19	135
Pritchardville	5,622	26	260	216	22	4	11	3	1	19
Big Estate	1,991	23	236	87	8	2	3	1	0	6
Sheldon	2,139	17	176	126	12	5	9	1	0	15
TOTAL	132,013	322	3,482	4,543	397	141	256	116	96	711

**Solid Waste and Recycling Division Monthly Update
JULY 2005**

Distributed to the Solid Waste and Recycling Board of Beaufort County

V. Recycling Activity by Solid Waste District

<u>Solid Waste District</u>	<u>Total Tonnage JULYR03*</u>	<u>Total Tonnage JULY04*</u>	<u>Total Tonnage JULY05*</u>	<u>Commercial Tonnage</u>	<u>DOC Tonnage</u>	<u>Residential Tonnage</u>
#1 - City of Beaufort	76.88	67.00	41.98	28.72	0.00	13.26
#2 - Town of Port Royal	9.92	7.63	0.00	0.00	0.00	0.00
#3 - Town of Hilton Head	120.29	110.90	149.19	49.59	96.96	2.64
#4 - Town of Bluffton	0.00	0.00	0.00	0.00	0.00	0.00
#5 - Sheldon Township	0.00	5.75	0.00	0.00	0.00	0.00
#6 - Unincorporated PRI	28.02	8.93	18.47	0.00	18.47	0.00
#7 - Lady's Island	54.62	26.72	40.05	0.00	40.05	0.00
#8 - St. Helena Island	6.04	22.65	25.89	0.00	25.89	0.00
#9 - Bluffton Township	117.47	116.76	137.38	54.18	74.60	8.60
TOTAL	413.24	366.34	412.96	132.49	255.97	24.50

RECYCLING TONNAGE**			
MONTH	FY04	FY05	FY06
Jul	412.34	366.34	412.96
Aug	349.20	356.39	
Sep	297.16	320.77	
Oct	347.59	328.34	
Nov	275.49	381.54	
Dec	384.82	399.9	
Jan	327.23	371.73	
Feb	328.71	335.72	
Mar	364.75	382.41	
Apr	389.68	459.08	
May	327.82	397.66	
Jun	369.28	416.69	
TOTAL	4174.07	4516.57	412.96

DIVERSION PAYMENTS			
MONTH	FY04	FY05	FY06
Jul	\$7,971	\$1,227	\$0
Aug	\$6,885	\$2,128	
Sep	\$6,071	\$541	
Oct	\$7,280	\$0	
Nov	\$4,801	\$0	
Dec	\$7,883	\$0	
Jan	\$6,038	\$0	
Feb	\$6,795	\$0	
Mar	\$7,814	\$8,619	
Apr	\$8,392	\$0	
May	\$6,641	\$0	
Jun	\$7,529	\$0	
TOTAL	\$84,100	\$12,515	\$0

RECYCLING SERVICES			
MONTH	FY04	FY05	FY06
Jul	\$34,104	\$26,539	\$27,801
Aug	\$29,636	\$26,989	
Sep	\$24,593	\$21,150	
Oct	\$27,668	\$21,386	
Nov	\$24,021	\$27,026	
Dec	\$28,472	\$22,129	
Jan	\$27,613	\$27,468	
Feb	\$22,355	\$20,018	
Mar	\$31,882	\$31,882	
Apr	\$22,583	\$27,162	
May	\$20,826	\$27,475	
Jun	\$27,686	\$29,878	
TOTAL	\$321,438	\$309,102	\$27,801

NEWSPAPER RECYCLING		
MONTH	TONNAGE	REVENUE
Jul	76.66	\$1,533.28
Aug		
Sep		
Oct		
Nov		
Dec		
Jan		
Feb		
Mar		
Apr		
May		
Jun		
TOTAL	76.66	\$1,533



BEAUFORT COUNTY PUBLIC WORKS
120 Shanklin Road
Beaufort, South Carolina 29906
Voice (843) 470-6406 Facsimile (843) 470-6422



Date September 9, 2005

Dear Solid Waste and Recycling Board member:

I have not completed the July report in time to be included in your package, but it will be available at the meeting. As this report is the first for fiscal year 2006 it requires extensive formatting and I have been consumed with Hurricane related matters and interviews.

I am re-sending June's report since no business was conducted in August.


I have also enclosed a copy of the Notice of Expressions of Interest issued by Spartanburg County. In view of the large scope of the decisions we are facing for our solid waste and recycling systems, I feel this format may be very useful to us. If you have time, please review their document and be prepared to provide me with your thoughts and input regarding applicability to our situation.

Thanks for your help and support. Hope to see you at the meeting.

Sincerely,

James S. Minor, Jr.
Solid Waste and Recycling Superintendent





Beaufort County Solid Waste and Recycling Board Meeting Agenda


September 15, 2005

2:00 PM

Public Works Conference Room
120 Shanklin Road
Beaufort, SC 29906

- Call to Order- Mr. Dietz
- Review and Adoption of Minutes from July—No meeting was held in August as a quorum was not present— Mr. Dietz
- Solid Waste Recycling Division Monthly Report, June & July 2005 - Mr. Minor
- Solid Waste and Recycling Capital Improvement Projects Update (Oct, Jan, Apr, Jul)
 - Simonsville Road Center
- Solid Waste Study
 - Recycling Alternatives
 - Disposal Alternatives
- Announcements
Next meeting, Thursday October 20, 2005
- Adjourn

Cc: Mr. Gary T. Kubic, County Administrator
Mr. Harold C. Boehm, Deputy Administrator Public Services / Land Management Department
Miss Susan Rainey, Clerk to Council
Mr. Eddie Bellamy, Director Public Works



Beaufort County Solid Waste and Recycling Board Meeting Agenda

August 18, 2005

2:00 PM

Public Works Conference Room
120 Shanklin Road
Beaufort, SC 29906

- Call to Order- Mr. Dietz
- Review and Adoption of Minutes from July– Mr. Dietz
- Solid Waste Recycling Division Monthly Report, June 2005 - Mr. Minor
- Solid Waste and Recycling Capital Improvement Projects Update (Oct, Jan, Apr, Jul)
 - Proposed design Simmonsville Road Center
- Solid Waste Study
 - Recycling Alternatives
- Announcements
 - Next meeting, Thursday September 15, 2005
- Adjourn

Cc: Mr. Gary T. Kubic, County Administrator
Mr. Harold C. Boehm, Deputy Administrator Public Services / Land Management Department
Miss Susan Rainey, Clerk to Council
Mr. Eddie Bellamy, Director Public Works

Beaufort County Solid Waste and Recycling Board Meeting
Thursday, July 21, 2005, 2:00 p.m.
Public Works Conference Room

Attendees: Mr. Earl Dietz, Chairman and District 8 Representative
Mrs. Carol Murphy, Vice – Chairperson and District 6 Representative
Mr. Robert Washington, District 5 Representative
Mr. Gordon Bowers, District 7 Representative
Ms. Laura Bailey, District 4 Representative (Ex-Officio)
Mr. Eddie Bellamy, Public Works Director
Mr. James Minor, SWR Superintendent
Ms. Beyonca Warkentien , Pratt Recycling

Absentees: Mr. Gerald W. Stewart, District 9 Representative
VACANT, District 3 Representative (Ex-Officio)
VACANT, District 2 Representative (Ex-Officio)
VACANT, District 1 Representative (Ex-Officio)
Mr. Carl T. Hallman, MCAS Liaison
Mr. Gary Dukes, MCAS
Mr. Leland McCormack, DHEC Liaison
Mr. Brad Woods, MCRD Liaison

-
- The minutes from June 2005 meeting were read and approved with one correction.
 - Guest from Pratt Industries were introduced.
 - The monthly report for May was reviewed and accepted.
 - An update on the Simmonsville Road Convenience Center project was provided.
 - The Board was briefed on the FY 2006 budget and new positions to be added for FY 2006.
 - The meeting was adjourned at 3:30 p.m.
 - The next meeting will be held at the Public Works Conference Room on at 2:00 p. m. on August 18, 2005.

Cc: Mr. Gary T. Kubic, County Administrator
Mr. Harold C. Boehm, Deputy Administrator Public Services / Land Management Department
Miss Suzanne Rainey, Clerk to Council

Solid Waste and Recycling Division Monthly Update
JUNE 2005
Distributed to the Solid Waste and Recycling Board of Beaufort County

I. Monthly Budget Update

Solid Waste - DOC and Overall County Tonnage

	Jun-03	Jun-04	Jun-05	FY05 YTD
DOC Tonnage (Household & Bulky)	1,974.79	1,805.07	2,566.54	24,390.78
DOC Tonnage (Yardwaste)	514.26	382.02	525.43	5,297.33
Overall County Tonnage (Household & Bulky)	11,504.76	10,730.06	13,693.82	138,882.18
Overall County Tonnage (Yardwaste)	1,024.51	852.56	880.99	10,853.76
Overall County Tonnage (C & D)	112.56	162.68	242.22	2,126.23
Total Tonnage All Disposal	12,641.83	11,745.30	14,817.03	151,862.17

Recycling - DOC and Overall County Tonnage

	Jun-03	Jun-04	Jun-05	FY05 YTD
DOC Tonnage (Gross)	162.35	133.18	241.33	2,592.40
Contract Tonnage (Gross)	220.08	194.64	175.36	1,924.17
Total County Tonnage (Gross)	382.43	327.82	416.69	4,516.57

Solid Waste Hauling and Disposal Budgets Status

	Through JUNE03	Through JUNE04	Through JUNE05	% Expended JUNE03	% Expended JUNE04	% Expended JUNE05
Hauling Costs	\$733,919	\$770,584	\$739,429	105%	106%	85%
Disposal Costs	\$3,986,553	\$4,015,392	\$3,688,076	116%	110%	96%

Recycling Services and Diversion Payment Budgets Status


	Through JUNE03	Through JUNE04	Through JUNE05	% Expended JUNE03	% Expended JUNE04	% Expended JUNE05
Recycling Services	\$340,885	\$293,752	\$309,102	85%	78%	78%
Diversion Payments	\$81,315	\$76,571	\$12,515	88%	82%	34%

Solid Waste and Recycling Division Monthly Update **JUNE 2005**


Distributed to the Solid Waste and Recycling Board of Beaufort County

II. Historic Tonnage and Disposal Information

DISPOSAL					
MONTH	FY02	FY03	FY04	FY05	
Jul	\$353,518	\$391,617	\$398,603	\$339,746	
Aug	\$333,740	\$348,864	\$369,093	\$320,783	
Sep	\$300,644	\$327,471	\$343,981	\$298,406	
Oct	\$292,508	\$333,468	\$352,261	\$281,467	
Nov	\$284,650	\$310,693	\$322,112	\$290,188	
Dec	\$272,860	\$301,727	\$336,469	\$281,077	
Jan	\$287,482	\$295,738	\$325,175	\$279,169	
Feb	\$252,844	\$274,955	\$297,918	\$256,790	
Mar	\$304,820	\$330,358	\$317,174	\$324,591	
Apr	\$353,610	\$358,705	\$323,976	\$328,382	
May	\$325,217	\$358,725	\$289,652	\$320,149	
Jun	\$338,569	\$354,232	\$338,978	\$367,328	
TOTAL	\$3,700,462	\$3,986,553	\$4,015,392	\$3,688,076	



TONNAGE DISPOSED					
MONTH	FY02	FY03	FY04	FY05	
Jul	12,029	13,364	13,830	14,458	
Aug	11,504	12,010	12,717	13,584	
Sep	10,077	11,389	11,887	12,763	
Oct	9,947	11,614	11,705	11,720	
Nov	9,696	10,704	10,784	11,662	
Dec	9,132	10,247	11,049	11,104	
Jan	9,640	10,105	10,726	11,005	
Feb	8,593	9,506	10,049	10,364	
Mar	10,410	11,514	12,663	13,517	
Apr	12,254	12,714	13,218	13,586	
May	11,371	12,642	11,745	13,280	
Jun	11,646	12,331	13,578	14,817	
TOTAL	126,300	138,139	143,951	151,861	



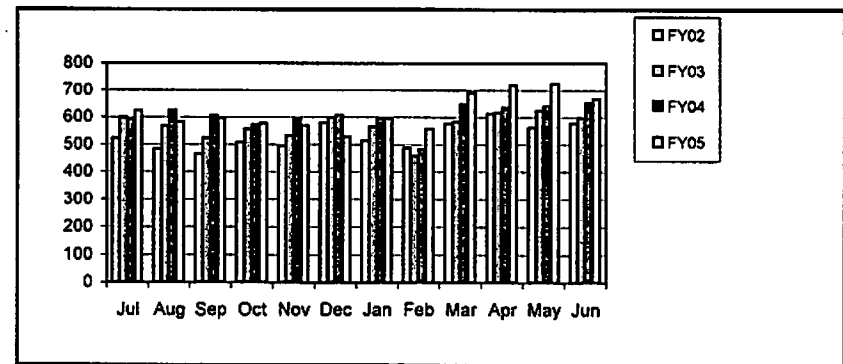
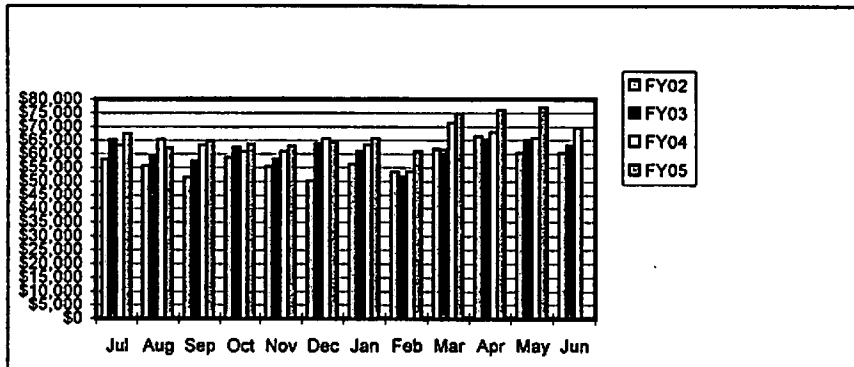
Solid Waste and Recycling Division Monthly Update **JUNE 2005**

Distributed to the Solid Waste and Recycling Board of Beaufort County

III. Historic Hauling and Container Pull Information

HAULING				
MONTH	FY02	FY03	FY 04	FY 05
Jul	\$58,134	\$65,203	\$63,254	\$67,460
Aug	\$55,682	\$59,326	\$65,221	\$62,104
Sep	\$51,353	\$57,362	\$63,338	\$64,749
Oct	\$58,668	\$62,440	\$60,840	\$63,562
Nov	\$55,555	\$58,240	\$60,944	\$62,826
Dec	\$50,211	\$63,846	\$65,618	\$64,238
Jan	\$56,272	\$61,088	\$63,344	\$65,738
Feb	\$53,371	\$51,626	\$53,623	\$60,985
Mar	\$61,798	\$61,649	\$71,316	\$74,774
Apr	\$66,365	\$65,041	\$67,799	\$75,955
May	\$60,332	\$64,919	\$65,851	\$77,040
Jun	\$60,345	\$63,180	\$69,437	
TOTAL	\$688,084	\$733,919	\$770,584	\$739,429

# OF PULLS				
MONTH	FY02	FY03	FY 04	FY 05
Jul	522	599	591	622
Aug	483	566	625	582
Sep	464	523	605	594
Oct	508	556	572	576
Nov	493	531	593	567
Dec	579	598	606	527
Jan	512	565	597	595
Feb	487	458	484	556
Mar	576	584	648	689
Apr	612	617	636	718
May	561	624	640	724
Jun	576	598	652	667
TOTAL	6373	6819	7249	7417



**Solid Waste and Recycling Division Monthly Update
JUNE 2005**

Distributed to the Solid Waste and Recycling Board of Beaufort County

IV. Drop-Off Center Traffic Activity

DOC Name	Total Traffic this Month	# of Days Open this Month	# of Hours Open this Month	Average Daily Traffic	Average Hourly Traffic	# of Compactor Pulls	# of Bulky Pulls	# of Yard Waste Pulls	Total Swap Outs	Total # of Pulls
Hilton Head	28,136	30	360	938	78	33	57	17	16	123
Lobeco	5,649	30	360	188	16	6	12	3	0	21
Gate	13,455	30	360	449	37	12	35	13	14	74
Shanklin	12,364	30	360	412	34	13	57 note +24 C&D	15	12	97
Lady's Island	14,379	30	360	479	40	13	36	14	17	80
Coffin Point	2,137	21	139	102	15	2	5	2	0	9
Cuffy	1,075	21	137	51	8	3	5	1	0	9
St Helena	14,046	30	360	468	39	16	55 note 30 CD&WG	20	13	104
Bluffton	25,455	30	360	849	71	24	50	26	15	115
Pritchardville	4,444	25	260	178	17	4	13	2	0	19
Big Estate	1,820	21	228	87	8	2	2	1	0	5
Sheldon	2,022	17	180	119	11	2	4	1	0	7
TOTAL	124,982	315	3,464	4,319	375	130	219	115	87	663

Solid Waste and Recycling Division Monthly Update

JUNE 2005

Distributed to the Solid Waste and Recycling Board of Beaufort County

V. Recycling Activity by Solid Waste District

Solid Waste District	Total Tonnage JUNER03*	Total Tonnage JUNE04*	Total Tonnage JUNE05*	Commercial Tonnage	DOC Tonnage	Residential Tonnage
#1 - City of Beaufort	77.87	88.82	43.60	29.92	0.00	13.68
#2 - Town of Port Royal	7.74	10.04	0.00	0.00	0.00	0.00
#3 - Town of Hilton Head	116.16	104.29	142.03	40.87	96.57	4.59
#4 - Town of Bluffton	0.00	0.00	0.00	0.00	0.00	0.00
#5 - Sheldon Township	0.00	0.00	0.00	0.00	0.00	0.00
#6 - Unincorporated PRI	20.82	17.33	16.43	0.00	16.43	0.00
#7 - Lady's Island	56.16	29.26	32.66	0.00	32.66	0.00
#8 - St. Helena Island	5.81	23.11	34.11	13.11	21.00	0.00
#9 - Bluffton Township	99.78	99.32	147.86	58.36	74.67	14.83
TOTAL	384.34	372.17	416.69	142.26	241.33	33.10

RECYCLING TONNAGE**			
MONTH	FY03	FY04	FY05
Jul	374.42	412.34	366.34
Aug	400.88	349.20	356.39
Sep	347.08	297.16	320.77
Oct	405.42	347.59	328.34
Nov	353.24	275.49	381.54
Dec	344.47	384.82	399.9
Jan	372.84	327.23	371.73
Feb	359.52	328.71	335.72
Mar	425.58	364.75	382.41
Apr	409.51	389.68	459.08
May	382.43	327.82	397.66
Jun	384.34	369.28	416.69
TOTAL	4559.73	4174.07	4516.57

DIVERSION PAYMENTS			
MONTH	FY03	FY04	FY05
Jul	\$7,547	\$7,971	\$1,227
Aug	\$8,130	\$6,885	\$2,128
Sep	\$6,127	\$6,071	\$541
Oct	\$9,035	\$7,280	\$0
Nov	\$6,551	\$4,801	\$0
Dec	\$6,331	\$7,883	\$0
Jan	\$7,377	\$6,038	\$0
Feb	\$7,492	\$6,795	\$0
Mar	\$7,867	\$7,814	\$8,619
Apr	\$7,607	\$8,392	\$0
May	\$7,250	\$6,641	\$0
Jun	\$7,245	\$7,529	\$0
TOTAL	\$88,560	\$84,100	\$12,515

RECYCLING SERVICES			
MONTH	FY03	FY04	FY05
Jul	\$33,360	\$34,104	\$26,539
Aug	\$34,547	\$29,636	\$26,989
Sep	\$27,373	\$24,593	\$21,150
Oct	\$35,112	\$27,668	\$21,386
Nov	\$28,927	\$24,021	\$27,026
Dec	\$28,397	\$28,472	\$22,129
Jan	\$32,201	\$27,613	\$27,468
Feb	\$29,006	\$22,355	\$20,018
Mar	\$32,940	\$31,882	\$31,882
Apr	\$32,569	\$22,583	\$27,162
May	\$26,453	\$20,826	\$27,475
Jun	\$24,529	\$27,686	\$29,878
TOTAL	\$365,414	\$321,438	\$309,102

NEWSPAPER RECYCLING		
MONTH	TONNAGE	REVENUE
Jul	64.16	\$962.53
Aug	87.63	\$1,314.53
Sep	124.58	\$1,868.75
Oct	77.03	\$1,155.46
Nov	94.63	\$1,419.38
Dec	111.23	\$1,688.47
Jan	80.94	\$1,214.03
Feb	85.69	\$1,285.29
Mar	123.92	\$1,858.83
Apr	95.23	\$1,904.61
May	82.47	\$1,649.30
Jun	93.88	\$1,877.66
TOTAL	1,121.39	\$18,199