



Solid Waste and Recycling Board Meeting Attendance

Date of Meeting: 16 JUNE 2005

gastewhite@bragmy.com

Name	Area of Representation	Initials
Mr. Gerald W. Stewart	District #9 - Bluffton Township	<i>[Signature]</i>
Mr. Earl Dietz	District #8 - St. Helena Island & Islands East	<i>[Signature]</i>
Mr. Gordon Bowers	District #7 - Lady's Island	<i>[Signature]</i>
Mr. Robert Washington	District #5 - Sheldon Township	<i>[Signature]</i>
Mrs. Carol Murphy	District #6 - Unincorporated Port Royal Island	<i>CM</i>
Vacant, ex officio	City of Beaufort	
Vacant, ex officio	Town of Port Royal	
Ms. Laura Bailey, ex officio	Town of Bluffton	<i>[Signature]</i>
Vacant, ex officio	Town of Hilton Head Island	
Ms. Alice Howard	MCAS Liaison	<i>[Signature]</i>
Mr. Gary Dukes ✓		
Mr. Brad Woods	MCRD Liaison	
Mr. Leland McCormack	SCDHEC Liaison	
Mr. Eddie Bellamy, Director of Public Works	Beaufort County Public Works	<i>EB</i>
Mr. Jim Minor, Jr. Solid Waste and Recycling Superintendent	Beaufort County Public Works	<i>JM</i>

Mr. Gary B. Iovias, OPS/
Foreman, Solid Waste
Public Works -

GRS

Ms. Beyonce Warkentien Pratt Industries
Mr. Kevin Bailey

BW
[Signature]



Beaufort County Solid Waste and Recycling Board Meeting Agenda

June 16, 2005

2:00 PM

Public Works Conference Room
120 Shanklin Road
Beaufort, SC 29906

- Call to Order- Mr. Dietz
- Review and Adoption of Minutes from May– Mr. Dietz
- Solid Waste Study Final report. Review and recommendations – Mr. Minor
- Solid Waste Recycling Division Monthly Report, May 2005 - Mr. Minor
- Solid Waste and Recycling Capital Improvement Projects Update (Oct, Jan, Apr, Jul)
- Announcements
 Next meeting, Thursday July 21, 2005
- Adjourn

Cc: Mr. Gary T. Kubic, County Administrator
Mr. Harold C. Boehm, Deputy Administrator Public Services / Land Management Department
Miss Susan Rainey, Clerk to Council
Mr. Eddie Bellamy, Director Public Works

Beaufort County Solid Waste and Recycling Board Meeting
Thursday, May 19, 2005, 2:00 p.m.
Public Works Conference Room

Attendees: Mrs. Carol Murphy, Vice – Chairperson and District 6 Representative
Mr. Robert Washington, District 5 Representative
Mr. Gerald W. Stewart, District 9 Representative
Mr. Leland McCormack, DHEC Liaison
Mr. Brad Woods, MCRD Liaison
Mr. James Minor, SWR Superintendent

Absentees: Mr. Earl Dietz, Chairman and District 8 Representative
Mr. Gordon Bowers, District 7 Representative
VACANT, District 3 Representative (Ex-Officio)
Mr. Eddie Bellamy, Public Works Director
Mr. Gary Dukes, MCAS
Ms. Laura Bailey, District 4 Representative (Ex-Officio)
VACANT, District 2 Representative (Ex-Officio)
VACANT, District 1 Representative (Ex-Officio)
Mr. Carl T. Hallman, MCAS Liaison
Mr. Gary Jones, Operations Foreman/Litter Officer

-
- The minutes fro March 2005 meeting were read and approved.
 - New members of the Board were introduced and welcomed. Mr. Stewart and Ms. Bailey.
 - Mr. Minor briefed the Board on progress in developing recommendations based on the Solid Waste Study final report. He advised the Board that considerable work remains to be researched and verified prior to bringing a recommendation to the Board for consideration.
 - The monthly reports for February and March were reviewed and accepted.
 - An update on the Simmonsville Road Convenience Center project was provided.
 - The meeting was adjourned at 3:30 p.m.
 - The next meeting will be held at the Public Works Conference Room on at 2:00 p. m. on June 16, 2005.

Cc: Mr. Gary T. Kubic, County Administrator
Mr. Harold C. Boehm, Deputy Administrator Public Services / Land Management Department
Miss Suzanne Rainey, Clerk to Council

Solid Waste and Recycling Division Monthly Update
April 2005
Distributed to the Solid Waste and Recycling Board of Beaufort County

I. Monthly Budget Update

Solid Waste - DOC and Overall County Tonnage

	Apr-03	Apr-04	Apr-05	FY05 YTD
DOC Tonnage (Household & Bulky)	1,815.22	1,947.31	2,112.17	19,705.81
DOC Tonnage (Yardwaste)	552.68	553.21	663.89	4,190.85
Overall County Tonnage (Household & Bulky)	11,304.39	11,629.68	12,047.81	113,240.91
Overall County Tonnage (Yardwaste)	1,273.79	1,419.11	1,307.18	8,852.84
Overall County Tonnage (C & D)	136.15	169.19	231.42	1,671.08
Total Tonnage All Disposal	12,714.33	13,217.98	13,586.39	123,764.81

Recycling - DOC and Overall County Tonnage

	Apr-03	Apr-04	Apr-05	FY05 YTD
DOC Tonnage (Gross)	183.43	149.60	246.86	2,108.08
Contract Tonnage (Gross)	226.08	240.08	212.22	1,594.14
Total County Tonnage (Gross)	409.51	389.68	459.08	3,702.22

Solid Waste Hauling and Disposal Budgets Status

	Through APR03	Through APR04	Through APR05	% Expended APR03	% Expended APR04	% Expended APR05
Hauling Costs	\$805,821	\$635,296	\$662,389	87%	88%	77%
Disposal Costs	\$3,273,597	\$3,386,762	\$3,000,599	96%	93%	78%

Recycling Services and Diversion Payment Budgets Status

	Through APR03	Through APR04	Through APR05	% Expended APR03	% Expended APR04	% Expended APR05
Recycling Services	\$314,433	\$272,926	\$251,749	78%	73%	64%
Diversion Payments	\$74,064	\$69,930	\$12,515	80%	75%	34%

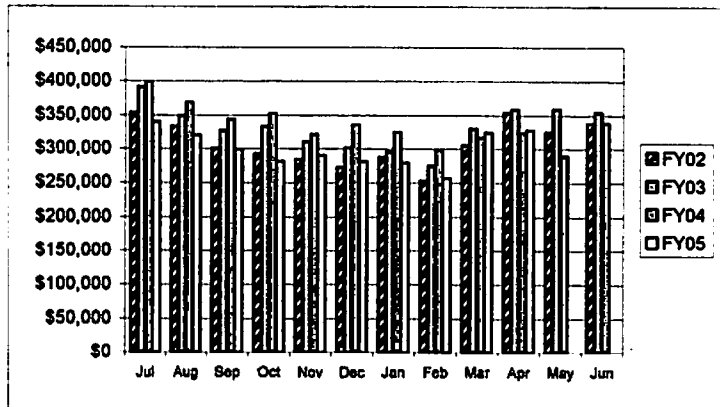
Solid Waste and Recycling Division Monthly Update

APRIL 2005

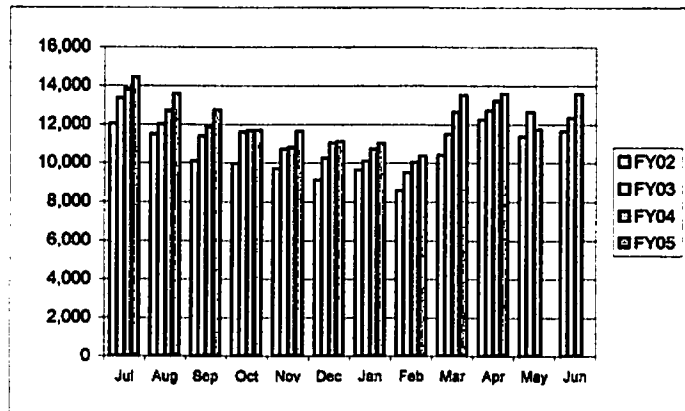
Distributed to the Solid Waste and Recycling Board of Beaufort County

II. Historic Tonnage and Disposal Information

DISPOSAL				
MONTH	FY02	FY03	FY04	FY05
Jul	\$353,518	\$391,617	\$398,603	\$339,746
Aug	\$333,740	\$348,864	\$369,093	\$320,783
Sep	\$300,644	\$327,471	\$343,981	\$298,406
Oct	\$292,508	\$333,468	\$352,261	\$281,467
Nov	\$284,650	\$310,693	\$322,112	\$290,188
Dec	\$272,860	\$301,727	\$336,469	\$281,077
Jan	\$287,482	\$295,738	\$325,175	\$279,169
Feb	\$252,844	\$274,955	\$297,918	\$256,790
Mar	\$304,820	\$330,358	\$317,174	\$324,591
Apr	\$353,610	\$358,705	\$323,976	\$328,382
May	\$325,217	\$358,725	\$289,652	
Jun	\$338,569	\$354,232	\$338,978	
TOTAL	\$3,700,462	\$3,986,553	\$4,015,392	\$3,000,599



TONNAGE DISPOSED				
MONTH	FY02	FY03	FY04	FY05
Jul	12,029	13,364	13,830	14,458
Aug	11,504	12,010	12,717	13,584
Sep	10,077	11,389	11,887	12,763
Oct	9,947	11,614	11,705	11,720
Nov	9,696	10,704	10,784	11,662
Dec	9,132	10,247	11,049	11,104
Jan	9,640	10,105	10,726	11,005
Feb	8,593	9,506	10,049	10,364
Mar	10,410	11,514	12,663	13,517
Apr	12,254	12,714	13,218	13,586
May	11,371	12,642	11,745	
Jun	11,646	12,331	13,578	
TOTAL	126,300	138,139	143,951	123,764



Solid Waste and Recycling Division Monthly Update

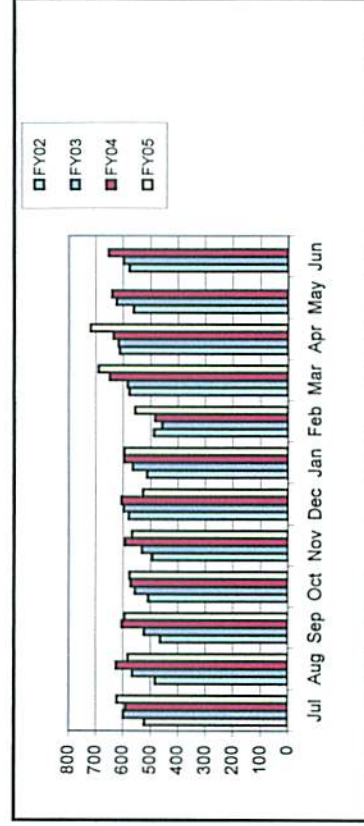
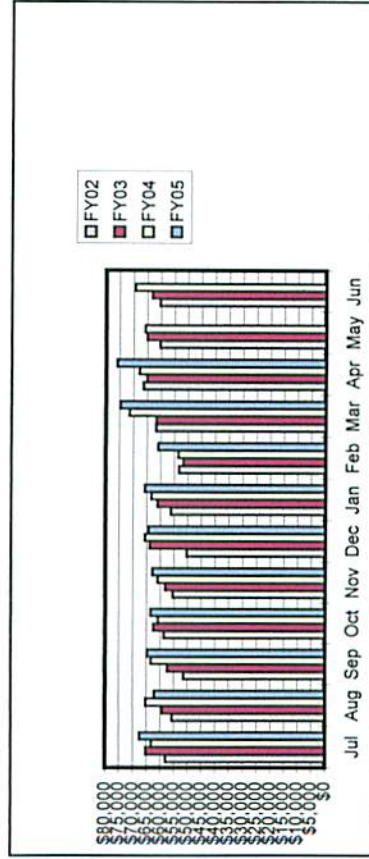
APRIL 2005

Distributed to the Solid Waste and Recycling Board of Beaufort County

III. Historic Hauling and Container Pull Information

MONTH	HAULING			
	FY02	FY03	FY04	FY05
Jul	\$58,134	\$65,203	\$63,254	\$67,460
Aug	\$55,682	\$59,326	\$65,221	\$62,104
Sep	\$51,353	\$57,362	\$63,338	\$64,749
Oct	\$58,668	\$62,440	\$60,840	\$63,562
Nov	\$55,555	\$58,240	\$60,944	\$62,826
Dec	\$50,211	\$63,846	\$65,618	\$64,238
Jan	\$56,272	\$61,088	\$63,344	\$65,738
Feb	\$53,371	\$51,626	\$53,623	\$60,985
Mar	\$61,798	\$61,649	\$71,316	\$74,774
Apr	\$66,365	\$65,041	\$67,799	\$75,955
May	\$60,332	\$64,919	\$65,851	
Jun	\$60,345	\$63,180	\$69,437	
TOTAL	\$688,084	\$733,919	\$770,584	\$662,389

MONTH	# OF PULLS			
	FY02	FY03	FY04	FY05
Jul	522	599	591	622
Aug	483	566	625	582
Sep	464	523	605	594
Oct	508	556	572	576
Nov	493	531	593	567
Dec	579	598	606	527
Jan	512	565	597	595
Feb	487	458	484	556
Mar	576	584	648	689
Apr	612	617	636	718
May	561	624	640	
Jun	576	598	652	
TOTAL	6373	6819	7249	6026



**Solid Waste and Recycling Division Monthly Update
APRIL 2005**

Distributed to the Solid Waste and Recycling Board of Beaufort County

IV. Drop-Off Center Traffic Activity

DOC Name	Total Traffic this Month	# of Days Open this Month	# of Hours Open this Month	Average Daily Traffic	Average Hourly Traffic	# of Compactor Pulls	# of Bulky Pulls	# of Yard Waste Pulls	Total Swap Outs	Total # of Pulls
Hilton Head	28,397	30	360	947	79	29	58	27	19	133
Lobeco	7,285	30	360	243	20	7	12	4	0	23
Gate	15,065	30	360	502	42	13	40	25	16	94
Shanklin	12,209	30	360	407	34	12	34 note +21 C&D	15	15	97
Lady's Island	18,624	30	360	621	52	13	37	19	13	82
Coffin Point	2,036	22	137	93	15	2	6	4	0	12
Cuffy	1,221	22	137	56	9	3	5	2	0	10
St Helena	14,028	30	360	468	39	13	24 note 28 CD&WG	23	6	94
Bluffton	26,190	30	360	873	73	25	58	31	17	131
Pritchardville	5,482	26	260	211	21	6	12	3	3	24
Big Estate	1,583	22	228	72	7	3	4	1	0	8
Sheldon	1,504	17	168	88	9	2	4	1	0	7
TOTAL	133,824	319	3,450	4,579	399	128	236	155	89	715

Solid Waste and Recycling Division Monthly Update

APRIL 2005

Distributed to the Solid Waste and Recycling Board of Beaufort County

V. Recycling Activity by Solid Waste District

<u>Solid Waste District</u>	<u>Total Tonnage</u> <u>APR03*</u>	<u>Total Tonnage</u> <u>APR04*</u>	<u>Total Tonnage</u> <u>APR05*</u>	<u>Commercial</u> <u>Tonnage</u>	<u>DOC Tonnage</u>	<u>Residential</u> <u>Tonnage</u>
#1 - City of Beaufort	75.81	63.67	32.40	20.07	0.00	12.33
#2 - Town of Port Royal	11.06	9.55	0.00	0.00	0.00	0.00
#3 - Town of Hilton Head	105.73	104.29	180.01	71.93	105.38	2.70
#4 - Town of Bluffton	0.00	0.00	0.00	0.00	0.00	0.00
#5 - Sheldon Township	0.00	0.00	0.00	0.00	0.00	0.00
#6 - Unincorporated PRI	21.74	15.99	16.64	0.00	16.64	0.00
#7 - Lady's Island	53.78	28.31	26.65	0.00	26.65	0.00
#8 - St. Helena Island	11.06	21.24	31.83	0.00	31.83	0.00
#9 - Bluffton Township	130.33	111.34	171.55	88.10	66.36	17.08
TOTAL	409.51	354.39	459.08	180.10	246.86	32.11

RECYCLING TONNAGE**			
MONTH	FY03	FY04	FY05
Jul	374.42	412.34	366.34
Aug	400.88	349.20	356.39
Sep	347.08	297.16	320.77
Oct	405.42	347.59	328.34
Nov	353.24	275.49	381.54
Dec	344.47	384.82	399.9
Jan	372.84	327.23	371.73
Feb	359.52	328.71	335.72
Mar	425.58	364.75	382.41
Apr	409.51	389.68	459.08
May	382.43	327.82	
Jun	384.34	369.28	
TOTAL	4559.73	4174.07	3702.22

DIVERSION PAYMENTS			
MONTH	FY03	FY04	FY05
Jul	\$7,547	\$7,971	\$1,227
Aug	\$8,130	\$6,885	\$2,128
Sep	\$6,127	\$6,071	\$541
Oct	\$9,035	\$7,280	\$0
Nov	\$6,551	\$4,801	\$0
Dec	\$6,331	\$7,883	\$0
Jan	\$7,377	\$6,038	\$0
Feb	\$7,492	\$6,795	\$0
Mar	\$7,867	\$7,814	\$8,619
Apr	\$7,607	\$8,392	\$0
May	\$7,250	\$6,641	
Jun	\$7,245	\$7,529	
TOTAL	\$88,580	\$84,100	\$12,515

RECYCLING SERVICES			
MONTH	FY03	FY04	FY05
Jul	\$33,360	\$34,104	\$26,539
Aug	\$34,547	\$29,636	\$26,989
Sep	\$27,373	\$24,593	\$21,150
Oct	\$35,112	\$27,668	\$21,386
Nov	\$28,927	\$24,021	\$27,026
Dec	\$28,397	\$28,472	\$22,129
Jan	\$32,201	\$27,613	\$27,468
Feb	\$29,006	\$22,355	\$20,018
Mar	\$32,940	\$31,882	\$31,882
Apr	\$32,569	\$22,583	\$27,162
May	\$26,453	\$20,826	
Jun	\$24,529	\$27,686	
TOTAL	\$365,414	\$321,438	\$251,749

NEWSPAPER RECYCLING		
MONTH	TONNAGE	REVENUE
Jul	64.16	\$962.53
Aug	87.63	\$1,314.53
Sep	124.58	\$1,868.75
Oct	77.03	\$1,155.46
Nov	94.63	\$1,419.38
Dec	111.23	\$1,688.47
Jan	80.94	\$1,214.03
Feb	85.69	\$1,285.29
Mar	123.92	\$1,858.83
Apr	95.23	\$1,904.61
May		
Jun		
TOTAL	945.04	\$14,672