



Solid Waste and Recycling Board Meeting Attendance

Date of Meeting: MARCH 17, 2005

Name	Area of Representation	Initials
Vacant	District #9 - Bluffton Township	
Earl Dietz	District #8 - St. Helena Island & Islands East	<i>Earl Dietz</i>
Gordon Bowers	District #7 - Lady's Island	<i>Gordon Bowers</i>
Robert Washington	District #5 - Sheldon Township	
Carol Murphy	District #6 - Unincorporated Port Royal Island	<i>Carol Murphy</i>
Vacant, ex officio	Beaufort	
Vacant, ex officio	Port Royal	
Vacant, ex officio	Bluffton	
Vacant, ex officio	Hilton Head Island	
Alice Howard	MCAS Liaison	<i>Alice Howard</i>
Brad Woods	MCRD Liaison	
Leland McCormack	SCDHEC Liaison	
Eddie Bellamy, Director of Public Works	Beaufort County Public Works	<i>MCB</i>
Jim Minor, Solid Waste and Recycling Superintendent	Beaufort County Public Works	<i>Jim Minor</i>

D. B. HYLTON
Gary Dukes
GARY B. JONES

Ops. Foreman (South)
MCAS Beaufort
Solid Waste & Recycling CPS/Foreman (GPS)

WBSA



MEMORANDUM

Date: December 13, 2004

To: Eddie Bellamy, Public Works Director

From: James S. Minor, Jr., Solid Waste and Recycling Superintendent *JSM*

Subject: **RECYCLING REVENUE/CREDITS FY 2005 TO DATE**

1. The following update is provided for your information:

	(white goods) Charleston Steel	(newspaper) SP Recycling	(credit from MRF) Waste Management
July 2004		\$962.53	\$6,837.90
August 2004		\$1,314.53	\$7,319.37
September 2004	\$7,153.75	\$1,868.75	\$9,652.65
October 2004	\$15,689.06	\$1,155.46	\$10,439.18
November 2004	\$21,162.19	\$1,419.38	\$8,842.22
December 2004		\$1,688.47	\$16,415.93
January 2005		\$1,214.03	\$8,942.98
February 2005	\$21,020.00		
March 2005	\$1,450.63		
April 2005			
May 2005			
June 2005			
Sub Totals	\$66,475.63	\$9,623.15	\$68,450.23
GRAND TOTAL TO DATE			\$144,549.01



Beaufort County Solid Waste and Recycling Board Meeting Agenda

March 17, 2005

2:00 PM

Public Works Conference Room
120 Shanklin Road
Beaufort, SC 29906

- Call to Order- Mr. Dietz
- Review and Adoption of Minutes – Mr. Dietz
- Solid Waste Study Final report.
- Solid Waste Recycling Division Monthly Report, January 2005 - Mr. Minor
- Solid Waste and Recycling Capital Improvement Projects Update (Oct, Jan, Apr, Jul)
- Announcements
Next meeting, Thursday April 21, 2005
- Adjourn

Cc: Mr. Gary T. Kubic, County Administrator
Mr. Harold C. Boehm, Deputy Administrator Public Services / Land Management Department
Miss Susan Rainey, Clerk to Council
Mr. Eddie Bellamy, Director Public Works

Beaufort County Solid Waste and Recycling Board Meeting
Thursday, February 17, 2005, 2:00 p.m.
Public Works Conference Room

Attendees: Mr. Earl Dietz, Chairman and District 8 Representative
Mr. Gordon Bowers, District 7 Representative
Mrs. Carol Murphy, Vice – Chairperson and District 6 Representative
Mr. Robert Washington, District 5 Representative
Mr. Eddie Bellamy, Public Works Director
Mr. James Minor, SWR Superintendent
Mr. Gary Jones, Operations Foreman/Litter Officer
Mr. Brad Woods, MCRD Liaison
Ms. Abby Goldsmith, R.W. Beck, Inc.

Absentees: VACANT, District 3 Representative (Ex-Officio)
VACANT, District 9 Representative
Mr. Leland McCormack, DHEC Liaison
VACANT, District 4 Representative (Ex-Officio)
VACANT, District 2 Representative (Ex-Officio)
VACANT, District 1 Representative (Ex-Officio)
Mr. Carl T. Hallman, MCAS Liaison

-
- Mr. Dietz opened the meeting
 - Minutes from January were read and approved.
 - Mr. Minor discussed the monthly report for December. The report was accepted as received.
 - Patron traffic continues to decrease at Coffin Point staff to continue to study the decreasing trend.
 - Ms. Abby Goldsmith of R.W. Beck, Inc. presented the draft report of the Solid Waste Study to the Board. A motion was made and seconded for the Board to accept the report and recommend a presentation of the final report be made to the Public Services Committee of County Council. The motion carried unanimously.
 - The meeting was adjourned at 4:00 P.M.
 - The next meeting will be held at the Public Works Conference Room on at 2:00 p. m. on March 17, 2005.

Cc: Mr. Gary T. Kubic, County Administrator
Mr. Harold C. Boehm, Deputy Administrator Public Services / Land Management Department
Miss Suzanne Rainey, Clerk to Council

**Solid Waste and Recycling Division Monthly Update
January 2005**
Distributed to the Solid Waste and Recycling Board of Beaufort County

I. Monthly Budget Update

Solid Waste - DOC and Overall County Tonnage

	Jan-03	Jan-04	Jan-05	FY05 YTD
DOC Tonnage (Household & Bulky)	1,677.97	1,790.33	2,001.54	11,744.05
DOC Tonnage (Yardwaste)	276.91	290.78	349.55	2,251.54
Overall County Tonnage (Household & Bulky)	9,368.21	9,976.98	10,103.33	69,208.84
Overall County Tonnage (Yardwaste)	623.29	625.20	741.37	5,126.13
Overall County Tonnage (C & D)	113.02	123.96	159.98	957.75
Total Tonnage All Disposal	10,104.52	10,728.14	11,004.68	75,292.72

Recycling - DOC and Overall County Tonnage

	Jan-03	Jan-04	Jan-05	FY05 YTD
DOC Tonnage (Gross)	149.81	151.04	242.03	1,427.35
Contract Tonnage (Gross)	223.23	176.19	157.87	1,097.68
Total County Tonnage (Gross)	372.84	327.23	399.90	2,525.01

Solid Waste Hauling and Disposal Budgets Status

	Through JAN03	Through JAN04	Through JAN05	% Expended JAN03	% Expended JAN04	% Expended JAN05
Hauling Costs	\$427,505	\$442,558	\$450,676	61%	61%	52%
Disposal Costs	\$2,309,579	\$2,447,694	\$2,090,836	67%	67%	54%

Recycling Services and Diversion Payment Budgets Status

	Through JAN03	Through JAN04	Through JAN05	% Expended JAN03	% Expended JAN04	% Expended JAN05
Recycling Services	\$219,918	\$196,106	\$172,887	55%	52%	44%
Diversion Payments	\$51,098	\$46,930	\$3,896	55%	50%	11%

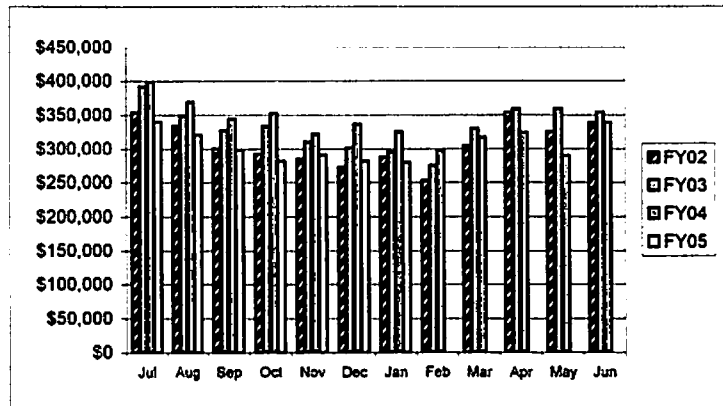
Solid Waste and Recycling Division Monthly Update

January 2005

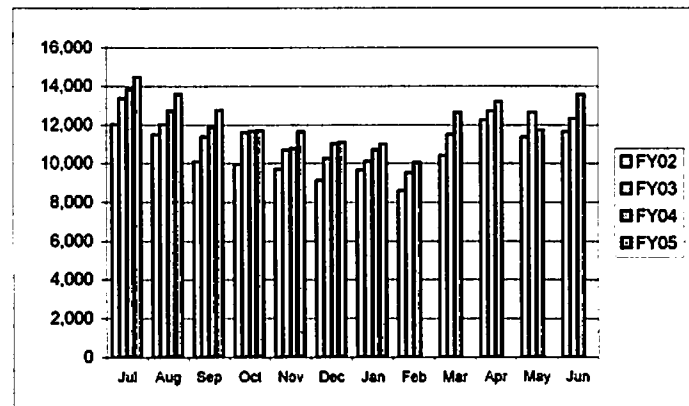
Distributed to the Solid Waste and Recycling Board of Beaufort County

II. Historic Tonnage and Disposal Information

DISPOSAL				
MONTH	FY02	FY03	FY04	FY05
Jul	\$353,518	\$391,617	\$398,603	\$339,746
Aug	\$333,740	\$348,864	\$369,093	\$320,783
Sep	\$300,644	\$327,471	\$343,981	\$298,406
Oct	\$292,508	\$333,468	\$352,261	\$281,467
Nov	\$284,650	\$310,693	\$322,112	\$290,188
Dec	\$272,860	\$301,727	\$336,469	\$281,077
Jan	\$287,482	\$295,738	\$325,175	\$279,169
Feb	\$252,844	\$274,955	\$297,918	
Mar	\$304,820	\$330,358	\$317,174	
Apr	\$353,610	\$358,705	\$323,976	
May	\$325,217	\$358,725	\$289,652	
Jun	\$338,569	\$354,232	\$338,978	
TOTAL	\$3,700,462	\$3,986,553	\$4,015,392	\$2,090,836



TONNAGE DISPOSED				
MONTH	FY02	FY03	FY04	FY05
Jul	12,029	13,364	13,830	14,458
Aug	11,504	12,010	12,717	13,584
Sep	10,077	11,389	11,887	12,763
Oct	9,947	11,614	11,705	11,720
Nov	9,696	10,704	10,784	11,662
Dec	9,132	10,247	11,049	11,104
Jan	9,640	10,105	10,726	11,005
Feb	8,593	9,506	10,049	
Mar	10,410	11,514	12,663	
Apr	12,254	12,714	13,218	
May	11,371	12,642	11,745	
Jun	11,646	12,331	13,578	
TOTAL	126,300	138,139	143,951	86,297



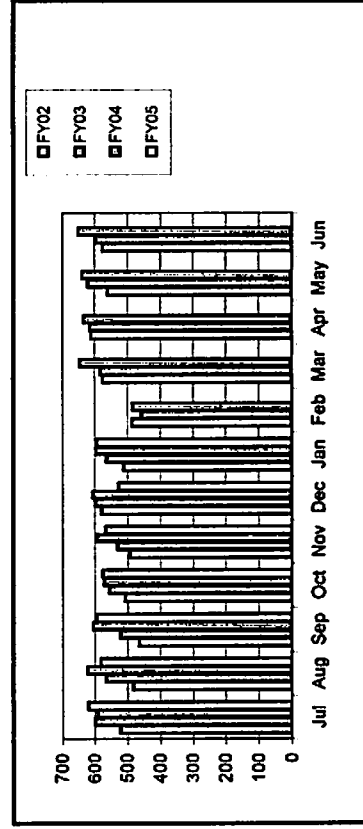
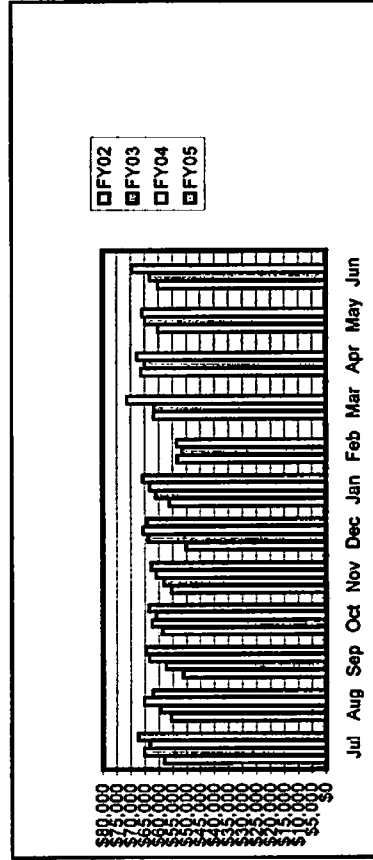
Solid Waste and Recycling Division Monthly Update **January 2005**

Distributed to the Solid Waste and Recycling Board of Beaufort County

III. Historic Hauling and Container Pull Information

HAULING				
MONTH	FY02	FY03	FY 04	FY 05
Jul	\$58,134	\$65,203	\$63,254	\$67,460
Aug	\$55,682	\$59,326	\$65,221	\$62,104
Sep	\$51,353	\$57,362	\$63,338	\$64,749
Oct	\$58,688	\$62,440	\$60,840	\$63,562
Nov	\$55,555	\$58,240	\$60,944	\$62,826
Dec	\$50,211	\$63,846	\$65,618	\$64,238
Jan	\$56,272	\$61,088	\$63,344	\$65,738
Feb	\$53,371	\$51,626	\$53,623	
Mar	\$61,798	\$61,649	\$71,316	
Apr	\$66,365	\$65,041	\$67,799	
May	\$60,332	\$64,919	\$65,851	
Jun	\$60,345	\$63,180	\$69,437	
TOTAL	\$688,084	\$733,919	\$770,584	\$450,676

# OF PULLS				
MONTH	FY02	FY03	FY 04	FY 05
Jul	522	599	591	622
Aug	483	566	625	582
Sep	464	523	605	594
Oct	508	556	572	576
Nov	493	531	593	567
Dec	579	598	606	527
Jan	512	565	597	595
Feb	487	458	484	
Mar	576	584	648	
Apr	612	617	636	
May	561	624	640	
Jun	576	598	652	
TOTAL	6373	6819	7249	4063



**Solid Waste and Recycling Division Monthly Update
January 2005**

Distributed to the Solid Waste and Recycling Board of Beaufort County

IV. Drop-Off Center Traffic Activity

DOC Name	Total Traffic this Month	# of Days Open this Month	# of Hours Open this Month	Average Daily Traffic	Average Hourly Traffic	# of Compactor Pulls	# of Bulky Pulls	# of Yard Waste Pulls	Total Swap Outs	Total # of Pulls
Hilton Head	26,103	29	348	900	75	26	47	15	16	104
Lobeco	6,671	29	348	230	19	5	9	4	0	18
Gate	13,500	29	348	466	39	12	32	13	11	68
Shanklin	10,419	29	348	359	30	10	50 17 cd note	13	14	87
Lady's Island	14,904	29	348	514	43	10	31	8	15	65
Coffin Point	1,713	24	155	71	11	2	3	2	0	7
Cuffy	1,005	18	114	56	9	2	4	1	1	8
St Helena	12,790	29	348	441	37	15	40 note 17 CD&WG	14	3	72
Bluffton	23,180	29	348	799	67	21	53	15	16	105
Pritchardville	5,039	25	250	202	20	6	8	2	1	17
Big Estate	1,281	22	176	58	7	2	3	1	0	6
Sheldon	1,587	17	168	93	9	1	3	1	1	6
TOTAL	118,192	309	3,299	4,190	366	112	193	89	78	563

Solid Waste and Recycling Division Monthly Update
January 2005
Distributed to the Solid Waste and Recycling Board of Beaufort County

V. Recycling Activity by Solid Waste District

<u>Solid Waste District</u>	<u>Total Tonnage</u> <u>JAN03*</u>	<u>Total Tonnage</u> <u>JAN04*</u>	<u>Total</u> <u>Tonnage JAN0</u> <u>5*</u>	<u>Commercial</u> <u>Tonnage</u>	<u>DOC Tonnage</u>	<u>Residential</u> <u>Tonnage</u>
#1 - City of Beaufort	81.66	62.84	39.60	18.26	0.00	21.34
#2 - Town of Port Royal	5.26	5.99	0.00	0.00	0.00	0.00
#3 - Town of Hilton Head	111.82	104.29	149.44	57.49	90.67	1.28
#4 - Town of Bluffton	0.00	0.00	0.00	0.00	0.00	0.00
#5 - Sheldon Township	0.00	0.00	0.00	0.00	0.00	0.00
#6 - Unincorporated PRI	19.25	13.08	15.27	0.00	15.27	0.00
#7 - Lady's Island	46.88	45.23	37.02	0.00	37.02	0.00
#8 - St. Helena Island	7.52	6.80	21.22	0.00	21.22	0.00
#9 - Bluffton Township	100.45	89.00	109.18	34.30	63.77	11.11
TOTAL	372.84	327.23	371.73	110.05	227.95	33.73

RECYCLING TONNAGE**			
MONTH	FY03	FY04	FY05
Jul	374.42	412.34	366.34
Aug	400.88	349.20	356.39
Sep	347.08	297.16	320.77
Oct	405.42	347.59	328.34
Nov	353.24	275.49	381.54
Dec	344.47	384.82	399.9
Jan	372.84	327.23	371.73
Feb	359.52	328.71	
Mar	425.58	364.75	
Apr	409.51	389.68	
May	382.43	327.82	
Jun	384.34	369.28	
TOTAL	4559.73	4174.07	2525.01

DIVERSION PAYMENTS			
MONTH	FY03	FY04	FY05
Jul	\$7,547	\$7,971	\$1,227
Aug	\$8,130	\$6,885	\$2,128
Sep	\$6,127	\$6,071	\$541
Oct	\$9,035	\$7,280	\$0
Nov	\$6,551	\$4,801	\$0
Dec	\$6,331	\$7,883	\$0
Jan	\$7,377	\$6,038	\$0
Feb	\$7,492	\$6,795	
Mar	\$7,867	\$7,814	
Apr	\$7,607	\$8,392	
May	\$7,250	\$6,641	
Jun	\$7,245	\$7,529	
TOTAL	\$88,560	\$84,100	\$3,896

RECYCLING SERVICES			
MONTH	FY03	FY04	FY05
Jul	\$33,360	\$34,104	\$26,539
Aug	\$34,547	\$29,636	\$26,989
Sep	\$27,373	\$24,593	\$21,150
Oct	\$35,112	\$27,668	\$21,386
Nov	\$28,927	\$24,021	\$27,026
Dec	\$28,397	\$28,472	\$22,129
Jan	\$32,201	\$27,613	\$27,468
Feb	\$29,006	\$22,355	
Mar	\$32,940	\$25,011	
Apr	\$32,569	\$22,583	
May	\$26,453	\$20,826	
Jun	\$24,529	\$27,686	
TOTAL	\$365,414	\$314,567	\$172,687

NEWSPAPER RECYCLING		
MONTH	TONNAGE	REVENUE
Jul	64.16	\$962.53
Aug	87.63	\$1,314.53
Sep	124.58	\$1,868.75
Oct	77.03	\$1,155.46
Nov	94.63	\$1,419.38
Dec	111.23	\$1,688.47
Jan	80.94	\$1,214.03
Feb		
Mar		
Apr		
May		
Jun		
TOTAL	640.20	\$9,623