



**County Council of  
Beaufort County  
Solid Waste and  
Recycling Board  
Meeting**

**Chairman**  
RANDY BOEHME

**Vice Chairman**  
KIM CORLEY

**Council Liaison**  
YORK GLOVER

**County Administrator**  
ERIC GREENWAY

**Clerk to Council**  
SARAH W. BROCK

**Staff Support**  
ANGEL MARCINKOSKI

**Administration Building**  
Beaufort County Government  
Robert Smalls Complex  
100 Ribaut Road

**Contact**

Post Office Drawer 1228  
Beaufort, South Carolina 299901-1228  
(843) 255-2180  
[www.beaufortcountysc.gov](http://www.beaufortcountysc.gov)

# Solid Waste and Recycling Board Agenda

**Thursday, December 1, 2022, at 2:00 PM**

Beaufort County Administration Building: Executive Conference Room  
100 Ribaut Road, Beaufort SC  
Virtually through Zoom

*[Public notification of this meeting has been published, posted, and distributed in compliance with the South Carolina Freedom of Information Act]*

1. CALL TO ORDER
2. APPROVAL OF AGENDA
3. APPROVAL OF MINUTES – [AUGUST 22, 2022](#)
4. INTRODUCTIONS
5. PUBLIC COMMENT  
Anyone who wishes to speak during the Public Comment portion of the meeting will limit their comments to no longer than three (3) minutes (a total of 15 minutes) and will address the Board in a respectful manner appropriate to the decorum of the meeting, refraining from the use of profane, abusive, or obscene language.
6. UPDATES REGARDING MEETINGS WITH COUNTY COUNCIL (ALL)
7. COMMENTS ON [SWR REPORTS](#)
8. OPEN ROUND TABLE DISCUSSION
9. PUBLIC COMMENT
10. BOARD REQUESTS
11. ADJOURNMENT

NEXT MEETING JANUARY 26, 2023, AT 2:00 PM  
BEAUFORT COUNTY ADMINISTRATION BUILDING: EXECUTIVE CONFERENCE ROOM - 100 RIBAUT ROAD, BEAUFORT SC  
VIRTUALLY THROUGH ZOOM



## Beaufort County Solid Waste and Recycling Board Meeting Thursday, September 22, 2022, 2:00 PM Executive Conference Room

### Attendees:

Randy Boehme, Chairman District 9 Representative  
Sally Dennis, District 7 Representative  
Bill Graner, District 6 Representative  
Lawrence Bryan, District 5 Representative  
Mike Bennett, District 3 Representative (Ex-Officio) via Zoom  
Bryan Durrance, District 1 (Ex-Officio)  
Chris Vaigneur, MCAS Liaison  
Brad Woods, MCRD Liaison  
Angel Marcinkoski, Solid Waste and Recycling  
Neil Desai, Beaufort County Public Works  
Chloee McGuigan, Solid Waste and Recycling  
Cindy Carter via Zoom, Solid Waste and Recycling

### Absentees:

Kim Corley, District 8 Representative  
Vacant, District 2 Representative  
Derrick Coaxum, District 4 Representative (Ex-Officio)  
Reahntita Tuten, SC DHEC Liaison

### Guests Attending:

Shawn Epps, HDR

- 1. Call to Order:** Chair Boehme called the meeting to order at 2:00 PM.
- 2. Approval of Agenda:** Ms. Marcinkoski asked for an amendment to the agenda to add the August Board report. At the time of the agenda submittal deadline to the Clerk to Council, staff had not received the glass numbers to complete the recycling portion of the report. The updated agenda was approved without opposition.
- 3. Approval of Minutes – July 28, 2022:** Minutes were approved without opposition.
- 4. Introductions:** All present introduced themselves.
- 5. Public Comment:** None Received.
- 6. Updates Regarding Meetings with County Council (All):** Chairman Boehme met with Councilman Lawson, District 9, to keep him updated on the SWR Board. Mr. Bennett shared that the Town of Hilton Head and Beaufort County have started meeting monthly about the Hilton Head Island Greater Island Council Resolution.
- 7. J. Mitchell Graham Memorial Award:** Ms. Marcinkoski announced that the Implementation of the Decal System was awarded the 2022 J. Mitchel Graham Memorial Award by the SC Association of Counties. The award was presented on August 3rd during the SC Association of Counties Conference in Wild Dunes. Staff recognized the GIS/Mapping staff for their contributions to the award and the program.
- 8. SWR Monthly Reports:** There have been an average of 534 monthly pulls this FY23 compared to an average of 558 monthly pulls FY22. Hauling costs have increased since this time last year due to the new contract award. The hauling budget to date is at 17% expended as compared to 13% last August. Beaufort County pays for all residential household garbage disposal – both residential curbside and Collection Centers. For July and August of this FY, disposal costs were \$11,398 less than the same time frame last FY. The tonnage so far this FY is 14,694. This is 1,133 fewer tons than this time last year. As a reminder, these savings are impressive, but as population and tipping fees increase, the decal program is not the final solution. August 2022 center traffic is down 31,081 vehicles compared to August 2021. We continue to stay below the trend line. Our recycling tonnage to date totals 528.95 tons. We are below budget for the fiscal year with 14% expended after two months of operation. We continue working on new educational campaigns to increase recycling and reduce contamination. Continued discussion of a MRF in Beaufort County should boost our recycling goals. In addition to the original Public Works South

property, staff and outside consultants are evaluating the Simmonsville site again as a potential location. Recycling revenues so far this FY = \$7,625.65. WM processing costs, minus credits, still left a balance of \$14,009.19 to handle recycling costs.

9. **Recycling Coordinator Report:** Ms. McGuigan reported the last e-waste event was on August 27, 2022. The next event will be on December 10, 2022. On September 17, 2022, Ms. McGuigan participated in the Bluffton Beach/River Sweep by providing supplies and an educational table. She has also reached out to all Beaufort County schools and has had an overwhelming response, so she is working on scheduling days to get into the schools. Mr. Bennett asked if there is a recycling program for schools. Ms. Carter mentioned the environmental liaison group of teachers that used to meet through the district. The school district also has a contract with Waste Pro for paper recycling. SC DHEC also has an educational program for schools. Staff is also working with the schools and libraries on how to handle recycling books. Chairman Boehme would like to invite District Superintendent Dr. Rodriguez to a meeting to discuss recycling education.
10. **Volunteer Coordinator Report:** Ms. Dolbey was unable to attend the meeting today because of the Annual Adopt-A-Highway Meeting that was held this morning at the Belfair Clubhouse. We appreciate the time and effort that Ms. Dolbey spent hosting an informative meeting and we thank all the volunteers that work to keep Beaufort County roadsides litter-free. Staff would also like to thank KBCB Board member, Brenda McFee, for arranging the meeting venue.
11. **Litter and Enforcement Initiative Report:** Artrell Horne (our Litter Control Supervisor), Raymond Mann (Litter Crew), Robert Gadson (Foreman), and Matt Riccobene (BCSO) attended the 2022 Litter Conference on September 7-9. The KBCB affiliate was recognized and Beaufort County teacher, Adam Marcinkoski, from Beaufort Elementary was awarded the Palmetto Pride Volunteer of the Year for his work with education, litter removal, and promoting the County America Recycles Day art contest.
12. **Solid Waste Ordinance 62:** The consultant continues to review and make edits. The first version has been submitted to our Legal staff for input before further changes are made. Once this has been drafted, we will bring it to the Board.
13. **Hilton Head Island Greater Island Council Resolution:** Mr. Bennett reminded the board that in July he presented the first resolution from the Hilton Head Island Greater Island Council. Out of that resolution, has developed meetings with the County, more resources, and manpower. The second resolution supports direct initiatives towards a single hauler system.
14. **WM-MRF Visit and October 19, 2022 Meeting:** Chairman Boehme highlighted MRF visit from August 10, 2022. WM and Palmetto Pride will be hosting a joint meeting on October 19th to discuss education and hauler participation in stopping litter and keeping Lowcountry Counties areas clean. If you plan to attend, please RVSP to Mindy Miller by October 15th.
15. **Public Comment:** None received.
16. **Board Requests:** Chairman Boehme would like to write an email to Dr. Rodriguez about education. Staff provided a 2023 meeting calendar that mirrors meeting dates historically. We plan to submit this to the County Administrator's staff for reserving this meeting space moving forward.
17. **Adjournment:** The meeting ended at 3:07 PM. The next regular Board Meeting is scheduled for December 1, 2022, at 2:00 PM, in the Executive Conference Room, Administration Building and via Zoom.

Solid Waste and Recycling Division Monthly Update  
 September 22 Fiscal Year 2023  
 Distributed to the Solid Waste and Recycling Board of Beaufort County

Solid Waste Overall County Convenience Center Tonnage

	September FY22	September FY23
<b>CLASS 3 WASTE (MSW)</b>	1,310.68	932.13
<b>CLASS 2 (C &amp; D)</b>	888.96	740.76
<b>CLASS 1 (Yard Waste)</b>	395.50	304.50
<b>TOTAL Convenience Center Tonnage</b>	2,595.14	1,977.39
<b>% of All Residential Disposal from CC</b>	36.58%	30.57%

Solid Waste Overall County Residential Route Tonnage

	September FY22	September FY23
<b>CLASS 3 WASTE (MSW)</b>	4,312.06	4,253.73
<b>CLASS 2 (C &amp; D)</b>	6.94	10.64
<b>CLASS 1 (Yard Waste)</b>	180.25	226.61
<b>TOTAL Residential Route Tonnage</b>	4,499.25	4,490.98
<b>% of All Residential Disposal from Residential Route</b>	63.42%	69.43%

Overall Solid Waste Activity by Solid Waste District

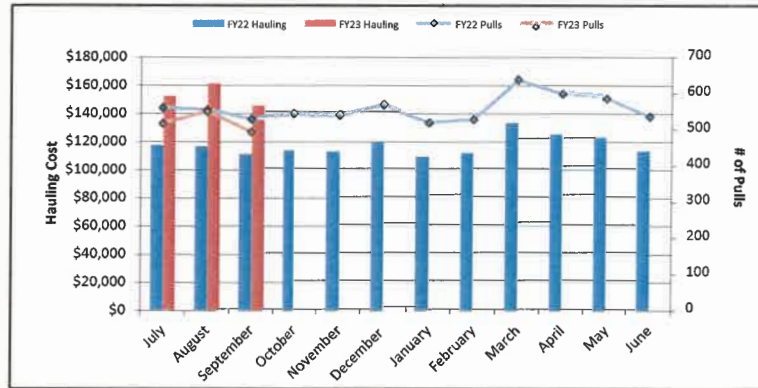
Solid Waste District	<b>CLASS 3 WASTE (MSW)</b>	<b>CLASS 2 WASTE (C &amp; D)</b>	<b>CLASS 1 WASTE (Yard)</b>	<b>Total District Tonnage</b>
District 1 City of Beaufort	315.70	4.89	92.61	413.20
District 2 Town of Port Royal	193.59	4.69	134.00	332.28
District 3 Town of Hilton Head	1,547.05	188.86	84.00	1,819.91
District 4 Town of Bluffton	378.16	245.85	101.50	725.51
District 5 Sheldon Township	120.51	11.48	0.00	131.99
District 6 Unincorporated Port Royal Island	470.40	138.78	14.00	623.18
District 7 Unincorporated Lady's Island	373.68	0.00	0.00	373.68
District 8 St. Helena & Islands East	422.21	150.93	105.00	678.14
District 9 Unincorporated Bluffton Township Daufuskie	1,354.00 10.56	0.96 4.96	0.00 0.00	1,354.96 15.52
<b>MONTHLY OVERALL COUNTY TONNAGE</b>	5,185.86	751.40	531.11	6,468.37
<b>YTD OVERALL COUNTY TONNAGE</b>	17,257.49	1,609.36	2,295.44	21,162.29

Solid Waste and Recycling Division Monthly Update  
September 22 Fiscal Year 2023  
Distributed to the Solid Waste and Recycling Board of Beaufort County

Solid Waste Hauling Costs

Month	FY22 Hauling	FY23 Hauling
July	\$117,661	\$152,499
August	\$116,724	\$161,573
September	\$111,370	\$145,780
October	\$114,017	
November	\$113,186	
December	\$120,218	
January	\$109,488	
February	\$112,297	
March	\$133,798	
April	\$125,635	
May	\$123,445	
June	\$113,690	
<b>TOTAL</b>	<b>\$1,411,529</b>	<b>\$459,852</b>

Solid Waste Hauling Costs



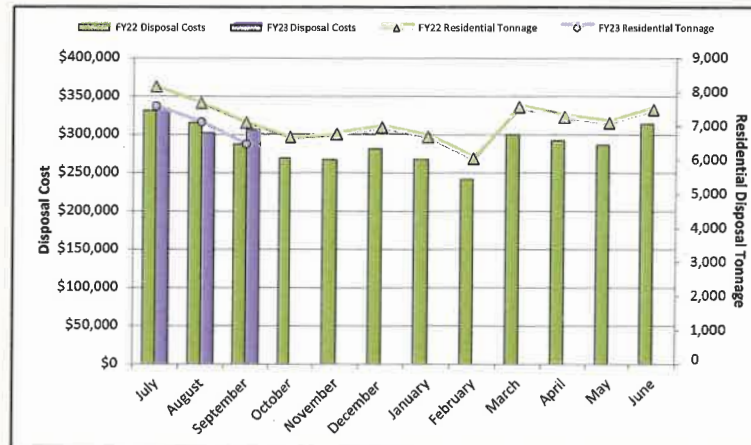
Number of Pulls

Month	FY22 Pulls	FY23 Pulls
July	560	517
August	555	550
September	529	493
October	539	
November	535	
December	564	
January	520	
February	528	
March	638	
April	599	
May	586	
June	536	
<b>TOTAL</b>	<b>6,689</b>	<b>1,560</b>

Solid Waste Disposal Costs

Month	FY22 Disposal Costs	FY23 Disposal Costs
July	\$331,480	\$333,412
August	\$315,265	\$301,935
September	\$287,624	\$306,571
October	\$269,066	
November	\$267,059	
December	\$281,448	
January	\$267,691	
February	\$241,622	
March	\$299,926	
April	\$292,252	
May	\$286,389	
June	\$314,019	
<b>TOTAL</b>	<b>\$3,453,841</b>	<b>\$941,918</b>

Solid Waste Disposal Cost



Total County Residential Tonnage Disposal

Month	FY22 Residential Tonnage	FY23 Residential Tonnage
July	8,158	7,581
August	7,669	7,113
September	7,094	6,468
October	6,653	
November	6,741	
December	6,939	
January	6,674	
February	6,026	
March	7,539	
April	7,238	
May	7,072	
June	7,469	
<b>TOTAL</b>	<b>85,272</b>	<b>21,162</b>

Solid Waste Hauling and Disposal Budgets Status

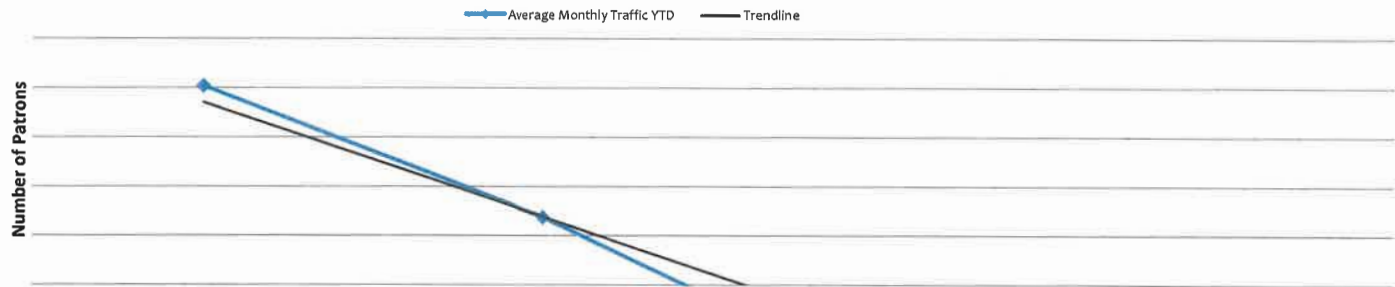
	FY22 Through September	FY23 Through September	FY22 % Expended	FY23 % Expended
Hauling Costs	\$345,755	\$459,852	19%	25%
Disposal Costs	\$934,369	\$941,918	26%	26%

Solid Waste and Recycling Division Monthly Update  
 September 22 Fiscal Year 2023  
 Distributed to the Solid Waste and Recycling Board of Beaufort County

Monthly Convenience Center Total Traffic Information

	September FY 22	September FY 23
<b>Hilton Head</b>	26,573	23,802
<b>Bluffton</b>	30,647	27,175
<b>Lobeco</b>	2,797	2,720
<b>Sheldon</b>	1,552	1,180
<b>Big Estate</b>	1,174	867
<b>Shanklin</b>	12,145	11,073
<b>Gate</b>	0	0
<b>St. Helena</b>	22,149	19,711
<b>Coffin Point</b>	2,657	2,935
<b>Cuffy</b>	1,468	1,423
<b>Pritchardville</b>	0	0
<b>Total Traffic for ALL Convenience Centers</b>	<b>101,162</b>	<b>90,886</b>

**Average Monthly Traffic YTD by Fiscal Year**

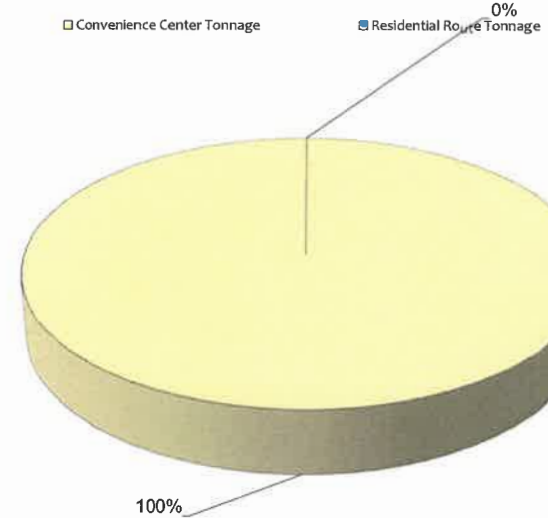


Solid Waste and Recycling Division Monthly Update  
September 22 Fiscal Year 2023  
Distributed to the Solid Waste and Recycling Board of Beaufort County

Recycling Activity by Solid Waste District

Solid Waste District	Convenience Center Tonnage	Residential Route Tonnage	Overall County Tonnage by District	Commercial Tonnage
District 1 City of Beaufort		0.00	0.00	0.00
District 2 Town of Port Royal		0.00	0.00	0.00
District 3 Town of Hilton Head	97.78	0.00	97.78	0.00
District 4 Town of Bluffton	86.88	0.00	86.88	0.00
District 5 Sheldon Township	0.00	0.00	0.00	0.00
District 6 Unincorporated Port Royal Island	9.34	0.00	9.34	0.00
Solid Waste District 7 Unincorporated Lady's Island	0.00		0.00	0.00
Solid Waste District 8 St. Helena & Islands East	44.12	0.00	44.12	0.00
Solid Waste District 9 Unincorporated Bluffton Township	0.00	0.00	0.00	0.00
Daufuskie	0.00	0.00	0.00	0.00
<b>OVERALL COUNTY TONNAGE</b>	<b>238.12</b>	<b>0.00</b>	<b>238.12</b>	<b>0.00</b>
<b>COUNTY TONNAGE PLUS NEWSPAPER</b>	<b>52.13</b>			

Monthly Comparison of Residential Recycling Sources



YTD Residential Recycling Tonnage

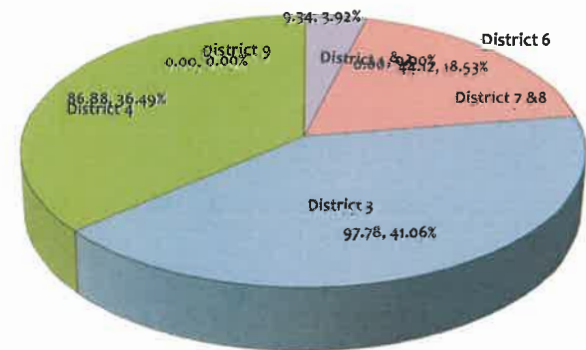
	Convenience Center Tonnage	Residential Route Tonnage	YTD Residential Tonnage
YTD Residential Tonnage	712.69	0.00	819.20
	106.51		

Fiscal Year Overall County Recycling Tonnage & Services Comparison

Month	FY 22 Recycling Tonnage	FY 23 Recycling Tonnage	FY 22 Recycling Services Cost	FY 23 Recycling Services Cost
July	317.29	273.88	\$76,651	\$68,242
August	287.07	255.07	\$73,295	\$66,958
September	275.51	290.25	\$67,200	\$67,976
October	265.42	0.00	\$69,799	\$0
November	267.70	0.00	\$61,555	\$0
December	322.73	0.00	\$66,752	\$0
January	292.67	0.00	\$64,522	\$0
February	270.35	0.00	\$60,640	\$0
March	266.52	0.00	\$67,394	\$0
April	320.15	0.00	\$68,548	\$0
May	299.01	0.00	\$61,167	\$0
June	269.18	0.00	\$63,564	\$0
<b>TOTAL</b>	<b>3,453.60</b>	<b>819.20</b>	<b>\$801,087</b>	<b>\$203,176</b>

Residential Tonnage + Newspaper Tonnage NO Commercial Tonnage

Overall County Tonnage Comparison by District



Solid Waste Recycling Budget Status

	FY22 Through September	FY23 Through September	FY21 % Expended YTD	FY22 % Expended YTD
Recycling Services	\$217,146	\$203,176	23%	22%

Solid Waste and Recycling Division Monthly Update  
 September 22 Fiscal Year 2023  
 Distributed to the Solid Waste and Recycling Board of Beaufort County

Fiscal Year 23 Recycling Revenue						Fiscal Year 23 MRF Credit		
Month/Year	Charleston Steel	GEL	Hardeeville Metal	Universal Envir. (used oil)	Sonoco	Month/Year	Waste Management (MRF) *monthly processing cost/share revenue	Rebate/Balance
Jul-22		-\$1,008.00		\$940.00	\$7,738.83	Jul-22	\$17,400.29/\$11,302.24	-\$6,098.05
Aug-22		-\$1,092.00	\$13.32	\$1,033.50	\$0.00	Aug-22	\$14,723.90/\$6,812.76	-\$7,911.14
Sep-22		-\$1,596.00		\$1,089.00	\$4,295.32	Sep-22	\$14,515.84/\$4,107.08	-\$10,408.76
Oct-22						Oct-22		
Nov-22						Nov-22		
Dec-22						Dec-22		
Jan-23						Jan-23		
Feb-23						Feb-23		
Mar-23						Mar-23		
Apr-23						Apr-23		
May-23						May-23		
Jun-23						Jun-23		
<b>Sub Totals</b>	\$0.00	-\$3,696.00	\$13.32	\$3,062.50	\$12,034.15	<b>Total</b>	\$46,640.03/\$22,222.08	-\$24,417.95
<b>GRAND TOTAL TO DATE</b>					\$11,413.97			



Solid Waste and Recycling Division Monthly Update  
 October 22 Fiscal Year 2023  
 Distributed to the Solid Waste and Recycling Board of Beaufort County

Solid Waste Overall County Convenience Center Tonnage

	October FY22	October FY23
<b>CLASS 3 WASTE (MSW)</b>	1,301.33	1,305.92
<b>CLASS 2 (C &amp; D)</b>	841.73	742.15
<b>CLASS 1 (Yard Waste)</b>	329.00	364.00
<b>TOTAL Convenience Center Tonnage</b>	2,472.06	2,412.07
<b>% of All Residential Disposal from CC</b>	37.15%	35.50%

Solid Waste Overall County Residential Route Tonnage

	October FY22	October FY23
<b>CLASS 3 WASTE (MSW)</b>	3,969.20	4,087.31
<b>CLASS 2 (C &amp; D)</b>	2.37	3.28
<b>CLASS 1 (Yard Waste)</b>	209.85	291.84
<b>TOTAL Residential Route Tonnage</b>	4,181.42	4,382.43
<b>% of All Residential Disposal from Residential Route</b>	62.85%	64.50%

Overall Solid Waste Activity by Solid Waste District

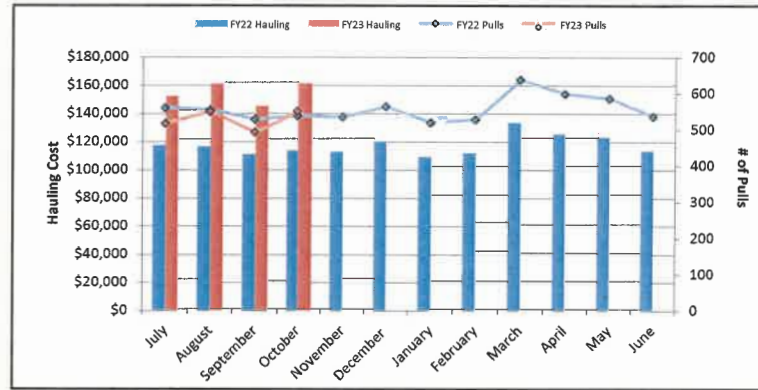
Solid Waste District	<b>CLASS 3 WASTE (MSW)</b>	<b>CLASS 2 WASTE (C &amp; D)</b>	<b>CLASS 1 WASTE (Yard)</b>	<b>Total District Tonnage</b>
District 1 City of Beaufort	316.58	3.03	123.94	443.55
District 2 Town of Port Royal	198.73	0.00	167.90	366.63
District 3 Town of Hilton Head	1,726.08	198.03	112.00	2,036.11
District 4 Town of Bluffton	494.96	235.61	101.50	832.07
District 5 Sheldon Township	103.02	13.89	0.00	116.91
District 6 Unincorporated Port Royal Island	467.77	142.07	21.00	630.84
District 7 Unincorporated Lady's Island	342.58	0.00	0.00	342.58
District 8 St. Helena & Islands East	382.50	152.55	129.50	664.55
District 9 Unincorporated Bluffton Township	1,359.23	0.25	0.00	1,359.48
Daufuskie	1.78	0.00	0.00	1.78
<b>MONTHLY OVERALL COUNTY TONNAGE</b>	5,393.23	745.43	655.84	6,794.50
<b>YTD OVERALL COUNTY TONNAGE</b>	22,650.72	3,040.87	2,265.20	27,956.79

**Solid Waste and Recycling Division Monthly Update**  
 October 22 Fiscal Year 2023  
 Distributed to the Solid Waste and Recycling Board of Beaufort County

**Solid Waste Hauling Costs**

Month	FY22 Hauling	FY23 Hauling
July	\$117,661	\$152,499
August	\$116,724	\$161,573
September	\$111,370	\$145,780
October	\$114,017	\$161,852
November	\$113,186	
December	\$120,218	
January	\$109,488	
February	\$112,297	
March	\$133,798	
April	\$125,635	
May	\$123,445	
June	\$113,690	
<b>TOTAL</b>	<b>\$1,411,529</b>	<b>\$621,704</b>

**Solid Waste Hauling Costs**



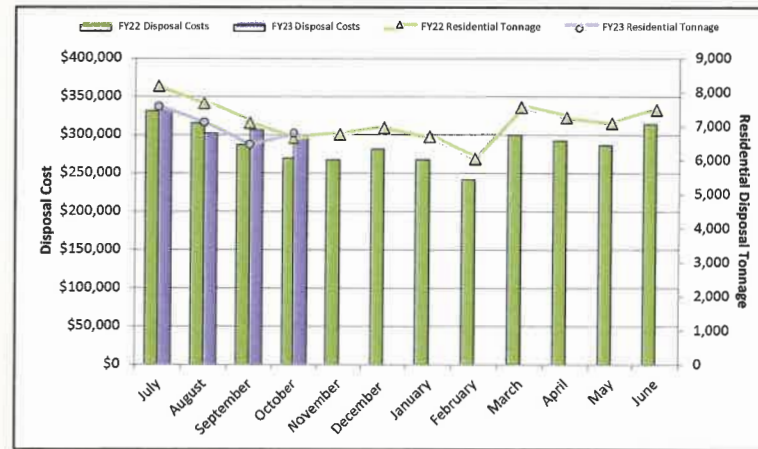
**Number of Pulls**

Month	FY22 Pulls	FY23 Pulls
July	560	517
August	555	550
September	529	493
October	539	551
November	535	
December	564	
January	520	
February	528	
March	638	
April	599	
May	586	
June	536	
<b>TOTAL</b>	<b>6,689</b>	<b>2,111</b>

**Solid Waste Disposal Costs**

Month	FY22 Disposal Costs	FY23 Disposal Costs
July	\$331,480	\$333,412
August	\$315,265	\$301,935
September	\$287,624	\$306,571
October	\$269,066	\$296,266
November	\$267,059	
December	\$281,448	
January	\$267,691	
February	\$241,622	
March	\$299,926	
April	\$292,252	
May	\$286,389	
June	\$314,019	
<b>TOTAL</b>	<b>\$3,453,841</b>	<b>\$1,238,184</b>

**Solid Waste Disposal Cost**



**Total County Residential Tonnage Disposal**

Month	FY22 Residential Tonnage	FY23 Residential Tonnage
July	8,158	7,581
August	7,669	7,113
September	7,094	6,468
October	6,653	6,795
November	6,741	
December	6,939	
January	6,674	
February	6,026	
March	7,539	
April	7,238	
May	7,072	
June	7,469	
<b>TOTAL</b>	<b>85,272</b>	<b>27,957</b>

**Solid Waste Hauling and Disposal Budgets Status**

	FY22 Through October	FY23 Through October	FY22 % Expended	FY23 % Expended
<b>Hauling Costs</b>	\$459,772	\$621,704	25%	34%
<b>Disposal Costs</b>	\$1,203,435	\$1,238,184	33%	34%

Solid Waste and Recycling Division Monthly Update  
 October 22 Fiscal Year 2023  
 Distributed to the Solid Waste and Recycling Board of Beaufort County

Monthly Convenience Center Total Traffic Information

	October FY 22	October FY 23
<b>Hilton Head</b>	26,949	28,358
<b>Bluffton</b>	29,068	31,827
<b>Lobeco</b>	2,998	2,632
<b>Sheldon</b>	1,784	1,275
<b>Big Estate</b>	1,332	1,192
<b>Shanklin</b>	13,007	11,778
<b>Gate</b>	0	0
<b>St. Helena</b>	23,672	22,643
<b>Coffin Point</b>	2,794	3,172
<b>Cuffy</b>	1,599	1,450
<b>Pritchardville</b>	0	0
<b>Total Traffic for ALL Convenience Centers</b>	<b>103,203</b>	<b>104,327</b>

**Average Monthly Traffic YTD by Fiscal Year**

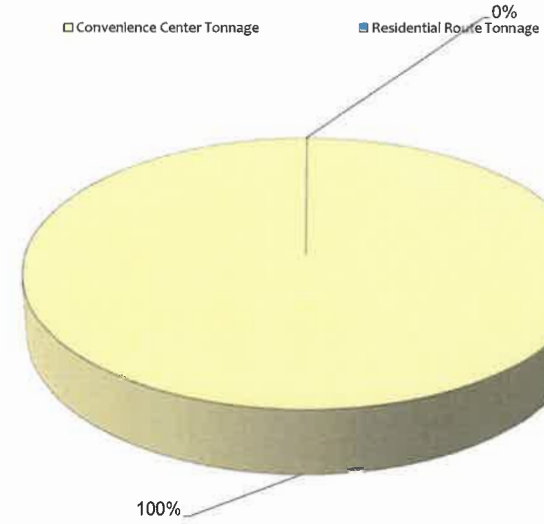


Solid Waste and Recycling Division Monthly Update  
October 22 Fiscal Year 2023  
Distributed to the Solid Waste and Recycling Board of Beaufort County

Recycling Activity by Solid Waste District

Solid Waste District	Convenience Center Tonnage	Residential Route Tonnage	Overall County Tonnage by District	Commercial Tonnage
District 1 City of Beaufort		0.00	0.00	0.00
District 2 Town of Port Royal		0.00	0.00	0.00
District 3 Town of Hilton Head	100.36	0.00	100.36	0.00
District 4 Town of Bluffton	97.02	0.00	97.02	0.00
District 5 Sheldon Township	0.00	0.00	0.00	0.00
District 6 Unincorporated Port Royal Island	12.29	0.00	12.29	0.00
Solid Waste District 7 Unincorporated Lady's Island	0.00		0.00	0.00
Solid Waste District 8 St. Helena & Islands East	38.15	0.00	38.15	0.00
Solid Waste District 9 Unincorporated Bluffton Township	0.00	0.00	0.00	0.00
Daufuskie	0.00	0.00	0.00	0.00
<b>OVERALL COUNTY TONNAGE</b>	<b>247.82</b>	<b>0.00</b>	<b>247.82</b>	<b>0.00</b>
<b>COUNTY TONNAGE PLUS NEWSPAPER</b>	<b>40.50</b>			

Monthly Comparison of Residential Recycling Sources



YTD Residential Recycling Tonnage

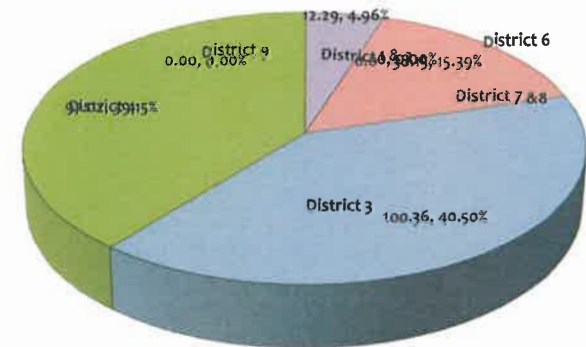
	Convenience Center Tonnage	Residential Route Tonnage	YTD Residential Tonnage
YTD Residential Tonnage	474.57	0.00	528.95
	54.38		

Fiscal Year Overall County Recycling Tonnage & Services Comparison

Month	FY 22 Recycling Tonnage	FY 23 Recycling Tonnage	FY 22 Recycling Services Cost	FY 23 Recycling Services Cost
July	317.29	273.88	\$76,651	\$68,242
August	287.07	255.07	\$73,295	\$66,958
September	275.51	290.25	\$67,200	\$67,976
October	265.42	288.32	\$69,799	\$60,863
November	267.70	0.00	\$61,555	\$0
December	322.73	0.00	\$66,752	\$0
January	292.67	0.00	\$64,522	\$0
February	270.35	0.00	\$60,640	\$0
March	266.52	0.00	\$67,394	\$0
April	320.15	0.00	\$68,548	\$0
May	299.01	0.00	\$61,167	\$0
June	269.18	0.00	\$63,564	\$0
<b>TOTAL</b>	<b>3,453.60</b>	<b>1,107.52</b>	<b>\$801,087</b>	<b>\$264,039</b>

Residential Tonnage + Newspaper Tonnage    NO Commercial Tonnage

Overall County Tonnage Comparison by District



Solid Waste Recycling Budget Status

	FY22 Through October	FY23 Through October	FY21 % Expended YTD	FY22 % Expended YTD
Recycling Services	\$286,945	\$264,039	31%	28%

Solid Waste and Recycling Division Monthly Update  
 October 22 Fiscal Year 2023  
 Distributed to the Solid Waste and Recycling Board of Beaufort County

Fiscal Year 23 Recycling Revenue						Fiscal Year 23 MRF Credit		
Month/Year	Charleston Steel	GEL	Hardeeville Metal	Universal Envir. (used oil)	Sonoco	Month/Year	Waste Management (MRF) *monthly processing cost/share revenue	Rebate/Balance
Jul-22		-\$1,008.00		\$940.00	\$7,738.83	Jul-22	\$17,400.29/\$11,302.24	-\$6,098.05
Aug-22		-\$1,092.00	\$13.32	\$1,033.50	\$0.00	Aug-22	\$14,723.90/\$6,812.76	-\$7,911.14
Sep-22		-\$1,596.00		\$1,089.00	\$4,295.32	Sep-22	\$14,515.84/\$4,107.08	-\$10,408.76
Oct-22	\$54,937.60	-\$1,344.00	\$98.80	\$1,261.50	\$6,317.13	Oct-22	\$15,182.40/\$2,261.56	-\$12,920.84
Nov-22						Nov-22		
Dec-22						Dec-22		
Jan-23						Jan-23		
Feb-23						Feb-23		
Mar-23						Mar-23		
Apr-23						Apr-23		
May-23						May-23		
Jun-23						Jun-23		
<b>Sub Totals</b>	\$54,937.60	-\$5,040.00	\$112.12	\$4,324.00	\$18,351.28	<b>Total</b>	\$61,822.43/\$24,483.64	-\$37,338.79
<b>GRAND TOTAL TO DATE</b>					\$72,685.00			