



County Council of Beaufort County Solid Waste and Recycling Board Meeting

Chairman

RANDY BOEHME

Vice Chairman

KIM CORLEY

Council Liaison

YORK GLOVER

County Administrator

ERIC GREENWAY

Clerk to Council

SARAH W. BROCK

Staff Support

CINDY CARTER

Administration Building

Beaufort County Government
Robert Smalls Complex
100 Ribaut Road

Contact

Post Office Drawer 1228
Beaufort, South Carolina 29901-1228
(843) 255-2180
www.beaufortcountysc.gov

Solid Waste and Recycling Board Agenda

Thursday, September 23, 2021 at 2:00 PM

Executive Conference Room, Administration Building Beaufort County
Government Robert Smalls Complex 100 Ribaut Road, Beaufort SC

1. *[Public notification of this meeting has been published, posted, and distributed in compliance with the South Carolina Freedom of Information Act]*
2. CALL TO ORDER
3. APPROVAL OF AGENDA
4. APPROVAL OF MINUTES – [JULY 22, 2021](#)
5. INTRODUCTIONS
6. PUBLIC COMMENT
7. UPDATES REGARDING MEETINGS WITH COUNTY COUNCIL (ALL)

REPORTS

8. SWR MONTHLY REPORT [JULY 21 FY22](#) and [AUGUST 21 FY22](#)
9. RECYCLING COORDINATOR REPORT
10. VOLUNTEER COORDINATOR REPORT
11. LITTER AND ENFORCEMENT INITIATIVE REPORT

DISCUSSION ITEMS

12. CONVENIENCE CENTER DECAL PROGRAM UPDATE
13. WESTON AND SAMPSON REPORT
14. MSW DEFINITIONS
15. PUBLIC COMMENT
16. BOARD REQUESTS
17. ADJOURNMENT - Next meeting December 2, 2021, 2:00 PM, Executive Conference Room, Administration Building, Beaufort County Government Robert Smalls Complex, 100 Ribaut Road, Beaufort, SC



Beaufort County Solid Waste and Recycling Board Meeting **Thursday, July 22, 2021 2:00 pm** **Executive Conference Room**

Attendees:

Randy Boehme, Chairman District 9 Representative
Kim Corley, District 8 Representative
Sally Dennis, District 7 Representative
Bill Graner, District 6 Representative
Lawrence Bryan, District 5 Representative
Derrick Coaxum, District 4 Representative (Ex-Officio)
Mike Bennett, District 3 Representative (Ex-Officio)
Cindy Carter, Solid Waste and Recycling
Caroline Jordan Dolbey, Solid Waste and Recycling
Artrell Horne, Solid Waste and Recycling
Victoria Hoffman, Solid Waste and Recycling

Absentees:

Jennifer Sharp, District 2 Representative (Ex-Officio)
Bryan Durrance, District 1 (Ex-Officio)
Chris Vaigneur, MCAS Liaison
Brad Woods, MCRD Liaison
Reahnita Tuten, SC DHEC Liaison

Guests Attending:

n/a

1. **Call to Order:** Chairman Boehme called the meeting to order at 2:00 PM
2. **Approval of Agenda:** Chairman Boehme motioned to approve the agenda. Vice Chairman Corley seconded.
3. **Approval of Minutes – May 27, 2021:** Chairman Boehme motioned to approve the minutes. Mr. Bryan seconded.
4. **Introductions:** All present introduced themselves. Chairman Boehme welcomed the new Recycling Coordinator, Victoria Hoffman.
5. **Public Comment:** None received.
6. **Updates Regarding Meetings with County Council (All):** Mr. Graner reported that he had conversation with Councilwoman Howard per concerns with subdivisions outside of the municipality with Centers closing. Also, concerns with yard waste collection in plastic bags. Mr. Bryan voiced concern of an increase in litter due to Center closures, especially in the Bay Pines area. Artrell Horne updated that litter was actually better and that he was working with a trash hauler on Bay Pines per covered loads, etc. Horne also volunteered to spend additional time at Shanklin Center with tarps. Chairman Boehme echoed Mr. Horne per less litter even though there is more traffic. Mr. Horne advised of BC Connect app for reporting all program issue complaints.
7. **SWR Monthly Report:** Ms. Carter reminded all that May reports are part of the Board packet. June 2021 was the end of FY21. Hauling during the first 6 months showed an increase of 5.5% over the previous year, but after a soft decal opening/implementation, the hauling dropped 30%. Savings of \$243,841 and 1,554 less pulls. Disposal continues to be paid from Centers and curbside – the first 6 months increased 16.5% (\$265,499 increase) but since January a 6% decrease (\$106,867). We will work on disposal issues once the Centers are live with decal entrance only. Recycling revenues have improved, mainly due to metal (note contract with Charleston Steel). Traffic through the Centers is down 319,572 vehicles for the year.
8. **Recycling Coordinator Report:** Ms. Hoffman and our Volunteer Coordinator have worked with a summer program for education and artwork. Hoffman described a recent partnership with the Oldfield community for composting opportunities (101 training) and that we have applied for a mini grant with the SC Department of Energy for an all-electric UTV for our Litter Team. Mr. Graner inquired about duplicating this for Sun City and Mr. Coaxum suggested SERG might be interested. Chairman Boehme is pushing an educational effort and Ms. Hoffman explained that the former Environmental Liaison Group with the school system will be revisited. Mr. Graner stated terminology should be standardized as

we move forward with education and with our Ordinance. Ms. Carter updated the Board on the new FY22 SC DHEC Grants (\$34,469) that includes updates on the glass crusher and a pilot OCC program. September 11th is next electronics recycling event in Bluffton and Beaufort. Mr. Bennett voiced concerns over the collection of OCC if a private hauler was available.

- 9. Volunteer Coordinator Report:** Ms. Dolbey stated to-date 3,583 bags of litter were removed by 2,000 recorded volunteers. The annual Adopt-A-Highway meeting is October 5th at noon (Rotary Building-Oscar Frazier Park). Administrator Greenway and Council Chairman Passiment will speak. Nine award applications were submitted to the Keep South Carolina Beautiful; conference is September 6-9 and she will be in attendance with Mr. Horne. Mr. Bennet requested a mowing schedule.
- 10. Litter and Enforcement Report:** Mr. Horne reported 67,000 pounds of litter have been removed by the crew. We are anticipating receipt of a dump trailer per a Palmetto Pride grant and the County has added 2 kayaks to the litter fleet for tight marsh area. Kayaks will be wrapped.
- 11. Convenience Center Decal Program Update:** Ms. Carter reported 48,725 decals have been issued. August, September and October will see temporary decal registration for the last applicants. Live November 1. Mr. Graner questioned a contractor with a residential decal = limited to 2 bags of household trash only per Ordinance.
- 12. Contract Award [RFP 041621] Recyclables Services:** Ms. Carter reported recommendation approved by Council 6/30/2021. Mr. Graner and Ms. Corley were thanked for being on the review committee. Currently negotiating a 2 year contract with options. Mr. Graner suggested future RPF for this service be better drafted for location of recyclable processing. 7 bids. Calculations and ability for choice.
- 13. FY22 Enterprise Fund Update:** Ms. Carter advised the Board that seven bids were received. They are under review and a staff recommendation will go to Public Facilities Committee on June 21, 2021.
- 14. Weston and Sampson – Sustainability Campus Options:** Weston and Sampson has submitted a Draft report. It is under internal review. Ms. Carter estimates 15 potential sites. Chairman Boehme stated he has heard rumor of a military parcel that is being offered for lease to the county.
- 15. FY22 Hauler Permits & Decals:** Ms. Carter reminded the Board that residential haulers must obtain their annual permits on or before August 1 to have the County pay disposal tipping fees at the landfill. Mr. Graner asked about the Solid Waste Management Plan revision. It is currently on pause to incorporate the Weston and Sampson report as well as the Draft 2040 Comprehensive Plan. Mr. Graner stated he was surprised that the Weston and Sampson Feasibility Study included conclusions.
- 16. Implementation of Educational Requirements for Recyclables:** Chairman Boehme continued to stress educational opportunities. He offered Board participation to work on education. Ms. Carter reminded all of the Keep Beaufort County Beautiful Board and their Education sub-committee work that might fit into this initiative. Ms. Graner wanted a program developed for the schools. Ms. Carter updated on the SCDHEC Action for a Cleaner Tomorrow and will send a link for reference. Ms. Hoffman will update pending start of the new school year.
- 17. Public Comment:** None received.
- 18. Board Requests:** Mr. Bennett requested to have Waste Management come to the next meeting to describe how they handle recyclables and a MRF vs a transfer facility. Chairman Boehme requested all to utilize e-mail for Board communication.
- 19. Adjournment:** The meeting ended at 3:10 PM. The next regular Board meeting is scheduled for September 23, 2021, in the Executive Conference Room, Administration Building, 2:00 PM.

Solid Waste and Recycling Division Monthly Update
July 21 Fiscal Year 2022
Distributed to the Solid Waste and Recycling Board of Beaufort County

Solid Waste Overall County Convenience Center Tonnage

	July FY21	July FY22
CLASS 3 WASTE (MSW)	2,240.86	1,519.10
CLASS 2 (C & D)	1,002.00	701.31
CLASS 1 (Yard Waste)	535.32	455.03
TOTAL Convenience Center Tonnage	3,778.18	2,675.44
% of All Residential Disposal from CC	42.68%	32.80%

Solid Waste Overall County Residential Route Tonnage

	July FY21	July FY22
CLASS 3 WASTE (MSW)	4,892.00	5,271.62
CLASS 2 (C & D)	0.00	4.92
CLASS 1 (Yard Waste)	182.13	205.86
TOTAL Residential Route Tonnage	5,074.13	5,482.40
% of All Residential Disposal from Residential Route	57.32%	67.20%

Overall Solid Waste Activity by Solid Waste District

Solid Waste District	CLASS 3 WASTE (MSW)	CLASS 2 WASTE (C & D)	CLASS 1 WASTE (Yard)	Total District Tonnage
District 1 City of Beaufort	319.31	0.00	173.46	492.77
District 2 Town of Port Royal	233.77	0.00	30.18	263.95
District 3 Town of Hilton Head	2,417.18	201.23	133.00	2,751.41
District 4 Town of Bluffton	494.85	198.96	140.03	833.84
District 5 Sheldon Township	115.63	13.16	0.00	128.79
District 6 Unincorporated Port Royal Island	555.54	140.41	35.00	730.95
District 7 Unincorporated Lady's Island	349.95	0.00	0.00	349.95
District 8 St. Helena & Islands East	565.25	152.47	147.02	864.74
District 9 Unincorporated Bluffton Township	1,700.86	0.00	2.20	1,703.06
Daufuskie	38.38	0.00	0.00	38.38
MONTHLY OVERALL COUNTY TONNAGE	6,790.72	706.23	660.89	8,157.84
YTD OVERALL COUNTY TONNAGE	6,790.72	706.23	660.89	8,157.84

Solid Waste and Recycling Division Monthly Update
July 21 Fiscal Year 2022
Distributed to the Solid Waste and Recycling Board of Beaufort County

Solid Waste Hauling Costs

Month	FY21 Hauling	FY22 Hauling
July	\$161,290	\$117,661
August	\$156,477	
September	\$155,129	
October	\$156,093	
November	\$138,572	
December	\$146,273	
January	\$118,453	
February	\$94,492	
March	\$119,411	
April	\$116,996	
May	\$117,833	
June	\$113,212	
TOTAL	\$1,594,230	\$117,661

Solid Waste Hauling Costs



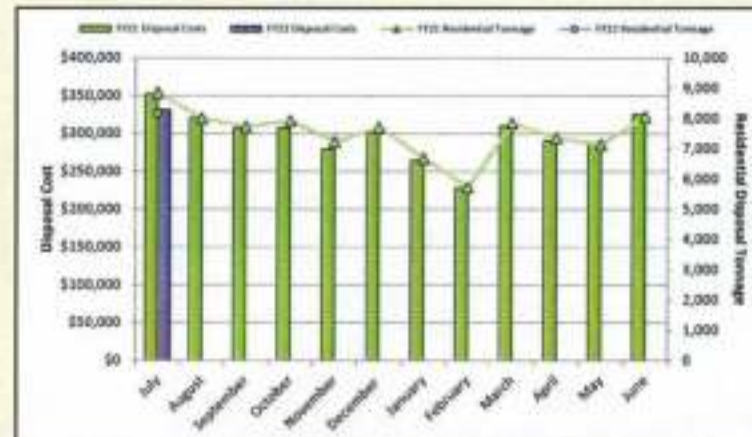
Number of Pulls

Month	FY21 Pulls	FY22 Pulls
July	805	560
August	779	
September	770	
October	775	
November	684	
December	735	
January	584	
February	461	
March	664	
April	577	
May	580	
June	561	
TOTAL	7,965	560

Solid Waste Disposal Costs

Month	FY21 Disposal Costs	FY22 Disposal Costs
July	\$352,309	\$331,480
August	\$320,672	
September	\$307,386	
October	\$307,563	
November	\$279,719	
December	\$300,758	
January	\$264,918	
February	\$228,179	
March	\$310,039	
April	\$291,095	
May	\$288,383	
June	\$325,346	
TOTAL	\$3,576,367	\$331,480

Solid Waste Disposal Cost



Total County Residential Tonnage Disposal

Month	FY21 Residential Tonnage	FY22 Residential Tonnage
July	8,852	8,158
August	8,000	
September	7,734	
October	7,923	
November	7,230	
December	7,715	
January	6,686	
February	5,724	
March	7,851	
April	7,359	
May	7,146	
June	8,058	
TOTAL	90,278	8,158

Solid Waste Hauling and Disposal Budgets Status

	FY21 Through July	FY22 Through July	FY21 % Expended	FY22 % Expended
Hauling Costs	\$161,290	\$117,661	8%	6%
Disposal Costs	\$352,309	\$331,480	11%	9%

Solid Waste and Recycling Division Monthly Update
 July 21 Fiscal Year 2022
 Distributed to the Solid Waste and Recycling Board of Beaufort County

Monthly Convenience Center Total Traffic Information

	July FY 21	July FY 22
Hilton Head	35,304	29,083
Bluffton	35,033	33,269
Lobeco	7,399	3,558
Sheldon	2,167	1,645
Big Estate	1,496	1,448
Shanklin	14,787	17,103
Gate	14,689	0
St. Helena	33,279	21,257
Coffin Point	2,705	2,365
Cuffy	2,190	1,519
Pritchardville	12,937	0
Total Traffic for ALL Convenience Centers	161,986	111,247

Average Monthly Traffic YTD by Fiscal Year

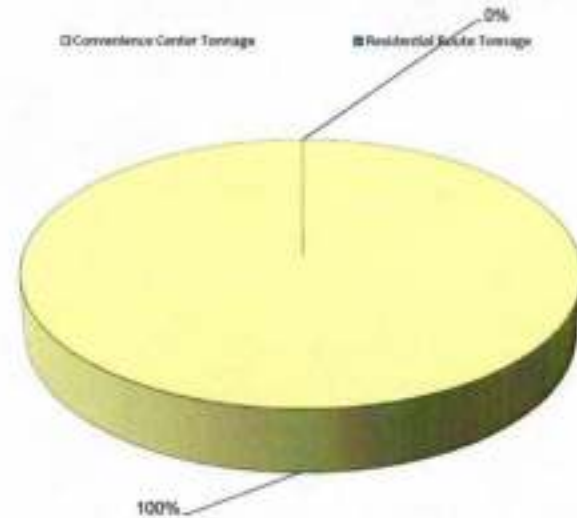


Solid Waste and Recycling Division Monthly Update
July 21 Fiscal Year 2022
Distributed to the Solid Waste and Recycling Board of Beaufort County

Recycling Activity by Solid Waste District

Solid Waste District	Convenience Center Tonnage	Residential Route Tonnage	Overall County Tonnage by District	Commercial Tonnage
District 1 City of Beaufort		0.00	0.00	0.00
District 2 Town of Port Royal		0.00	0.00	0.00
District 3 Town of Hilton Head	110.28	0.00	110.28	0.00
District 4 Town of Bluffton	119.53	0.00	119.53	0.00
District 5 Sheldon Township	0.00	0.00	0.00	0.00
District 6 Unincorporated Port Royal Island	11.82	0.00	11.82	0.00
Solid Waste District 7 Unincorporated Lady's Island	0.00		0.00	0.00
Solid Waste District 8 St. Helena & Islands East	46.03	0.00	46.03	0.00
Solid Waste District 9 Unincorporated Bluffton Township	0.00	0.00	0.00	0.00
Daufuskie	0.00	0.00	0.00	0.00
OVERALL COUNTY TONNAGE	287.66	0.00	287.66	0.00
COUNTY TONNAGE PLUS NEWSPAPER	29.63			

Monthly Comparison of Residential Recycling Sources



YTD Residential Recycling Tonnage

	Convenience Center Tonnage	Residential Route Tonnage	YTD Residential Tonnage
YTD Residential Tonnage	287.66	0.00	317.29
	29.63		

Fiscal Year Overall County Recycling Tonnage & Services Comparison

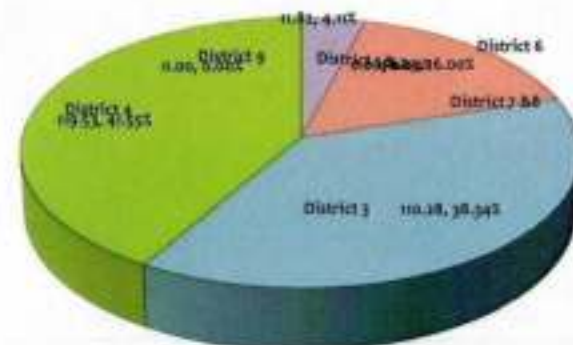
Month	FY 21 Recycling Tonnage	FY 22 Recycling Tonnage	FY 21 Recycling Services Cost	FY 22 Recycling Services Cost
July	417.29	317.29	\$91,474	\$76,651
August	376.38		\$99,359	
September	297.47		\$93,385	
October	313.89		\$95,939	
November	325.30		\$98,554	
December	400.21		\$100,046	
January	345.98		\$84,862	
February	312.37		\$68,759	
March	373.55		\$86,181	
April	429.02		\$81,563	
May	391.29		\$83,286	
June	436.60		\$77,381	
TOTAL	4,419.85	317.29	\$1,060,789	\$76,651

Residential Tonnage + Newspaper Tonnage NO Commercial Tonnage

Solid Waste Recycling Budget Status

	FY21 Through July	FY22 Through July	FY21 % Expended YTD	FY22 % Expended YTD
Recycling Services	\$91,474	\$76,651	10%	8%

Overall County Tonnage Comparison by District



Solid Waste and Recycling Division Monthly Update

July 21 Fiscal Year 2022

Distributed to the Solid Waste and Recycling Board of Beaufort County

Fiscal Year 22 Recycling Revenue						Fiscal Year 22 MRF Credit		
Month/Year	Charleston Steel	GEL	Hardeeville Metal	Low Country Batteries	Sonoco	Month/Year	Waste Management (MRF) *monthly processing cost/share revenue	Rebate/Balance
Jul-21		-5700.00			\$4,128.79	Jul-21	\$19,981.57/\$8,051.56	-11,840.01
Aug-21						Aug-21		
Sep-21						Sep-21		
Oct-21						Oct-21		
Nov-21						Nov-21		
Dec-21						Dec-21		
Jan-22						Jan-22		
Feb-22						Feb-22		
Mar-22						Mar-22		
Apr-22						Apr-22		
May-22						May-22		
Jun-22						Jun-22		
Sub Totals	\$0.00	-5700.00	\$0.00	\$0.00	\$4,128.79	Total		-11,840.01
GRAND TOTAL TO DATE					\$3,428.79			

Solid Waste and Recycling Division Monthly Update
August 21 Fiscal Year 2022
Distributed to the Solid Waste and Recycling Board of Beaufort County

Solid Waste Overall County Convenience Center Tonnage

	August FY21	August FY22
CLASS 3 WASTE (MSW)	2,123.09	1,396.49
CLASS 2 (C & D)	1,011.58	817.85
CLASS 1 (Yard Waste)	486.50	314.36
TOTAL Convenience Center Tonnage	3,621.17	2,528.70
% of All Residential Disposal from CC	45.26%	32.97%

Solid Waste Overall County Residential Route Tonnage

	August FY21	August FY22
CLASS 3 WASTE (MSW)	4,182.59	4,823.38
CLASS 2 (C & D)	8.32	5.30
CLASS 1 (Yard Waste)	188.10	311.90
TOTAL Residential Route Tonnage	4,379.01	5,140.58
% of All Residential Disposal from Residential Route	54.74%	67.03%

Overall Solid Waste Activity by Solid Waste District


Solid Waste District	CLASS 3 WASTE (MSW)	CLASS 2 WASTE (C & D)	CLASS 1 WASTE (Yard)	Total District Tonnage
District 1 City of Beaufort	308.68	3.68	62.70	375.06
District 2 Town of Port Royal	219.66	0.00	249.20	468.86
District 3 Town of Hilton Head	2,160.80	191.67	101.50	2,453.97
District 4 Town of Bluffton	513.79	275.22	97.36	886.37
District 5 Sheldon Township	98.72	19.28	3.50	121.50
District 6 Unincorporated Port Royal Island	561.23	120.59	17.50	699.32
District 7 Unincorporated Lady's Island	305.02	0.00	0.00	305.02
District 8 St. Helena & Islands East	506.31	163.49	94.50	764.30
District 9 Unincorporated Bluffton Township	1,518.51	1.25	0.00	1,519.76
Daufuskie	27.15	47.97	0.00	75.12
MONTHLY OVERALL COUNTY TONNAGE	6,219.87	823.15	626.26	7,669.28
YTD OVERALL COUNTY TONNAGE	13,010.59	1,529.38	1,287.15	15,827.12

Solid Waste and Recycling Division Monthly Update
August 21 Fiscal Year 2022
Distributed to the Solid Waste and Recycling Board of Beaufort County

Solid Waste Hauling Costs

Month	FY21 Hauling	FY22 Hauling
July	\$161,290	\$117,661
August	\$156,477	\$116,724
September	\$155,129	
October	\$156,092	
November	\$138,572	
December	\$146,273	
January	\$118,453	
February	\$94,492	
March	\$119,411	
April	\$116,996	
May	\$117,833	
June	\$113,212	
TOTAL	\$1,594,230	\$234,385

Solid Waste Hauling Costs



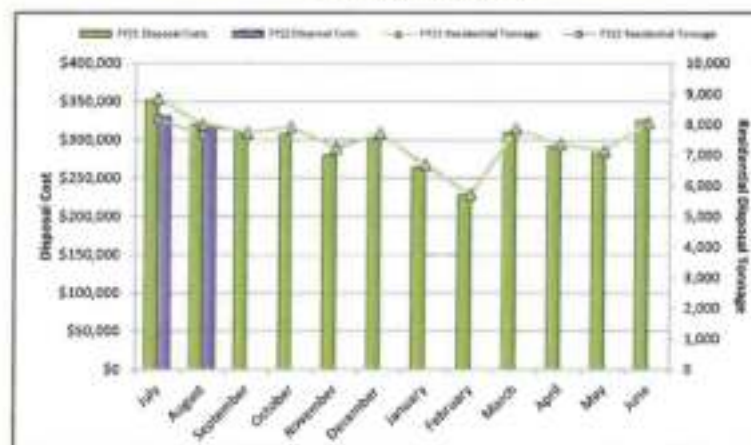
Number of Pulls

Month	FY21 Pulls	FY22 Pulls
July	805	560
August	779	555
September	770	
October	775	
November	684	
December	725	
January	584	
February	461	
March	664	
April	577	
May	580	
June	561	
TOTAL	7,965	1,115

Solid Waste Disposal Costs

Month	FY21 Disposal Costs	FY22 Disposal Costs
July	\$352,309	\$331,480
August	\$320,672	\$315,265
September	\$307,386	
October	\$307,563	
November	\$279,719	
December	\$300,758	
January	\$264,918	
February	\$228,179	
March	\$310,039	
April	\$291,095	
May	\$288,383	
June	\$325,346	
TOTAL	\$3,576,367	\$646,745

Solid Waste Disposal Cost



Total County Residential Tonnage Disposal

Month	FY21 Residential Tonnage	FY22 Residential Tonnage
July	8,852	8,158
August	8,000	7,669
September	7,734	
October	7,923	
November	7,230	
December	7,715	
January	6,686	
February	5,724	
March	7,851	
April	7,359	
May	7,146	
June	8,058	
TOTAL	90,278	15,827

Solid Waste Hauling and Disposal Budgets Status

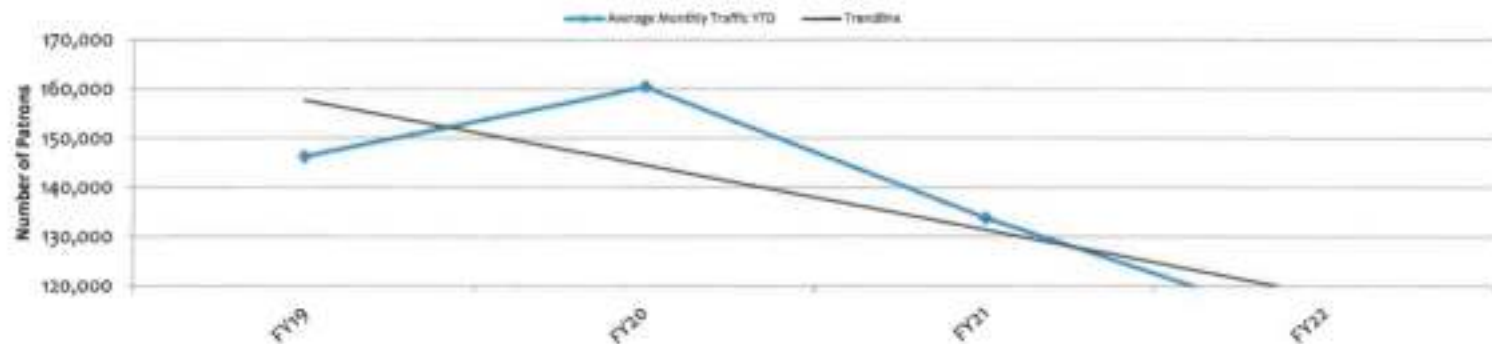
	FY21 Through August	FY22 Through August	FY21 % Expended	FY22 % Expended
Hauling Costs	\$317,767	\$234,385	17%	13%
Disposal Costs	\$672,981	\$646,745	21%	18%

Solid Waste and Recycling Division Monthly Update
August 21 Fiscal Year 2022
Distributed to the Solid Waste and Recycling Board of Beaufort County

Monthly Convenience Center Total Traffic Information

	August FY 21	August FY 22
Hilton Head	36,814	27,211
Bluffton	43,082	31,849
Lobeco	6,123	3,066
Sheldon	2,415	1,866
Big Estate	1,609	1,315
Shanklin	15,545	27,890
Gate	15,520	0
St. Helena	32,481	27,035
Coffin Point	2,823	2,484
Cuffy	2,293	1,644
Pritchardville	14,317	0
Total Traffic for ALL Convenience Centers	173,022	124,360

Average Monthly Traffic YTD by Fiscal Year

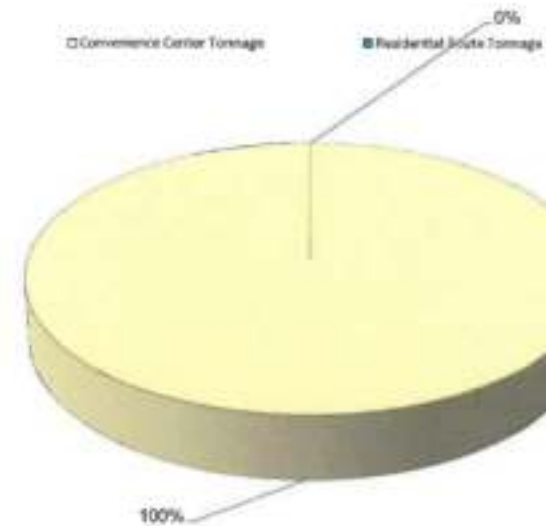


Solid Waste and Recycling Division Monthly Update
August 21 Fiscal Year 2022
Distributed to the Solid Waste and Recycling Board of Beaufort County

Recycling Activity by Solid Waste District

Solid Waste District	Convenience Center Tonnage	Residential Route Tonnage	Overall County Tonnage by District	Commercial Tonnage
District 1 City of Beaufort		0.00	0.00	0.00
District 2 Town of Port Royal		0.00	0.00	0.00
District 3 Town of Hilton Head	99.56	0.00	99.56	0.00
District 4 Town of Bluffton	97.12	0.00	97.12	0.00
District 5 Sheldon Township	0.00	0.00	0.00	0.00
District 6 Unincorporated Port Royal Island	11.39	0.00	11.39	0.00
Solid Waste District 7 Unincorporated Lady's Island	0.00		0.00	0.00
Solid Waste District 8 St. Helena & Islands East	38.50	0.00	38.50	0.00
Solid Waste District 9 Unincorporated Bluffton Township	0.00	0.00	0.00	0.00
Daufuskie	0.00	0.00	0.00	0.00
OVERALL COUNTY TONNAGE	246.57	0.00	246.57	0.00
COUNTY TONNAGE PLUS NEWSPAPERS	40.50			

Monthly Comparison of Residential Recycling Sources



YTD Residential Recycling Tonnage

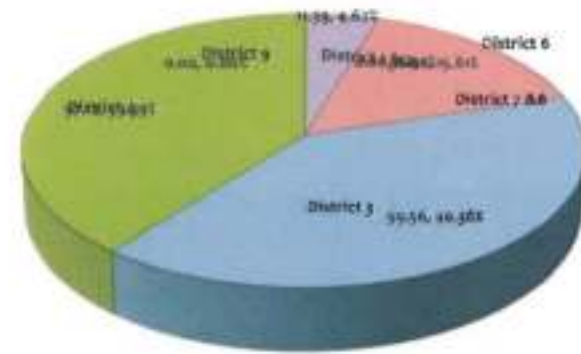
	Convenience Center Tonnage	Residential Route Tonnage	YTD Residential Tonnage
YTD Residential Tonnage	534.23	0.00	604.36
	70.13		

Fiscal Year Overall County Recycling Tonnage & Services Comparison

Month	FY 21 Recycling Tonnage	FY 22 Recycling Tonnage	FY 21 Recycling Services Cost	FY 22 Recycling Services Cost
July	417.79	317.29	\$91,474	\$76,651
August	376.38	287.07	\$99,359	\$73,295
September	297.47		\$93,385	
October	313.89		\$95,939	
November	325.30		\$98,554	
December	400.21		\$100,046	
January	345.98		\$84,862	
February	312.37		\$68,759	
March	373.55		\$86,181	
April	429.02		\$81,563	
May	391.29		\$83,286	
June	436.60		\$77,381	
TOTAL	4,419.85	604.36	\$1,060,780	\$149,946

Residential Tonnage + Newspaper Tonnage NO Commercial Tonnage

Overall County Tonnage Comparison by District



Solid Waste Recycling Budget Status

	FY21 Through August	FY22 Through August	FY21 % Expended YTD	FY22 % Expended YTD
Recycling Services	\$190,833	\$149,946	22%	16%

Solid Waste and Recycling Division Monthly Update
August 21 Fiscal Year 2022
Distributed to the Solid Waste and Recycling Board of Beaufort County

Fiscal Year 22 Recycling Revenue						Fiscal Year 22 MRF Credit		
Month/Year	Charleston Steel	GEL	Hardeeville Metal	Low Country Batteries	Sonoco	Month/Year	Waste Management (MRF) *monthly processing cost/share revenue	Rebate/Balance
Jul-21		-\$700.00			\$4,128.79	Jul-21	\$19,981.57/\$8,051.56	-\$11,840.01
Aug-21		-\$1,035.00	\$234.00		\$1,641.59	Aug-21	\$17,117.09/\$7,235.55	-\$9,881.54
Sep-21						Sep-21		
Oct-21						Oct-21		
Nov-21						Nov-21		
Dec-21						Dec-21		
Jan-22						Jan-22		
Feb-22						Feb-22		
Mar-22						Mar-22		
Apr-22						Apr-22		
May-22						May-22		
Jun-22						Jun-22		
Sub Totals	\$0.00	-\$1,735.00	\$234.00	\$0.00	\$5,770.38	Total	\$37,008.66/\$15,287.11	-\$21,721.55
GRAND TOTAL TO DATE								