



**County Council of
Beaufort County
Solid Waste and
Recycling Board
Meeting**

Chairman

RANDY BOEHME

Vice Chairman

KIM CORLEY

Council Liaison

YORK GLOVER

County Administrator

ERIC GREENWAY

Clerk to Council

SARAH W. BROCK

Staff Support

CINDY CARTER

Administration Building

Beaufort County Government
Robert Smalls Complex
100 Ribaut Road

Contact

Post Office Drawer 1228
Beaufort, South Carolina 29901-1228
(843) 255-2180
www.beaufortcountysc.gov

Solid Waste and Recycling Board Agenda

Thursday, July 22, 2021 at 2:00 PM

Executive Conference Room, Administration Building Beaufort County
Government Robert Smalls Complex 100 Ribaut Road, Beaufort SC

1. *[Public notification of this meeting has been published, posted, and distributed in compliance with the South Carolina Freedom of Information Act]*
2. CALL TO ORDER
3. APPROVAL OF AGENDA
4. APPROVAL OF MINUTES – May 27, 2021
5. INTRODUCTIONS
6. PUBLIC COMMENT
7. UPDATES REGARDING MEETINGS WITH COUNTY COUNCIL (ALL)

REPORTS

8. SWR MONTHLY REPORT [May 21 FY21](#) and [JUNE 21 FY21](#)
9. RECYCLING COORDINATOR REPORT
10. VOLUNTEER COORDINATOR REPORT
11. LITTER AND ENFORCEMENT INITIATIVE REPORT

DISCUSSION ITEMS

12. CONVENIENCE CENTER DECAL PROGRAM UPDATE
13. CONTRACT AWARD [RFP 041621] RECYCLABLES SERVICES
14. FY22 ENTERPRISE FUND UPDATE
15. WESTON AND SAMPSON – SUSTAINABILITY CAMPUS OPTIONS
16. FY22 HAULER PERMITS & DECALS
17. IMPLEMENTATION OF EDUCATIONAL REQUIREMENTS FOR RECYCLABLES
18. PUBLIC COMMENT
19. BOARD REQUESTS
20. ADJOURNMENT - Next meeting September 23, 2020, 2:00 PM, Executive Conference Room, Administration Building, Beaufort County Government Robert Smalls Complex, 100 Ribaut Road, Beaufort, SC



Beaufort County Solid Waste and Recycling Board Meeting Thursday, May 27, 2021 2:00 pm Council Chambers

Attendees:

Kim Corley, District 8 Representative
Sally Dennis, District 7 Representative
Bill Graner, District 6 Representative
Lawrence Bryan, District 5 Representative
Derrick Coaxum, District 4 Representative (Ex-Officio)
Mike Bennett, District 3 Representative (Ex-Officio)
Chris Vaigneur, MCAS Liaison
Cindy Carter, Solid Waste and Recycling
Angel Marcinkoski, Solid Waste and Recycling
Caroline Jordan Dolbey, Solid Waste and Recycling
Artrell Horne, Solid Waste and Recycling
Victoria Hoffman, Solid Waste and Recycling

Absentees:

Randy Boehme, Chairman District 9 Representative
Jennifer Sharp, District 2 Representative (Ex-Officio)
Bryan Durrance, District 1 (Ex-Officio)
Brad Woods, MCRD Liaison
Reahnita Tuten, SC DHEC Liaison

Guests Attending:

Matt Riccobene, BCSO - ECU

- 1. Call to Order:** Vice Chairman Corley called the meeting to order at 2:01 PM
- 2. Approval of Agenda:** Vice Chairman Corley requested a motion to approve the agenda. Mr. Graner motioned; seconded by Ms. Dennis.
- 3. Approval of Minutes – March 25, 2020:** Vice Chairman Corley requested a motion to approve the minutes. Ms. Dennis motioned; seconded by Mr. Graner.
- 4. Introductions:** All present introduced themselves.
- 5. Public Comment:** None received.
- 6. Updates Regarding Meetings with County Council (All):** None reported.
- 7. SWR Monthly Report Overview:** Ms. Carter referenced the March and April reports in the Board packets. We are currently at 75,075 total tons of waste generated. This number is slightly higher than 2020 but should plateau or decline compared to FY20 by the end of the year. Curbside accounts for 77% of residential household waste. Traffic numbers continue to drop. We are struggling with staffing the Centers (down 25%) but our Operations Supervisor is to be commended for coverage. Recycling numbers are slightly higher than last year, even with less traffic. Total revenues for recycling continue in the red (\$44,984) but are better than FY20. Mr. Lawrence discussed the infrastructure at Shanklin and that traffic is slowed per exit lane. This will be discussed with Operations.
- 8. Recycling Coordinator Report:** Ms. Hoffman provided electronic recycling tons for the year (108.64 tons) and 1,185 vehicles in attendance during the May 22nd event.
- 9. Volunteer Coordinator Report:** Ms. Dolbey stated there are currently 110 AAH/ABL volunteer groups. 2,900 bags collected, to date in 2021. Earth Day included water clean-ups by Hilton Head Christian Academy and at Battery Creek. There is an ongoing anti-litter campaign (signs displayed) and a current advertising campaign with Palmetto Breeze buses.
- 10. Litter and Enforcement Report:** Mr. Horne reported on the 4th annual Earth Day event. 131 County employees participated (with Jasper Co., Town of Bluffton/BPD, City of Beaufort and BCSO. All Council districts involved. 614 bags collected. Recyclables were removed prior to disposal. The Day Watch program will resume July 1. Mr. Horne introduced Sgt. Riccobene (Environmental Crime Unit).
- 11. Update Convenience Center Decal Program:** Ms. Carter reported 46,102 decals have been issued. Heirs property residents and postcards are manually taxing. Recycling will remain open to non-decal holders at Shanklin Road and Bluffton Centers.
- 12. Contract Award [RFP 040621] Scrap Metal & White Goods:** Ms. Carter reported four bid were

received. The contract was awarded to Charleston Steel and Metal.

- 13. Update [RFP 041621] Recyclables Services:** Ms. Carter advised the Board that seven bids were received. They are under review and a staff recommendation will go to Public Facilities Committee on June 21, 2021.
- 14. Enterprise Fund Update:** SW&R was approved as an Enterprise Fund May 24, 2021. A copy of the Ordinance is enclosed in the Board packets. Rather than a fee, the FY22 budget will be approximately 5 mils and will be listed on the upcoming tax bill. It is not a new tax, just listed out. Ms. Carter thanked the Board for its support on this change. Mr. Bryan discussed a problem he was experiencing on Storm Water maintenance. This Solid Waste fee is totally separate from Storm Water.
- 15. Weston and Sampson – Sustainability Campus:** The Regional Feasibility Study was completed. Weston and Sampson is now working with the County on a location for a Sustainability Campus. The report will be presented to the Board, upon receipt. Mr. Graner requested a copy of the first Weston and Sampson report. Ms. Carter advised that Abby Goldsmith has started an update on the Solid Waste Management Plan.
- 16. Public Comment:** Sgt. Riccobene thanked the Solid Waste and Recycling staff for all that they do.
- 17. Board Requests:** None received.
- 18. Adjournment:** The meeting ended at 2:33 PM. The next regular Board meeting is scheduled for July 22, 28, 2021, in the Executive Conference Room, Administration Building, 2:00 PM.

Solid Waste and Recycling Division Monthly Update
 May 21 Fiscal Year 2021
 Distributed to the Solid Waste and Recycling Board of Beaufort County

Solid Waste Overall County Convenience Center Tonnage

	May FY20	May FY21
CLASS 3 WASTE (MSW)	2,317.67	1,509.38
CLASS 2 (C & D)	1,030.68	649.50
CLASS 1 (Yard Waste)	637.00	395.42
TOTAL Convenience Center Tonnage	3,985.35	2,554.30
% of All Residential Disposal from CC	47.77%	35.75%

Solid Waste Overall County Residential Route Tonnage

	May FY20	May FY21
CLASS 3 WASTE (MSW)	4,047.39	4,323.12
CLASS 2 (C & D)	0.19	15.82
CLASS 1 (Yard Waste)	309.78	252.55
TOTAL Residential Route Tonnage	4,357.36	4,591.49
% of All Residential Disposal from Residential Route	52.23%	64.25%

Overall Solid Waste Activity by Solid Waste District

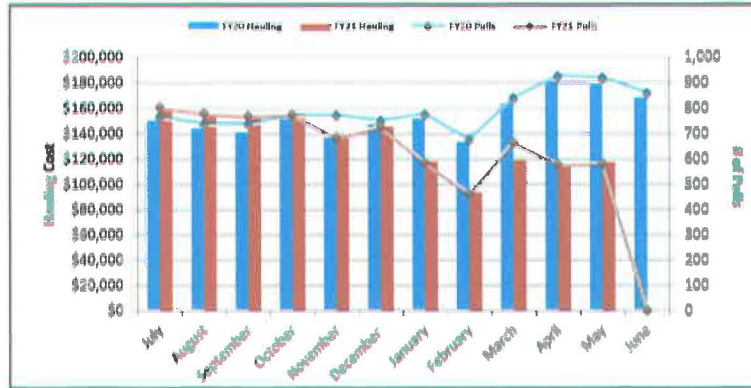
Solid Waste District	CLASS 3 WASTE (MSW)	CLASS 2 WASTE (C & D)	CLASS 1 WASTE (Yard)	Total District Tonnage
District 1 City of Beaufort	405.33	0.00	44.07	449.40
District 2 Town of Port Royal	176.05	11.58	205.00	392.63
District 3 Town of Hilton Head	1,803.19	175.30	125.77	2,104.26
District 4 Town of Bluffton	594.61	187.27	105.15	887.03
District 5 Sheldon Township	68.74	17.12	3.50	89.36
District 6 Unincorporated Port Royal Island	525.28	112.78	35.00	673.06
District 7 Unincorporated Lady's Island	273.98	0.00	0.00	273.98
District 8 St. Helena & Islands East	443.71	158.67	126.00	728.38
District 9 Unincorporated Bluffton Township	1,501.21	2.69	3.48	1,507.38
Daufuskie	40.40	0.00	0.00	40.40
MONTHLY OVERALL COUNTY TONNAGE	5,832.50	10,773.75	647.97	7,145.88
YTD OVERALL COUNTY TONNAGE	63,766.08	10,773.75	7,686.82	82,226.65

Solid Waste and Recycling Division Monthly Update
 May 21 Fiscal Year 2021
 Distributed to the Solid Waste and Recycling Board of Beaufort County

Solid Waste Hauling Costs

Month	FY20 Hauling	FY21 Hauling
July	\$149,635	\$161,290
August	\$143,339	\$156,477
September	\$140,191	\$155,129
October	\$150,634	\$156,092
November	\$136,063	\$138,572
December	\$146,898	\$146,273
January	\$150,821	\$118,453
February	\$132,887	\$94,492
March	\$162,982	\$119,411
April	\$179,450	\$116,996
May	\$177,982	\$117,833
June	\$167,189	\$0
TOTAL	\$1,838,071	\$1,481,018

Solid Waste Hauling Costs



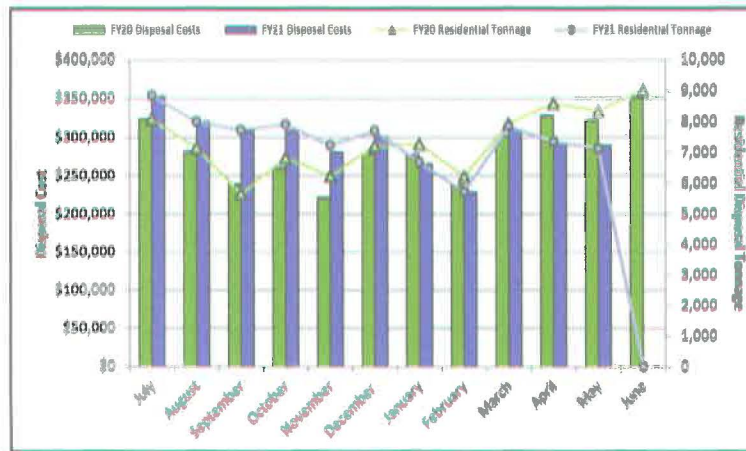
Number of Pulls

Month	FY20 Pulls	FY21 Pulls
July	766	805
August	737	779
September	737	770
October	771	775
November	771	684
December	751	725
January	774	584
February	676	461
March	837	664
April	924	577
May	918	580
June	857	0
TOTAL	9,519	7,404

Solid Waste Disposal Costs

Month	FY20 Disposal Costs	FY21 Disposal Costs
July	\$322,656	\$352,309
August	\$281,302	\$320,672
September	\$238,511	\$307,386
October	\$259,879	\$307,563
November	\$221,011	\$279,719
December	\$279,549	\$300,758
January	\$277,022	\$264,918
February	\$237,064	\$228,179
March	\$300,692	\$310,039
April	\$327,308	\$291,095
May	\$321,776	\$288,383
June	\$350,965	\$0
TOTAL	\$3,417,735	\$3,251,021

Solid Waste Disposal Cost



Total County Residential Tonnage Disposal

Month	FY20 Residential Tonnage	FY21 Residential Tonnage
July	8,085	8,852
August	7,148	8,000
September	5,661	7,734
October	6,824	7,923
November	6,232	7,230
December	7,204	7,715
January	7,260	6,686
February	6,219	5,724
March	7,925	7,851
April	8,581	7,359
May	8,343	7,146
June	8,995	0
TOTAL	88,477	82,210

Solid Waste Hauling and Disposal Budgets Status

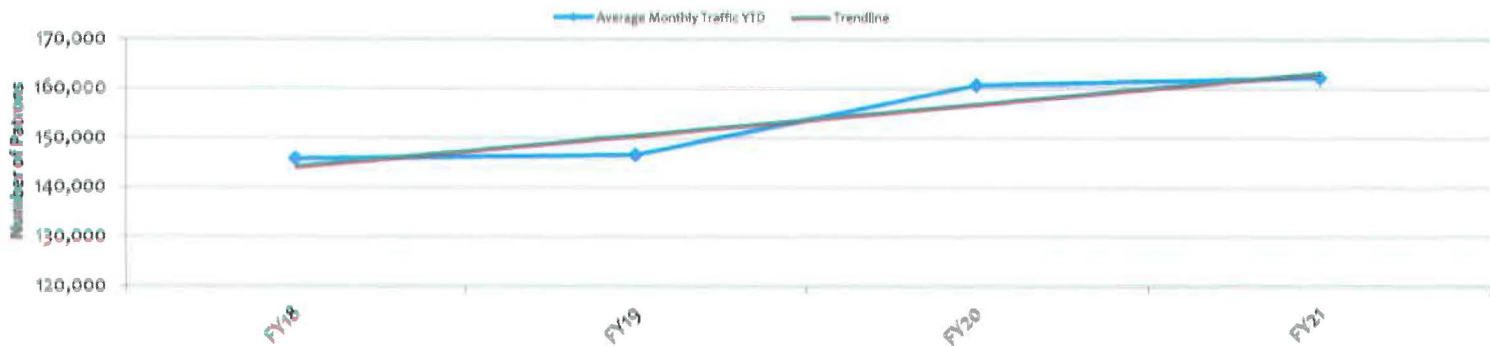
	FY20 Through May	FY21 Through May	FY20 % Expended	FY21 % Expended
Hauling Costs	\$1,670,882	\$1,481,018	87%	83%
Disposal Costs	\$3,066,770	\$3,251,021	98%	92%

Solid Waste and Recycling Division Monthly Update
May 21 Fiscal Year 2021
Distributed to the Solid Waste and Recycling Board of Beaufort County

Monthly Convenience Center Total Traffic Information

	May FY 20	May FY 21
Hilton Head	38,731	25,601
Bluffton	46,753	26,392
Lobeco	7,031	3,303
Sheldon	2,416	1,598
Big Estate	1,615	1,351
Shanklin	16,822	15,328
Gate	15,456	0
St. Helena	35,359	24,892
Coffin Point	2,831	2,039
Cuffy	2,249	1,408
Pritchardville	15,826	0
Total Traffic for ALL Convenience Centers	185,089	101,912

Average Monthly Traffic YTD by Fiscal Year

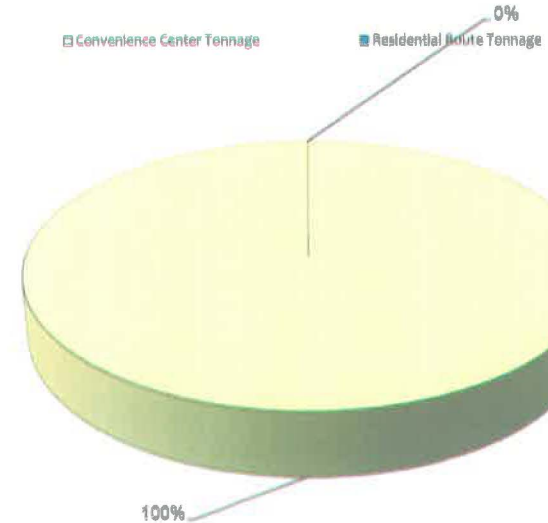


Solid Waste and Recycling Division Monthly Update
May 21 Fiscal Year 2021
 Distributed to the Solid Waste and Recycling Board of Beaufort County

Recycling Activity by Solid Waste District

Solid Waste District	Convenience Center Tonnage	Residential Route Tonnage	Overall County Tonnage by District	Commercial Tonnage
District 1 City of Beaufort		0.00	0.00	0.00
District 2 Town of Port Royal		0.00	0.00	0.00
District 3 Town of Hilton Head	103.23	0.00	103.23	0.00
District 4 Town of Bluffton	132.21	0.00	132.21	0.00
District 5 Sheldon Township	0.00	0.00	0.00	0.00
District 6 Unincorporated Port Royal Island	8.28	0.00	8.28	0.00
Solid Waste District 7 Unincorporated Lady's Island	0.00		0.00	0.00
Solid Waste District 8 St. Helena & Islands East	41.02	0.00	41.02	0.00
Solid Waste District 9 Unincorporated Bluffton Township	0.00	0.00	0.00	0.00
Daufuskie	0.00	0.00	0.00	0.00
OVERALL COUNTY TONNAGE	284.74	0.00	284.74	0.00
COUNTY TONNAGE PLUS NEWSPAPER	34.13			

Monthly Comparison of Residential Recycling Sources



YTD Residential Recycling Tonnage

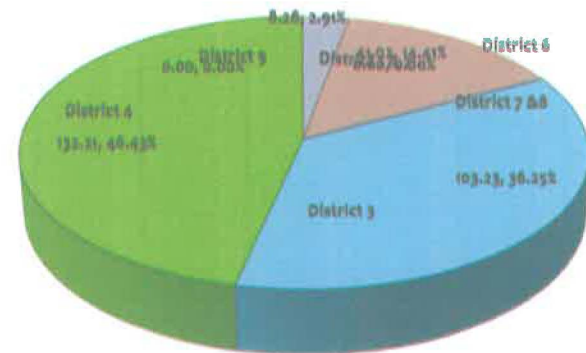
	Convenience Center Tonnage	Residential Route Tonnage	YTD Residential Tonnage
YTD Residential Tonnage	3,493.06	0.00	3,493.06
	677.29		4,170.35

Fiscal Year Overall County Recycling Tonnage & Services Comparison

Month	FY 20 Recycling Tonnage	FY 21 Recycling Tonnage	FY 20 Recycling Services Cost	FY 21 Recycling Services Cost
July	425.11	407.45	\$95,549	\$91,474
August	376.38	432.49	\$96,294	\$99,359
September	297.47	447.25	\$78,075	\$93,385
October	313.89	417.79	\$81,800	\$95,939
November	325.30	430.37	\$93,181	\$98,554
December	400.21	433.57	\$93,537	\$100,046
January	345.98	337.79	\$93,119	\$84,862
February	312.37	278.09	\$82,589	\$68,759
March	373.55	0.00	\$94,627	\$86,181
April	429.02	0.00	\$106,272	\$81,563
May	391.29	0.00	\$99,700	\$83,286
June	436.60	0.00	\$94,283	\$0
TOTAL	4,427.17	3,184.80	\$1,109,026	\$983,408

Residential Tonnage + Newspaper Tonnage NO Commercial Tonnage

Overall County Tonnage Comparison by District



Solid Waste Recycling Budget Status

	FY20 Through May	FY21 Through May	FY20 % Expended YTD	FY21 % Expended YTD
Recycling Services	\$1,014,743	\$983,408	159%	112%

Solid Waste and Recycling Division Monthly Update
 May 21 Fiscal Year 2021
 Distributed to the Solid Waste and Recycling Board of Beaufort County

Fiscal Year 20 Recycling Revenue						Fiscal Year 20 MRF Credit		
Month/Year	Charleston Steel	GEL	Hardeeville Metal	Low Country Batteries	Sonoco	Month/Year	Waste Management (MRF) *monthly processing cost/share revenue	Rebate/Balance
Jul-20		-\$1,428.00	\$199.00		\$1,426.46	Jul-20	\$23,813.32/\$6,889.00	-\$16,924.32
Aug-20		-\$1,848.00	\$0.00		\$1,257.06	Aug-20	\$25,048.57/\$5,614.69	-\$19,433.88
Sep-20	\$1,175.39	-\$2,492.00	\$0.00		\$2,128.85	Sep-20	\$23,813.32/\$6,889.00	-\$16,924.32
Oct-20		-\$2,100.00	\$125.72		\$697.52	Oct-20	\$23,617.11/\$5,972.60	-\$17,644.51
Nov-20	\$2,214.72	-\$1,428.00	\$0.00		\$1,293.99	Nov-20	\$26,225.45/\$7,062.45	-\$19,163.00
Dec-20		-\$1,624.00	\$0.00		\$1,456.86	Dec-20	\$24,859.60/\$6,408.13	-\$18,451.47
Jan-21		-\$924.00	\$0.00		\$0.00	Jan-21	\$20,532.53/\$5,379.98	-\$15,152.54
Feb-21		-\$1,204.00	\$0.00		\$1,436.66	Feb-21	\$16,434.15/\$4,350.99	-\$12,083.16
Mar-21	\$119,994.20	-\$1,036.00	\$0.00		\$3,755.26	Mar-21	\$23,080.07/\$5,546.22	-\$16,533.85
Apr-21		-\$924.00	\$0.00		\$0.00	Apr-21	\$19,537.34/\$4,710.44	-\$14,826.90
May-21		-\$868.00	\$92.70		\$3,205.50	May-21	\$19,930.64/\$6,057.24	-\$13,873.40
Jun-21						Jun-21	0.00/0.00	
Sub Totals	\$123,384.31	-\$15,876.00	\$417.42	\$0.00	\$16,658.16	Total	\$245,892.09/\$64,880.74	-\$181,011.35
GRAND TOTAL TO DATE					\$124,583.89			

Solid Waste and Recycling Division Monthly Update
 June 21 Fiscal Year 2021
 Distributed to the Solid Waste and Recycling Board of Beaufort County

Solid Waste Overall County Convenience Center Tonnage

	June FY20	June FY21
CLASS 3 WASTE (MSW)	2,343.33	1,509.05
CLASS 2 (C & D)	1,046.89	750.80
CLASS 1 (Yard Waste)	595.54	340.73
TOTAL Convenience Center Tonnage	3,985.76	2,600.58
% of All Residential Disposal from CC	44.31%	32.27%

Solid Waste Overall County Residential Route Tonnage

	June FY20	June FY21
CLASS 3 WASTE (MSW)	4,728.02	5,183.27
CLASS 2 (C & D)	7.50	7.28
CLASS 1 (Yard Waste)	273.64	266.75
TOTAL Residential Route Tonnage	5,009.16	5,457.30
% of All Residential Disposal from Residential Route	55.69%	67.73%

Overall Solid Waste Activity by Solid Waste District

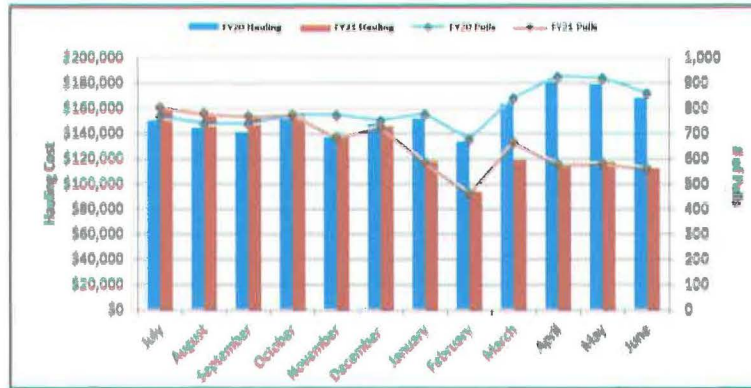
Solid Waste District	CLASS 3 WASTE (MSW)	CLASS 2 WASTE (C & D)	CLASS 1 WASTE (Yard)	Total District Tonnage
District 1 City of Beaufort	491.31	0.00	104.04	595.35
District 2 Town of Port Royal	176.68	2.59	162.53	341.80
District 3 Town of Hilton Head	2,278.73	204.58	112.00	2,595.31
District 4 Town of Bluffton	536.62	191.60	102.73	830.95
District 5 Sheldon Township	139.30	21.11	0.00	160.41
District 6 Unincorporated Port Royal Island	530.35	84.40	24.50	639.25
District 7 Unincorporated Lady's Island	311.28	0.00	0.00	311.28
District 8 St. Helena & Islands East	544.69	195.83	101.50	842.02
District 9 Unincorporated Bluffton Township	1,646.49	2.55	0.18	1,649.22
Daufuskie	36.87	55.42	0.00	92.29
MONTHLY OVERALL COUNTY TONNAGE	6,692.32	758.08	607.48	8,057.88
YTD OVERALL COUNTY TONNAGE	26,458.40	11,531.61	8,288.30	46,278.31

Solid Waste and Recycling Division Monthly Update
June 21 Fiscal Year 2021
 Distributed to the Solid Waste and Recycling Board of Beaufort County

Solid Waste Hauling Costs

Month	FY20 Hauling	FY21 Hauling
July	\$149,635	\$161,290
August	\$143,339	\$156,477
September	\$140,191	\$155,129
October	\$150,634	\$156,092
November	\$136,063	\$138,572
December	\$146,898	\$146,273
January	\$150,821	\$118,453
February	\$132,887	\$94,492
March	\$162,982	\$119,411
April	\$179,450	\$116,996
May	\$177,982	\$117,833
June	\$167,189	\$113,212
TOTAL	\$1,838,071	\$1,594,230

Solid Waste Hauling Costs



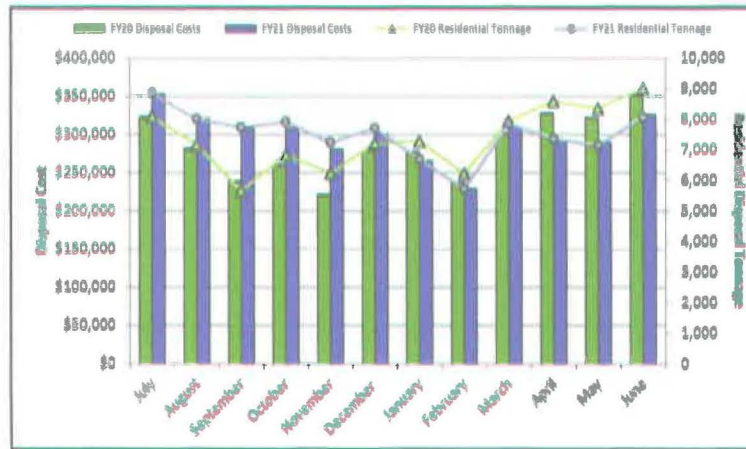
Number of Pulls

Month	FY20 Pulls	FY21 Pulls
July	766	805
August	737	779
September	737	770
October	771	775
November	771	684
December	751	725
January	774	584
February	676	461
March	837	664
April	924	577
May	918	580
June	857	561
TOTAL	9,519	7,965

Solid Waste Disposal Costs

Month	FY20 Disposal Costs	FY21 Disposal Costs
July	\$322,656	\$352,309
August	\$281,302	\$320,672
September	\$238,511	\$307,386
October	\$259,879	\$307,563
November	\$221,011	\$279,719
December	\$279,549	\$300,758
January	\$277,022	\$264,918
February	\$237,064	\$228,179
March	\$300,692	\$310,039
April	\$327,308	\$291,095
May	\$321,776	\$288,383
June	\$350,965	\$325,346
TOTAL	\$3,417,735	\$3,576,367

Solid Waste Disposal Cost



Total County Residential Tonnage Disposal

Month	FY20 Residential Tonnage	FY21 Residential Tonnage
July	8,085	8,852
August	7,148	8,000
September	5,661	7,734
October	6,824	7,923
November	6,232	7,230
December	7,204	7,715
January	7,260	6,686
February	6,219	5,724
March	7,925	7,851
April	8,581	7,359
May	8,343	7,146
June	8,995	8,058
TOTAL	88,477	90,278

Solid Waste Hauling and Disposal Budgets Status

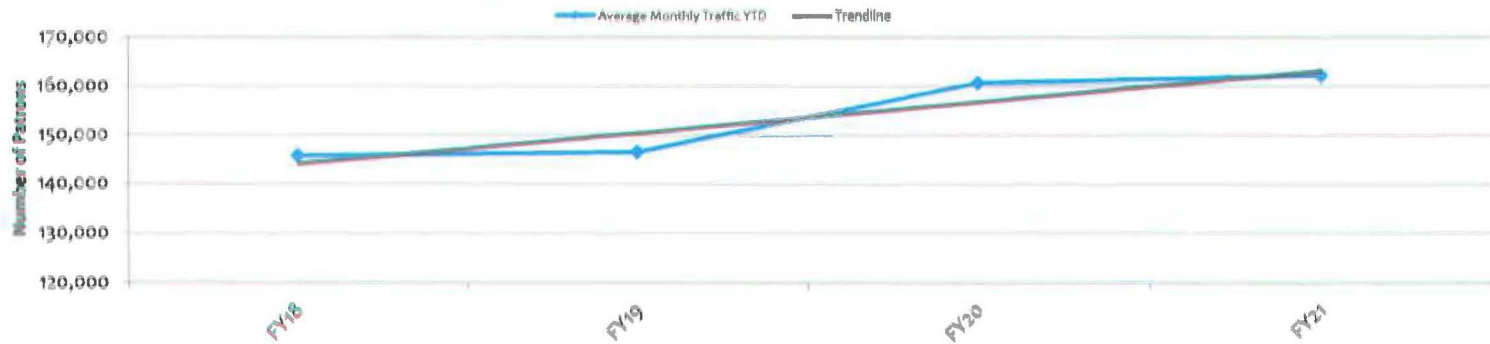
	FY20 Through June	FY21 Through June	FY20 % Expended	FY21 % Expended
Hauling Costs	\$1,838,071	\$1,594,230	96%	90%
Disposal Costs	\$3,417,735	\$3,576,367	109%	101%

Solid Waste and Recycling Division Monthly Update
 June 21 Fiscal Year 2021
 Distributed to the Solid Waste and Recycling Board of Beaufort County

Monthly Convenience Center Total Traffic Information

	June FY 20	June FY 21
Hilton Head	38,308	26,139
Bluffton	41,835	31,197
Lobeco	7,274	3,261
Sheldon	2,327	1,608
Big Estate	1,575	1,241
Shanklin	16,241	14,616
Gate	14,093	0
St. Helena	26,301	22,061
Coffin Point	2,798	2,059
Cuffy	2,260	1,462
Pritchardville	14,038	0
Total Traffic for ALL Convenience Centers	167,050	103,644

Average Monthly Traffic YTD by Fiscal Year

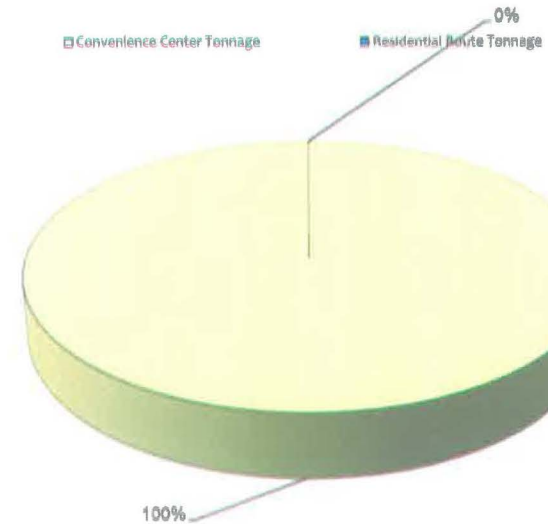


Solid Waste and Recycling Division Monthly Update
 June 21 Fiscal Year 2021
 Distributed to the Solid Waste and Recycling Board of Beaufort County

Recycling Activity by Solid Waste District

Solid Waste District	Convenience Center Tonnage	Residential Route Tonnage	Overall County Tonnage by District	Commercial Tonnage
District 1 City of Beaufort		0.00	0.00	0.00
District 2 Town of Port Royal		0.00	0.00	0.00
District 3 Town of Hilton Head	113.85	0.00	113.85	0.00
District 4 Town of Bluffton	104.94	0.00	104.94	0.00
District 5 Sheldon Township	0.00	0.00	0.00	0.00
District 6 Unincorporated Port Royal Island	13.90	0.00	13.90	0.00
Solid Waste District 7 Unincorporated Lady's Island	0.00	0.00	0.00	0.00
Solid Waste District 8 St. Helena & Islands East	38.28	0.00	38.28	0.00
Solid Waste District 9 Unincorporated Bluffton Township	0.00	0.00	0.00	0.00
Daufuskie	0.00	0.00	0.00	0.00
OVERALL COUNTY TONNAGE	270.97	0.00	270.97	0.00
COUNTY TONNAGE PLUS NEWSPAPER	54.75			

Monthly Comparison of Residential Recycling Sources



YTD Residential Recycling Tonnage

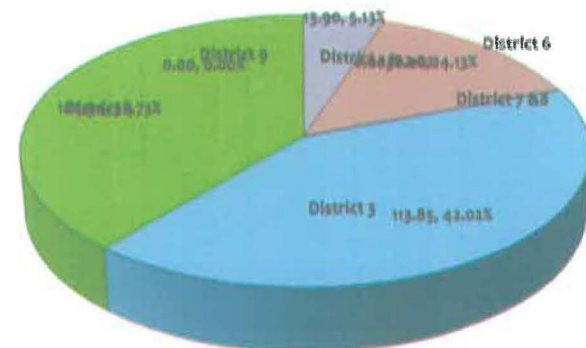
	Convenience Center Tonnage	Residential Route Tonnage	YTD Residential Tonnage
YTD Residential Tonnage	3,764.03	0.00	3,764.03
	732.04		4,496.07

Fiscal Year Overall County Recycling Tonnage & Services Comparison

Month	FY 20 Recycling Tonnage	FY 21 Recycling Tonnage	FY 20 Recycling Services Cost	FY 21 Recycling Services Cost
July	425.11	407.45	\$95,549	\$91,474
August	376.38	432.49	\$96,294	\$99,359
September	297.47	447.25	\$78,075	\$93,385
October	313.89	417.29	\$81,800	\$95,939
November	325.30	430.37	\$93,181	\$98,554
December	400.21	433.57	\$93,537	\$100,046
January	345.98	337.29	\$93,119	\$84,862
February	312.37	278.09	\$82,589	\$68,759
March	373.55	345.51	\$94,627	\$86,181
April	429.02	321.17	\$106,272	\$81,563
May	391.29	318.87	\$99,700	\$83,286
June	436.60	325.72	\$94,283	\$77,381
TOTAL	4,427.17	4,496.07	\$1,109,026	\$1,060,789

Residential Tonnage + Newspaper Tonnage NO Commercial Tonnage

Overall County Tonnage Comparison by District



Solid Waste Recycling Budget Status

	FY20 Through June	FY21 Through June	FY20 % Expended YTD	FY21 % Expended YTD
Recycling Services	\$1,109,026	\$1,060,789	173%	121%

Solid Waste and Recycling Division Monthly Update
 June 21 Fiscal Year 2021
 Distributed to the Solid Waste and Recycling Board of Beaufort County

Fiscal Year 20 Recycling Revenue						Fiscal Year 20 MRF Credit		
Month/Year	Charleston Steel	GEL	Hardeeville Metal	Low Country Batteries	Sonoco	Month/Year	Waste Management (MRF) *monthly processing cost/share revenue	Rebate/Balance
Jul-20		-\$1,428.00	\$199.00		\$1,426.46	Jul-20	\$23,813.32/\$6,889.00	-\$16,924.32
Aug-20		-\$1,848.00	\$0.00		\$1,257.06	Aug-20	\$25,048.57/\$5,614.69	-\$19,433.88
Sep-20	\$1,175.39	-\$2,492.00	\$0.00		\$2,128.85	Sep-20	\$23,813.32/\$6,889.00	-\$16,924.32
Oct-20		-\$2,100.00	\$125.72		\$697.52	Oct-20	\$23,617.11/\$5,972.60	-\$17,644.51
Nov-20	\$2,214.73	-\$1,428.00	\$0.00		\$1,293.99	Nov-20	\$26,225.45/\$7,062.45	-\$19,163.00
Dec-20		-\$1,624.00	\$0.00		\$1,456.86	Dec-20	\$24,859.60/\$6,408.13	-\$18,451.47
Jan-21		-\$924.00	\$0.00		\$0.00	Jan-21	\$20,532.52/\$5,379.98	-\$15,152.54
Feb-21		-\$1,204.00	\$0.00		\$1,436.66	Feb-21	\$16,434.15/\$4,350.99	-\$12,083.16
Mar-21	\$119,994.20	-\$1,036.00	\$0.00		\$3,755.26	Mar-21	\$22,080.07/\$5,546.23	-\$16,533.85
Apr-21		-\$924.00	\$0.00		\$0.00	Apr-21	\$19,537.34/\$4,710.44	-\$14,826.90
May-21		-\$868.00	\$92.70		\$3,205.50	May-21	\$19,930.64/\$6,097.24	-\$13,873.40
Jun-21	\$100,853.30	-\$1,316.00	\$0.00		\$1,607.95	Jun-21	\$18,331.03/\$5,622.95	-\$12,708.08
Sub Totals	\$224,237.61	-\$17,192.00	\$417.42	\$0.00	\$18,266.11	Total	\$264,223.12/\$70,503.69	-\$193,719.43
GRAND TOTAL TO DATE					\$225,729.14			