



**County Council of  
Beaufort County  
Solid Waste and  
Recycling Board  
Meeting**

**Chairman**

RANDY BOEHME

**Vice Chairman**

KIM CORLEY

**Council Liaison**

YORK GLOVER

**Interim County Administrator**

ERIC GREENWAY

**Clerk to Council**

SARAH W. BROCK

**Staff Support**

CINDY CARTER

**Administration Building**

Beaufort County Government  
Robert Smalls Complex  
100 Ribaut Road

**Contact**

Post Office Drawer 1228  
Beaufort, South Carolina 299901-1228  
(843) 255-2180  
[www.beaufortcountysc.gov](http://www.beaufortcountysc.gov)

# Solid Waste and Recycling Board Agenda

Thursday, May 27, 2021 at 2:00 PM

Council Chambers, Administration Building Beaufort County

Government Robert Smalls Complex 100 Ribaut Road, Beaufort SC

1. *[Public notification of this meeting has been published, posted, and distributed in compliance with the South Carolina Freedom of Information Act]*
2. CALL TO ORDER
3. APPROVAL OF AGENDA
4. APPROVAL OF MINUTES – March 25, 2021
5. INTRODUCTIONS
6. PUBLIC COMMENT
7. UPDATES REGARDING MEETINGS WITH COUNTY COUNCIL (ALL)

---

## REPORTS

---

8. SWR MONTHLY REPORT [MARCH 21 FY21](#) and [APRIL 21 FY21](#)
9. RECYCLING COORDINATOR REPORT
10. VOLUNTEER COORDINATOR REPORT
11. LITTER AND ENFORCEMENT INITIATIVE REPORT

---

## DISCUSSION ITEMS

---

12. UPDATE CONVENIENCE CENTER DECAL PROGRAM
13. CONTRACT AWARD [RFP 040621] SCRAP METAL & WHITE GOODS
14. UPDATE [RFP 041621] RECYCLABLES SERVICES
15. ENTERPRISE FUND UPDATE
16. WESTON AND SAMPSON – SUSTAINABILITY CAMPUS OPTIONS
17. PUBLIC COMMENT
18. BOARD REQUESTS
19. ADJOURNMENT - Next meeting July 22, 2020, 2:00 PM, Executive Conference Room, Administration Building, Beaufort County Government Robert Smalls Complex, 100 Ribaut Road, Beaufort, SC



## Beaufort County Solid Waste and Recycling Board Meeting Thursday, March 25, 2021 2:00 pm Virtual via Webex

### Attendees:

Randy Boehme, Chairman District 9 Representative  
Kim Corley, District 8 Representative  
Sally Dennis, District 7 Representative  
Bill Graner, District 6 Representative  
Mike Bennett, District 3 Representative (Ex-Officio)  
Cindy Carter, Solid Waste and Recycling  
Angel Marcinkoski, Solid Waste and Recycling  
Caroline Jordan Dolbey, Solid Waste and Recycling  
Victoria Hoffman, Solid Waste and Recycling

### Absentees:

Lawrence Bryan, District 5 Representative  
Derrick Coaxum, District 4 Representative (Ex-Officio)  
Jennifer Sharp, District 2 Representative (Ex-Officio)  
Bryan Durrance, District 1 (Ex-Officio)  
Brad Woods, MCRD Liaison  
Chris Vaigneur, MCAS Liaison  
Reahnta Tuten, SC DHEC Liaison  
Artrell Horne, Solid Waste and Recycling

### Guests Attending:

Chris Fisher, GlassWRXSC

- 1. Call to Order:** Chairman Boehme called the meeting to order at 2:01 PM
- 2. Approval of Agenda:** Chairman Boehme confirmed that all had reviewed. No changes. Motion made to approve and seconded by Ms. Corley.
- 3. Approval of Minutes – December 3, 2020:** Chairman Boehme requested a motion to approve the Minutes; seconded by Mr. Graner.
- 4. Introductions:** All virtually present introduced themselves.
- 5. Public Comment:** None received. Mr. Boehme was surprised that nobody commented on decals. It's a good program and citizens will be happy with results. Tremendous staff effort.
- 6. Updates Regarding Meetings with County Council (All):** Mike Bennett noted Mr. Gruber and Mr. Ames met with Chris Fisher of GlassWRXSC; local infrastructure for recycling supported.
- 7. Election of Vice Chairman – Replaces David Uehling:** Chairman Boehme indicated he had reached out to several Board members since the last meeting for interest. He would like to nominate Kim Corley as Vice Chairman. Unanimous approval by voting members.
- 8. SWR Monthly Report Overview:** Ms. Carter reminded Board January and February Board reports had been e-mailed to all members. Since the 'soft opening' of the decal system, staff have been evaluating the shift from MSW collection curbside vs Convenience Centers. Currently 75% is collected curbside.
- 9. Recycling Coordinator Report:** Ms. Carter introduced Victoria Hoffman, the new Recycling Coordinator. All welcomed Ms. Hoffman to the Beaufort County team. Two electronics recycling events were held: December and February with 706 vehicles and 1054 vehicles respectively. Tonnage pending. A reminder was discussed per shredding discontinuation for 2021.
- 10. Volunteer Coordinator Report:** Ms. Dolbey stated Adopt-A-Highway was going well. 1,631 bags collected, to date. 25,000 pounds of litter collected with 842 volunteers and 2,100 hours volunteered. SCDOT has completed their Spring litter removal (100 bags). Chairman Boehme stated he notices the roadways are much cleaner.
- 11. Litter and Enforcement Report:** Ms. Carter reported for Artrell Horne. An Earth Day County-wide Clean-up is scheduled for April 21<sup>st</sup>. Many Departments will be represented, as well as a few municipalities and Keep Jasper County Beautiful. All Council Districts will be addressed and if you want to participate, please let Artrell know by March 31. Chairman Boehme asked about press for the event. SW&R will pick up bags and take to Engineering for press release photo.
- 12. Update Convenience Center Changes:** Ms. Carter reported 41,737 decals have been issued. Plans are to go live on April 1<sup>st</sup>. Artrell and staff have been monitoring. Lines are smooth and moving at Centers.

Heirs property residents are taking time. Dorchester County has visited to review new program and a presentation will be made during the Carolina Recycling Association conference on May 4<sup>th</sup>. Chairman Boehme asked – do decals have to be attached to windshield? No, many use electronic version on their smartphone. Mr. Bennett inquired about uptick in illegal dumping. No evidence yet. January and February pulls and traffic have dropped.

- 13. Update Enterprise Fund:** Ms. Carter reported the Ordinance is in place and the fee study, with capital funds, has gone through one reading of County Council. Mr. Graner stated there are some inconsistencies in the Ordinance (Section 62). Legal is looking into this and has provided input on ‘dwelling’.
- 14. Solid Waste Management Plan:** Ms. Carter indicated a Task Authorization has been submitted by Abby Goldsmith for update the SWMP. Mr. Graner questioned if she is capable of the update. Carter indicated that she was contacted per her expertise in SWM Plans and her historical knowledge of Beaufort County solid waste.
- 15. Arbor Nature c & D Recycling and Transfer Station:** Beaufort County SW&R has not had direct involvement with this site. Questions have been routed to SCDHEC (Justin Koon). Mr. Bennett stated the permit was potentially back under review after an article in the Island Packet. With the proximity to the Hilton Head Convenience Center, it could serve as an alternative/benefit for contractors.
- 16. GlassWRXSC (Chris Fisher):** The facility is located at 302 Parker Drive in Beaufort. All Board members are welcome to tour. Virtual tour and presentation given. Noted that Fortune Magazine has a new article on the City of Beaufort seawall from GlassWRXSC product. Chairman Boehme offered support to Mr. Fisher and new facility.
- 17. Public Comment:** None received.
- 18. Board Requests:** Carter updated that two RFPs were out for bid: Scrap Metal and White Goods (Bid closes 4/6/21) and Recycling (Bid closes 4/16/21). Chairman Boehme requests, if possible, to meet in person for next SW&R Board meeting. Chairman Boehme asked for clarification on Dave Wilhelm and involvement with SW&R. Wilhelm is the Capital Projects Director and will have involvement on any SW&R Capital Projects.
- 19. Adjournment:** The meeting ended at 2:56 PM. The next regular Board meeting is scheduled for May 27, 28, 2021, in the Executive Conference Room, Administration Building, 2:00 PM.

Solid Waste and Recycling Division Monthly Update  
 March 21 Fiscal Year 2021  
 Distributed to the Solid Waste and Recycling Board of Beaufort County

Solid Waste Overall County Convenience Center Tonnage

	March FY20	March FY21
<b>CLASS 3 WASTE (MSW)</b>	2,019.72	1,513.10
<b>CLASS 2 (C &amp; D)</b>	1,210.18	1,045.06
<b>CLASS 1 (Yard Waste)</b>	763.00	583.92
<b>TOTAL Convenience Center Tonnage</b>	3,992.90	3,142.08
<b>% of All Residential Disposal from CC</b>	50.39%	40.02%

Solid Waste Overall County Residential Route Tonnage

	March FY20	March FY21
<b>CLASS 3 WASTE (MSW)</b>	3,627.29	4,514.83
<b>CLASS 2 (C &amp; D)</b>	5.11	33.00
<b>CLASS 1 (Yard Waste)</b>	299.31	161.38
<b>TOTAL Residential Route Tonnage</b>	3,931.71	4,709.21
<b>% of All Residential Disposal from Residential Route</b>	49.61%	59.98%

Overall Solid Waste Activity by Solid Waste District

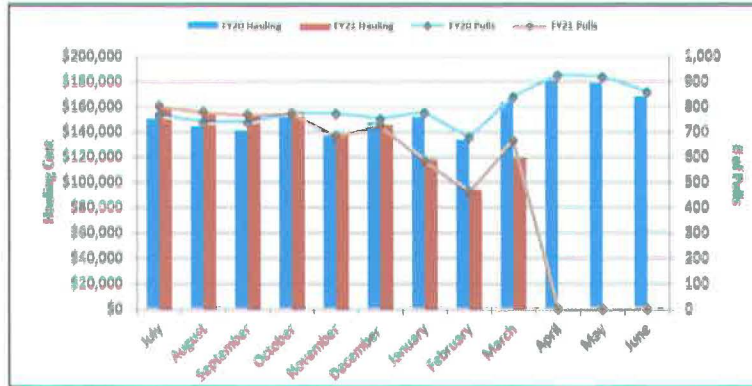
Solid Waste District	CLASS 3 WASTE (MSW)	CLASS 2 WASTE (C & D)	CLASS 1 WASTE (Yard)	Total District Tonnage
District 1 City of Beaufort	485.43	0.00	69.64	555.07
District 2 Town of Port Royal	211.33	27.77	91.74	330.84
District 3 Town of Hilton Head	1,727.42	266.54	168.00	2,161.96
District 4 Town of Bluffton	545.52	290.76	219.92	1,056.20
District 5 Sheldon Township	94.62	44.22	3.50	142.34
District 6 Unincorporated Port Royal Island	550.64	123.47	42.00	716.11
District 7 Unincorporated Lady's Island	306.68	0.00	0.00	306.68
District 8 St. Helena & Islands East	495.07	241.79	150.50	887.36
District 9 Unincorporated Bluffton Township	1,578.32	5.23	0.00	1,583.55
Daufuskie	32.90	78.28	0.00	111.18
<b>MONTHLY OVERALL COUNTY TONNAGE</b>	6,027.93	1,078.06	745.30	7,851.29
<b>YTD OVERALL COUNTY TONNAGE</b>	52,106.62	9,303.63	6,306.67	67,716.91

**Solid Waste and Recycling Division Monthly Update**  
**March 21 Fiscal Year 2021**  
 Distributed to the Solid Waste and Recycling Board of Beaufort County

**Solid Waste Hauling Costs**

Month	FY20 Hauling	FY21 Hauling
July	\$149,635	\$161,290
August	\$143,339	\$156,477
September	\$140,191	\$155,129
October	\$150,634	\$156,092
November	\$136,063	\$138,572
December	\$146,898	\$146,273
January	\$150,821	\$118,453
February	\$132,887	\$94,492
March	\$162,982	\$119,411
April	\$179,450	\$0
May	\$177,982	\$0
June	\$167,189	\$0
<b>TOTAL</b>	<b>\$1,838,071</b>	<b>\$1,246,189</b>

**Solid Waste Hauling Costs**



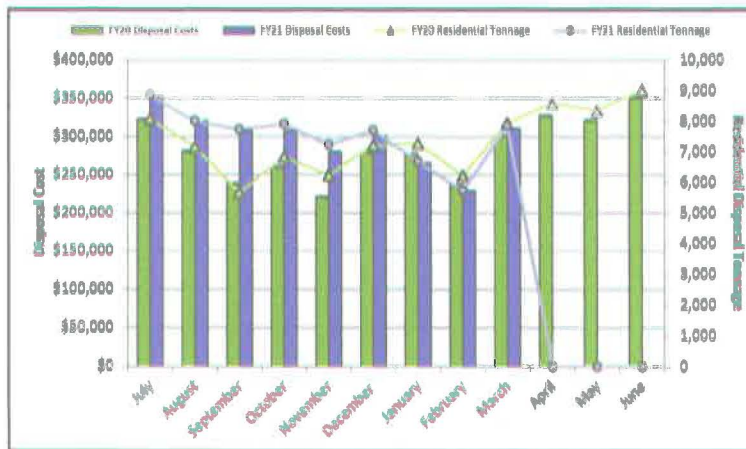
**Number of Pulls**

Month	FY20 Pulls	FY21 Pulls
July	766	805
August	737	779
September	737	770
October	771	775
November	771	684
December	751	725
January	774	584
February	676	461
March	837	664
April	924	0
May	918	0
June	857	0
<b>TOTAL</b>	<b>9,519</b>	<b>6,247</b>

**Solid Waste Disposal Costs**

Month	FY20 Disposal Costs	FY21 Disposal Costs
July	\$322,656	\$352,309
August	\$281,302	\$320,672
September	\$238,511	\$307,386
October	\$259,879	\$379,563
November	\$221,011	\$279,719
December	\$279,549	\$300,758
January	\$277,022	\$264,918
February	\$237,064	\$228,179
March	\$300,692	\$310,039
April	\$327,308	\$0
May	\$321,776	\$0
June	\$350,965	\$0
<b>TOTAL</b>	<b>\$3,417,735</b>	<b>\$2,671,543</b>

**Solid Waste Disposal Cost**



**Total County Residential Tonnage Disposal**

Month	FY20 Residential Tonnage	FY21 Residential Tonnage
July	8,085	8,852
August	7,148	8,000
September	5,661	7,734
October	6,824	7,923
November	6,232	7,230
December	7,204	7,715
January	7,260	6,686
February	6,219	5,724
March	7,925	7,851
April	8,581	0
May	8,343	0
June	8,995	0
<b>TOTAL</b>	<b>88,477</b>	<b>67,715</b>

**Solid Waste Hauling and Disposal Budgets Status**

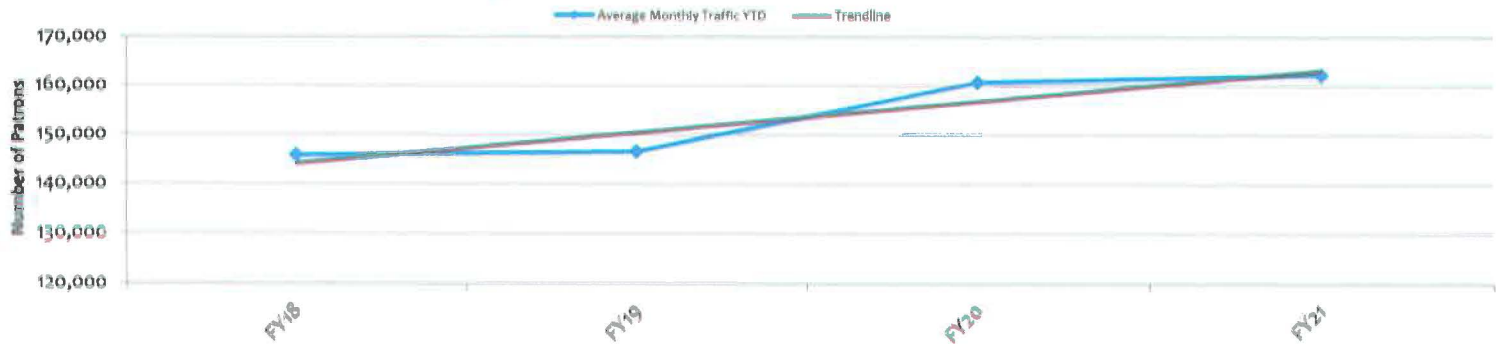
	FY20 Through March	FY21 Through March	FY20 % Expended	FY21 % Expended
<b>Hauling Costs</b>	<b>\$1,313,450</b>	<b>\$1,246,189</b>	<b>69%</b>	<b>70%</b>
<b>Disposal Costs</b>	<b>\$2,417,686</b>	<b>\$2,671,543</b>	<b>77%</b>	<b>75%</b>

Solid Waste and Recycling Division Monthly Update  
 March 21 Fiscal Year 2021  
 Distributed to the Solid Waste and Recycling Board of Beaufort County

Monthly Convenience Center Total Traffic Information

	March FY 20	March FY 21
Hilton Head	45,208	28,738
Bluffton	46,441	32,423
Lobeco	6,258	3,521
Sheldon	2,219	1,557
Big Estate	1,435	1,462
Shanklin	15,834	14,898
Gate	15,742	0
St. Helena	34,633	23,874
Coffin Point	2,320	1,840
Cuffy	1,953	1,487
Pritchardville	16,422	0
<b>Total Traffic for ALL Convenience Centers</b>	<b>188,465</b>	<b>109,800</b>

Average Monthly Traffic YTD by Fiscal Year

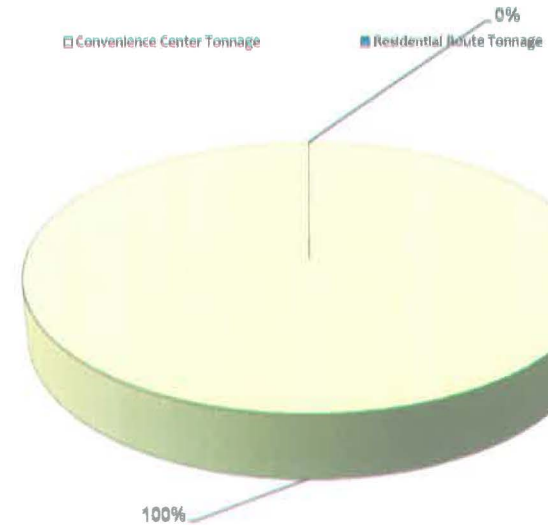


**Solid Waste and Recycling Division Monthly Update**  
**March 21 Fiscal Year 2021**  
 Distributed to the Solid Waste and Recycling Board of Beaufort County

**Recycling Activity by Solid Waste District**

Solid Waste District	Convenience Center Tonnage	Residential Route Tonnage	Overall County Tonnage by District	Commercial Tonnage
District 1 City of Beaufort		0.00	0.00	0.00
District 2 Town of Port Royal		0.00	0.00	0.00
District 3 Town of Hilton Head	124.20	0.00	124.20	0.00
District 4 Town of Bluffton	126.25	0.00	126.25	0.00
District 5 Sheldon Township	0.00	0.00	0.00	0.00
District 6 Unincorporated Port Royal Island	17.31	0.00	17.31	0.00
Solid Waste District 7 Unincorporated Lady's Island	0.00		0.00	0.00
Solid Waste District 8 St. Helena & Islands East	46.12	0.00	46.12	0.00
Solid Waste District 9 Unincorporated Bluffton Township	0.00	0.00	0.00	0.00
Daufuskie	0.00	0.00	0.00	0.00
<b>OVERALL COUNTY TONNAGE</b>	<b>313.88</b>	<b>0.00</b>	<b>313.88</b>	<b>0.00</b>
<b>COUNTY TONNAGE PLUS NEWSPAPER</b>	<b>31.63</b>			

**Monthly Comparison of Residential Recycling Sources**



**YTD Residential Recycling Tonnage**

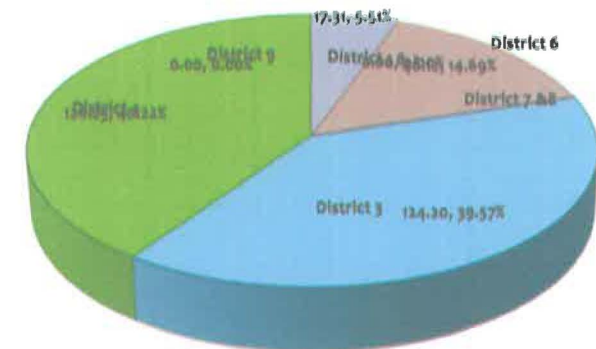
	Convenience Center Tonnage	Residential Route Tonnage	YTD Residential Tonnage
YTD Residential Tonnage	2,929.53	0.00	2,929.53
	600.78		3,530.31

**Fiscal Year Overall County Recycling Tonnage & Services Comparison**

Month	FY 20 Recycling Tonnage	FY 21 Recycling Tonnage	FY 20 Recycling Services Cost	FY 21 Recycling Services Cost
July	425.11	407.45	\$95,549	\$91,474
August	376.38	432.49	\$96,294	\$99,359
September	297.47	447.25	\$78,075	\$93,385
October	313.89	417.79	\$81,800	\$95,939
November	325.30	430.37	\$93,181	\$98,554
December	400.21	433.57	\$93,537	\$100,046
January	345.98	337.79	\$93,119	\$84,862
February	312.37	278.09	\$82,589	\$68,759
March	373.55	0.00	\$94,627	\$86,181
April	429.02	0.00	\$106,272	\$0
May	391.29	0.00	\$99,700	\$0
June	436.60	0.00	\$94,283	\$0
<b>TOTAL</b>	<b>4,427.17</b>	<b>3,184.80</b>	<b>\$1,109,026</b>	<b>\$818,559</b>

Residential Tonnage + Newspaper Tonnage      NO Commercial Tonnage

**Overall County Tonnage Comparison by District**



**Solid Waste Recycling Budget Status**

	FY20 Through March	FY21 Through March	FY20 % Expended YTD	FY21 % Expended YTD
Recycling Services	\$808,771	\$818,559	126%	93%

Solid Waste and Recycling Division Monthly Update  
 March 21 Fiscal Year 2021  
 Distributed to the Solid Waste and Recycling Board of Beaufort County

Fiscal Year 20 Recycling Revenue						Fiscal Year 20 MRF Credit		
Month/Year	Charleston Steel	GEL	Hardeeville Metal	Low Country Batteries	Sonoco	Month/Year	Waste Management (MRF) *monthly processing cost/share revenue	Rebate/Balance
Jul-20		-\$1,428.00	\$199.00		\$1,426.46	Jul-20	\$23,813.32/\$6,889.00	-\$16,924.32
Aug-20		-\$1,848.00	\$0.00		\$1,257.06	Aug-20	\$25,048.57/\$5,614.69	-\$19,433.88
Sep-20	\$1,175.39	-\$2,492.00	\$0.00		\$3,128.85	Sep-20	\$23,813.32/\$6,889.00	-\$16,924.32
Oct-20		-\$2,100.00	\$125.73		\$697.52	Oct-20	\$23,617.11/\$5,972.60	-\$17,644.51
Nov-20	\$2,214.72	-\$1,428.00	\$0.00		\$1,293.99	Nov-20	\$26,225.45/\$7,062.45	-\$19,163.00
Dec-20		-\$1,624.00	\$0.00		\$1,456.86	Dec-20	\$24,859.60/\$6,408.13	-\$18,451.47
Jan-21		-\$924.00	\$0.00		\$0.00	Jan-21	\$20,532.52/\$5,379.98	-\$15,152.54
Feb-21		-\$1,204.00	\$0.00		\$1,436.66	Feb-21	\$16,434.15/\$4,350.99	-\$12,083.16
Mar-21	\$119,994.20	-\$1,036.00	\$0.00		\$3,755.26	Mar-21	\$22,080.07/\$5,546.22	-\$16,533.85
Apr-21						Apr-21	0.00/0.00	
May-21						May-21	0.00/0.00	
Jun-21						Jun-21	0.00/0.00	
<b>Sub Totals</b>	<b>\$123,384.31</b>	<b>-\$14,084.00</b>	<b>\$324.73</b>	<b>\$0.00</b>	<b>\$13,452.66</b>	<b>Total</b>	<b>\$206,424.11/\$54,113.06</b>	<b>-\$152,311.05</b>
<b>GRAND TOTAL TO DATE</b>					<b>\$123,077.89</b>			



Solid Waste and Recycling Division Monthly Update  
 April 21 Fiscal Year 2021  
 Distributed to the Solid Waste and Recycling Board of Beaufort County

Solid Waste Overall County Convenience Center Tonnage

	April FY20	April FY21
<b>CLASS 3 WASTE (MSW)</b>	2,335.10	1,330.09
<b>CLASS 2 (C &amp; D)</b>	1,124.76	791.12
<b>CLASS 1 (Yard Waste)</b>	796.56	390.97
<b>TOTAL Convenience Center Tonnage</b>	4,256.42	2,512.18
<b>% of All Residential Disposal from CC</b>	49.60%	34.14%

Solid Waste Overall County Residential Route Tonnage

	April FY20	April FY21
<b>CLASS 3 WASTE (MSW)</b>	3,870.41	4,496.87
<b>CLASS 2 (C &amp; D)</b>	15.05	14.60
<b>CLASS 1 (Yard Waste)</b>	438.97	335.21
<b>TOTAL Residential Route Tonnage</b>	4,324.43	4,846.68
<b>% of All Residential Disposal from Residential Route</b>	50.40%	65.86%

Overall Solid Waste Activity by Solid Waste District

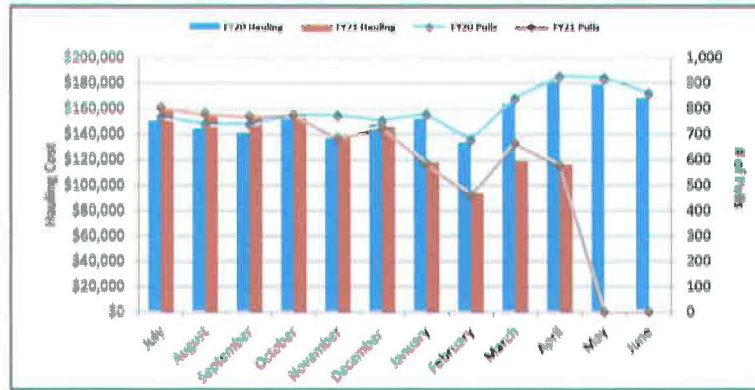
Solid Waste District	CLASS 3 WASTE (MSW)	CLASS 2 WASTE (C & D)	CLASS 1 WASTE (Yard)	Total District Tonnage
District 1 City of Beaufort	450.79	0.00	70.71	521.50
District 2 Town of Port Royal	145.37	12.07	264.50	421.94
District 3 Town of Hilton Head	1,837.08	182.06	112.00	2,131.14
District 4 Town of Bluffton	474.29	251.65	128.47	854.41
District 5 Sheldon Township	73.49	29.88	0.00	103.37
District 6 Unincorporated Port Royal Island	516.00	80.25	35.00	631.25
District 7 Unincorporated Lady's Island	313.09	1.29	0.00	314.38
District 8 St. Helena & Islands East	466.14	195.03	115.50	776.67
District 9 Unincorporated Bluffton Township	1,518.77	0.99	0.00	1,519.76
Daufuskie	31.94	52.50	0.00	84.44
<b>MONTHLY OVERALL COUNTY TONNAGE</b>	<b>5,826.96</b>	<b>805.72</b>	<b>726.18</b>	<b>7,358.86</b>
<b>YTD OVERALL COUNTY TONNAGE</b>	<b>57,933.58</b>	<b>10,108.34</b>	<b>7,033.85</b>	<b>75,074.77</b>

**Solid Waste and Recycling Division Monthly Update**  
**April 21 Fiscal Year 2021**  
 Distributed to the Solid Waste and Recycling Board of Beaufort County

**Solid Waste Hauling Costs**

Month	FY20 Hauling	FY21 Hauling
July	\$149,635	\$161,290
August	\$143,339	\$156,477
September	\$140,191	\$155,129
October	\$150,634	\$156,092
November	\$136,063	\$138,572
December	\$146,898	\$146,273
January	\$150,821	\$118,453
February	\$132,887	\$94,492
March	\$162,982	\$119,411
April	\$179,450	\$116,996
May	\$177,982	\$0
June	\$167,189	\$0
<b>TOTAL</b>	<b>\$1,838,071</b>	<b>\$1,363,185</b>

**Solid Waste Hauling Costs**



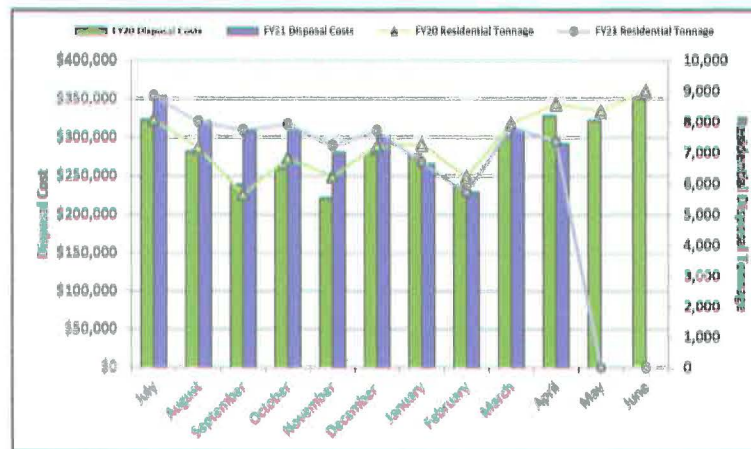
**Number of Pulls**

Month	FY20 Pulls	FY21 Pulls
July	766	805
August	737	779
September	737	770
October	771	775
November	771	684
December	751	725
January	774	584
February	676	461
March	837	664
April	924	577
May	918	0
June	857	0
<b>TOTAL</b>	<b>9,519</b>	<b>6,824</b>

**Solid Waste Disposal Costs**

Month	FY20 Disposal Costs	FY21 Disposal Costs
July	\$322,656	\$352,309
August	\$281,302	\$320,672
September	\$238,511	\$307,386
October	\$259,879	\$307,563
November	\$221,011	\$279,719
December	\$279,549	\$300,758
January	\$277,022	\$264,918
February	\$237,064	\$228,179
March	\$300,692	\$310,039
April	\$327,308	\$291,095
May	\$321,776	\$0
June	\$350,965	\$0
<b>TOTAL</b>	<b>\$3,417,735</b>	<b>\$2,962,638</b>

**Solid Waste Disposal Cost**



**Total County Residential Tonnage Disposal**

Month	FY20 Residential Tonnage	FY21 Residential Tonnage
July	8,085	8,852
August	7,148	8,000
September	5,661	7,734
October	6,824	7,923
November	6,232	7,230
December	7,204	7,715
January	7,260	6,686
February	6,219	5,724
March	7,925	7,851
April	8,581	7,359
May	8,343	0
June	8,995	0
<b>TOTAL</b>	<b>88,477</b>	<b>75,074</b>

**Solid Waste Hauling and Disposal Budgets Status**

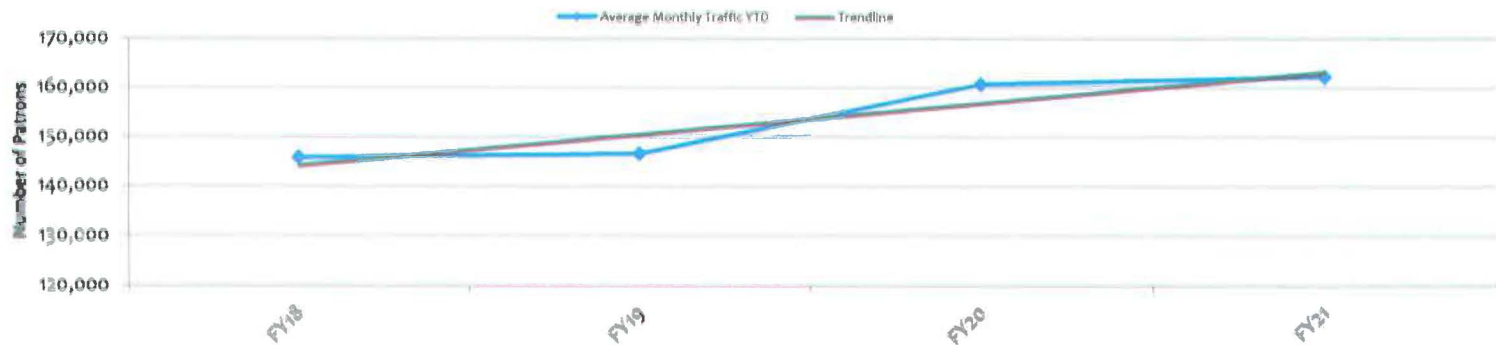
	FY20 Through April	FY21 Through April	FY20 % Expended	FY21 % Expended
Hauling Costs	\$1,492,900	\$1,363,185	78%	77%
Disposal Costs	\$2,744,994	\$2,962,638	88%	84%

Solid Waste and Recycling Division Monthly Update  
 April 21 Fiscal Year 2021  
 Distributed to the Solid Waste and Recycling Board of Beaufort County

Monthly Convenience Center Total Traffic Information

	April FY 20	April FY 21
Hilton Head	35,989	28,761
Bluffton	45,531	31,396
Lobeco	6,048	3,114
Sheldon	1,917	1,310
Big Estate	1,398	1,322
Shanklin	15,181	14,787
Gate	14,724	0
St. Helena	32,579	24,022
Coffin Point	2,333	1,941
Cuffy	1,997	1,373
Pritchardville	14,958	0
<b>Total Traffic for ALL Convenience Centers</b>	<b>172,655</b>	<b>108,026</b>

Average Monthly Traffic YTD by Fiscal Year

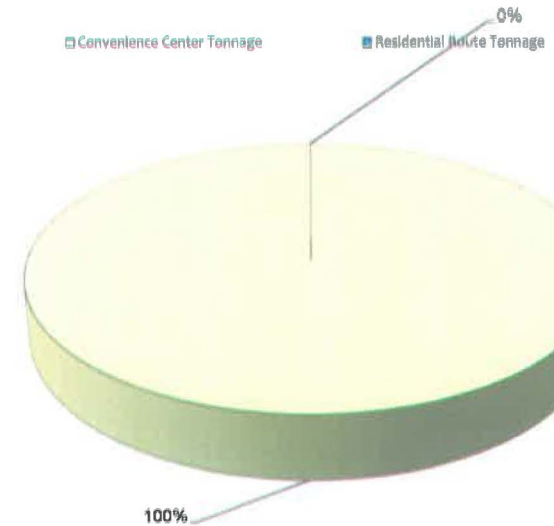


Solid Waste and Recycling Division Monthly Update  
 April 21 Fiscal Year 2021  
 Distributed to the Solid Waste and Recycling Board of Beaufort County

Recycling Activity by Solid Waste District

Solid Waste District	Convenience Center Tonnage	Residential Route Tonnage	Overall County Tonnage by District	Commercial Tonnage
District 1 City of Beaufort		0.00	0.00	0.00
District 2 Town of Port Royal		0.00	0.00	0.00
District 3 Town of Hilton Head	108.40	0.00	108.40	0.00
District 4 Town of Bluffton	112.53	0.00	112.53	0.00
District 5 Sheldon Township	0.00	0.00	0.00	0.00
District 6 Unincorporated Port Royal Island	15.25	0.00	15.25	0.00
Solid Waste District 7 Unincorporated Lady's Island	0.00		0.00	0.00
Solid Waste District 8 St. Helena & Islands East	42.61	0.00	42.61	0.00
Solid Waste District 9 Unincorporated Bluffton Township	0.00	0.00	0.00	0.00
Daufuskie	0.00	0.00	0.00	0.00
<b>OVERALL COUNTY TONNAGE</b>	<b>278.79</b>	<b>0.00</b>	<b>278.79</b>	<b>0.00</b>
<b>COUNTY TONNAGE PLUS NEWSPAPER</b>	<b>42.38</b>			

Monthly Comparison of Residential Recycling Sources



YTD Residential Recycling Tonnage

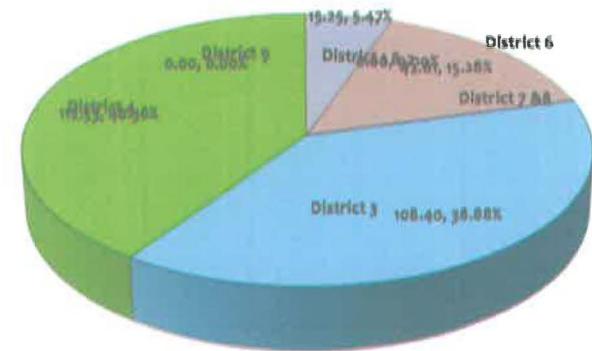
	Convenience Center Tonnage	Residential Route Tonnage	YTD Residential Tonnage
YTD Residential Tonnage	3,208.32	0.00	3,208.32
	643.16		3,851.48

Fiscal Year Overall County Recycling Tonnage & Services Comparison

Month	FY 20 Recycling Tonnage	FY 21 Recycling Tonnage	FY 20 Recycling Services Cost	FY 21 Recycling Services Cost
July	425.11	407.45	\$95,549	\$91,474
August	376.38	432.49	\$96,294	\$99,359
September	297.47	447.25	\$78,075	\$93,385
October	313.89	417.79	\$81,800	\$95,939
November	325.30	430.37	\$93,181	\$98,554
December	400.21	433.57	\$93,537	\$100,046
January	345.98	337.79	\$93,119	\$84,862
February	312.37	278.09	\$82,589	\$68,759
March	373.55	0.00	\$94,627	\$86,181
April	429.02	0.00	\$106,272	\$81,563
May	391.29	0.00	\$99,700	\$0
June	436.60	0.00	\$94,283	\$0
<b>TOTAL</b>	<b>4,427.17</b>	<b>3,184.80</b>	<b>\$1,109,026</b>	<b>\$900,122</b>

Residential Tonnage + Newspaper Tonnage NO Commercial Tonnage

Overall County Tonnage Comparison by District



Solid Waste Recycling Budget Status

	FY20 Through April	FY21 Through April	FY20 % Expended YTD	FY21 % Expended YTD
Recycling Services	\$915,043	\$900,122	143%	102%

Solid Waste and Recycling Division Monthly Update  
 April 21 Fiscal Year 2021  
 Distributed to the Solid Waste and Recycling Board of Beaufort County

Fiscal Year 20 Recycling Revenue						Fiscal Year 20 MRF Credit		
Month/Year	Charleston Steel	GEL	Hardeeville Metal	Low Country Batteries	Sonoco	Month/Year	Waste Management (MRF) *monthly processing cost/share revenue	Rebate/Balance
Jul-20		-\$1,428.00	\$199.00		\$1,426.46	Jul-20	\$23,813.32/\$6,889.00	-\$16,924.32
Aug-20		-\$1,848.00	\$0.00		\$1,257.06	Aug-20	\$25,048.57/\$5,614.69	-\$19,433.88
Sep-20	\$1,175.39	-\$2,492.00	\$0.00		\$2,128.85	Sep-20	\$23,813.32/\$6,889.00	-\$16,924.32
Oct-20		-\$2,100.00	\$125.73		\$697.52	Oct-20	\$23,617.11/\$5,972.60	-\$17,644.51
Nov-20	\$2,314.72	-\$1,428.00	\$0.00		\$1,393.99	Nov-20	\$26,225.45/\$7,062.45	-\$19,163.00
Dec-20		-\$1,624.00	\$0.00		\$1,456.86	Dec-20	\$24,859.60/\$6,408.13	-\$18,451.47
Jan-21		-\$924.00	\$0.00		\$0.00	Jan-21	\$20,532.52/\$5,379.98	-\$15,152.54
Feb-21		-\$1,204.00	\$0.00		\$1,436.66	Feb-21	\$16,434.15/\$4,350.99	-\$12,083.16
Mar-21	\$119,994.20	-\$1,036.00	\$0.00		\$2,755.26	Mar-21	\$22,080.07/\$5,546.22	-\$16,533.85
Apr-21		-\$924.00	\$0.00		\$0.00	Apr-21	\$19,537.34/\$4,710.44	-\$14,826.90
May-21						May-21	0.00/0.00	
Jun-21						Jun-21	0.00/0.00	
<b>Sub Totals</b>	<b>\$123,384.31</b>	<b>-\$15,008.00</b>	<b>\$324.73</b>	<b>\$0.00</b>	<b>\$13,452.66</b>	<b>Total</b>	<b>\$225,961.45/\$58,823.50</b>	<b>-\$167,137.95</b>
<b>GRAND TOTAL TO DATE</b>					<b>\$123,153.69</b>			