



**County Council of
Beaufort County
Solid Waste and
Recycling Board
Meeting**

Chairman

RANDY BOEHME

Vice Chairman

VACANT

Council Liaison

YORK GLOVER

County Administrator

ASHLEY M. JACOBS

Clerk to Council

SARAH W. BROCK

Staff Support

DAVE WILHELM

CINDY CARTER

Administration Building

Beaufort County Government
Robert Smalls Complex
100 Ribaut Road

Contact

Post Office Drawer 1228
Beaufort, South Carolina 29901-1228
(843) 255-2180
www.beaufortcountysc.gov

Solid Waste and Recycling Board Agenda

Thursday, July 23, 2020 at 2:00 PM

Council Chambers, Administration Building Beaufort County

Government Robert Smalls Complex 100 Ribaut Road, Beaufort SC

1. *[Public notification of this meeting has been published, posted, and distributed in compliance with the South Carolina Freedom of Information Act]*
2. APPROVAL OF AGENDA
3. APPROVAL OF MINUTES – April 2, 2020
4. INTRODUCTIONS
5. PUBLIC COMMENT
6. UPDATES REGARDING MEETINGS WITH COUNTY COUNCIL (ALL)
7. ELECTION OF VICE CHAIRMAN – REPLACES DAVID UEHLING

REPORTS

8. SWR MONTHLY REPORT JUNE FY20
9. RECYCLING COORDINATOR REPORT
10. VOLUNTEER COORDINATOR REPORT
11. LITTER AND ENFORCEMENT REPORT

DISCUSSION ITEMS

12. PUBLIC FACILITIES JUNE 15, 2020 – CONVENIENCE CENTER CHANGES
13. ENTERPRISE FUND ORDINANCE
14. WESTON AND SAMPSON UPDATE
15. PRESENTATION – GLASSWRXSC (CHRIS FISHER)
16. CONVENIENCE CENTER STAFFING OPTIONS
17. RECYCLING UPDATE
18. PACKER TRUCK – FY21 BUDGET
19. PUBLIC COMMENT
20. BOARD REQUESTS
21. ADJOURNMENT - Next meeting September 24, 2020, 2:00 PM, Executive Conference Room, Administration Building, Beaufort County Government Robert Smalls Complex, 100 Ribaut Road, Beaufort, SC



Beaufort County Solid Waste and Recycling Board Meeting Thursday, April 2, 2020 2:00 pm Executive Conference Room (Virtual for Attendees)

Attendees:

Randy Boehme, Chairman District 9 Representative
David R. Uehling, VChair, District 6 Representative
Kim Corley, District 8 Representative
Lawrence Bryan, District 5 Representative
Sally Dennis, District 7 Representative
Mike Bennett, District 3 Representative (Ex-Officio)
Bryan Durrance, District 1 (Ex-Officio)
Dave Wilhelm, Asst. Co. Administrator, PW & Sustainability
Cindy Carter, Solid Waste and Recycling
Ashley Jenkins, Solid Waste and Recycling
Caroline Jordan Dolbey, Solid Waste and Recycling

Absentees:

Derrick Coaxum, District 4 Representative (Ex-Officio)
Jennifer Sharp, District 2 Representative (Ex-Officio)
Chris Vaigneur, MCAS Liaison
Brad Woods, MCRD Liaison
Reahnita Tuten, SC DHEC Liaison
Artrell Horne, Solid Waste and Recycling

Guests Attending:

N/A

1. **Call to Order:** Chairman Boehme called the meeting to order at 2:08 PM. Staff members Wilhelm and Carter present in ECR. All others virtual with video or call in.
 - A. **Approval of Agenda:** Chairman Boehme requested a motion to approve the agenda. Vice Chair Uehling motioned. Ms. Corley seconded. All approved the agenda.
 - B. **Approval of Minutes:** Chairman Boehme requested a motion to approve the January 23, 2020, minutes. Ms. Corley motioned. Vice Chair Uehling. All approved the minutes.
2. **Introductions:** All attendees introduced themselves.
3. **Public Comment:** There was no public comment.
4. **Discussion Items for Finance/Public Facilities Committees:**
 - A. **Goldsmith Report Recommendations:** Ms. Carter gave an overview of the Goldsmith recommendations with staff review to include implementing a decal system (no cost and tied to proof of residency), eliminating collection of C&D/bulky at Convenience Centers, closing Gate and Pritchardville Centers, reducing operational days to two days per week (one week day and one weekend day) for Big Estate, Sheldon, Cuffy, Coffin Point and Lobeco. Operating hours reduced to 7:30 AM until 6:00 PM. The YES vote was unanimous (5-0).
 - B. **Enterprise Fund Recommendation:** Ms. Carter presented the proposal to move the upcoming SW&R budget of \$9.3 million out of the General Fund and to an Enterprise Fund (fee) moving forward. The proposal to be approved by Committee and by County Council as it will require an Ordinance change (3 readings). The YES vote was unanimous (5-0).
5. **Public Comment:** There was no public comment.
6. **Board Requests:** There were no Board Requests. Mr. Wilhelm described the reorganization of Solid Waste and Recycling as a stand-alone Department (no longer under Public Works). Cindy Carter was announced as the new Director.

7. **Adjournment:** – The meeting ended at 2:38 PM. The next regular Board meeting will be held May 28, 2020, in the Executive Conference Room, Administration Building, 2:00 PM.

Solid Waste and Recycling Division Monthly Update
 June 20 Fiscal Year 2020
 Distributed to the Solid Waste and Recycling Board of Beaufort County

Solid Waste Overall County Convenience Center Tonnage

	June FY19	June FY20
CLASS 3 WASTE (MSW)	1,784.13	2,343.33
CLASS 2 (C & D)	973.00	1,046.89
CLASS 1 (Yard Waste)	485.14	595.54
TOTAL Convenience Center Tonnage	3,242.27	3,985.76
% of All Residential Disposal from CC	44.85%	44.31%

Solid Waste Overall County Residential Route Tonnage

	June FY19	June FY20
CLASS 3 WASTE (MSW)	3,681.15	4,728.02
CLASS 2 (C & D)	2.32	7.50
CLASS 1 (Yard Waste)	303.77	273.64
TOTAL Residential Route Tonnage	3,987.24	5,009.16
% of All Residential Disposal from Residential Route	55.15%	55.69%

Overall Solid Waste Activity by Solid Waste District

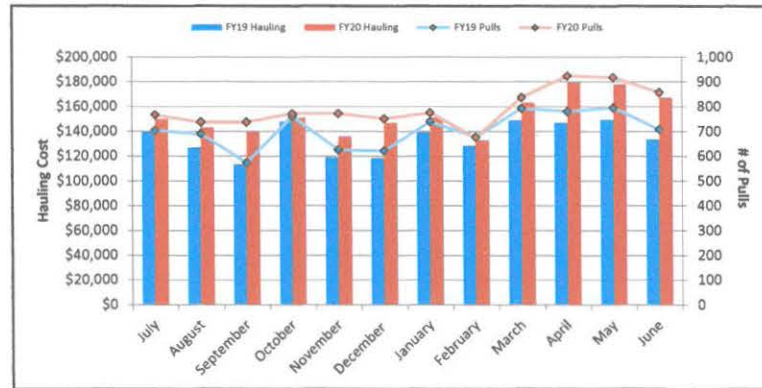
Solid Waste District	CLASS 3 WASTE (MSW)	CLASS 2 WASTE (C & D)	CLASS 1 WASTE (Yard)	Total District Tonnage
District 1 City of Beaufort	444.95	7.50	49.17	501.62
District 2 Town of Port Royal	133.73	0.00	224.47	358.20
District 3 Town of Hilton Head	2,336.25	301.03	154.00	2,791.28
District 4 Town of Bluffton	691.47	317.06	147.54	1,156.07
District 5 Sheldon Township	159.17	16.94	3.50	179.61
District 6 Unincorporated Port Royal Island	767.10	148.45	94.50	1,010.05
District 7 Unincorporated Lady's Island	250.61	0.00	0.00	250.61
District 8 St. Helena & Islands East	671.00	180.43	157.50	1,008.93
District 9 Unincorporated Bluffton Township	1,592.88	75.16	38.50	1,706.54
Daufuskie	24.19	7.82	0.00	32.01
MONTHLY OVERALL COUNTY TONNAGE	7,071.35	1,054.39	869.18	8,994.92
YTD OVERALL COUNTY TONNAGE	65,966.94	12,087.70	10,421.60	88,476.24

Solid Waste and Recycling Division Monthly Update
 June 20 Fiscal Year 2020
 Distributed to the Solid Waste and Recycling Board of Beaufort County

Solid Waste Hauling Costs

Month	FY19 Hauling	FY20 Hauling
July	\$140,004	\$149,635
August	\$126,997	\$143,339
September	\$113,508	\$140,191
October	\$147,836	\$150,634
November	\$118,951	\$136,063
December	\$118,231	\$146,898
January	\$139,486	\$150,821
February	\$128,481	\$132,887
March	\$148,968	\$162,982
April	\$147,167	\$179,450
May	\$149,508	\$177,982
June	\$133,642	\$167,189
TOTAL	\$1,612,779	\$1,838,071

Solid Waste Hauling Costs



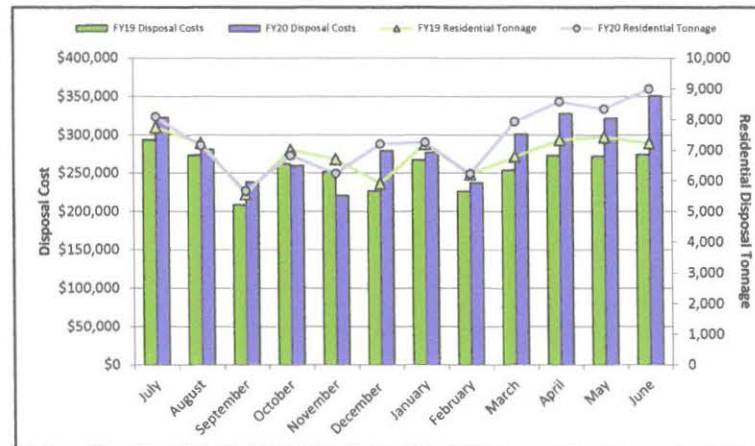
Number of Pulls

Month	FY19 Pulls	FY20 Pulls
July	705	766
August	690	737
September	573	737
October	760	771
November	625	771
December	621	751
January	739	774
February	678	676
March	792	837
April	780	924
May	795	918
June	709	857
TOTAL	8,467	9,519

Solid Waste Disposal Costs

Month	FY19 Disposal Costs	FY20 Disposal Costs
July	\$293,709	\$322,656
August	\$273,473	\$281,302
September	\$208,666	\$238,511
October	\$262,198	\$259,879
November	\$251,376	\$221,011
December	\$226,703	\$279,549
January	\$267,122	\$277,022
February	\$226,602	\$237,064
March	\$253,814	\$300,692
April	\$273,311	\$327,308
May	\$272,520	\$321,776
June	\$274,420	\$350,965
TOTAL	\$3,083,914	\$3,417,735

Solid Waste Disposal Cost



Total County Residential Tonnage Disposal

Month	FY19 Residential Tonnage	FY20 Residential Tonnage
July	7,748	8,085
August	7,231	7,148
September	5,572	5,661
October	7,023	6,824
November	6,703	6,232
December	5,911	7,204
January	7,202	7,260
February	6,206	6,219
March	6,784	7,925
April	7,341	8,581
May	7,429	8,343
June	7,230	8,995
TOTAL	82,380	88,477

Solid Waste Hauling and Disposal Budgets Status

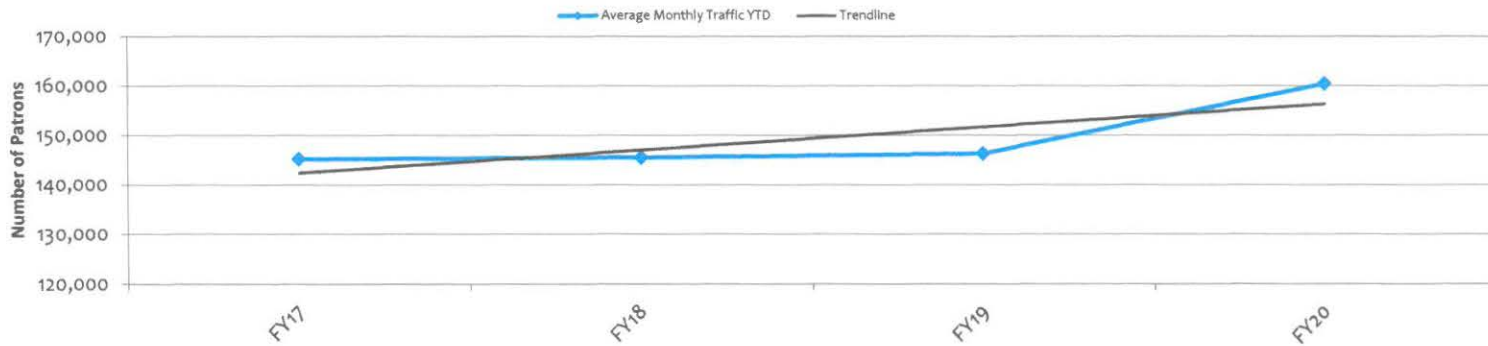
	FY19 Through June	FY20 Through June	FY19 % Expended	FY20 % Expended
Hauling Costs	\$1,612,779	\$1,838,071	90%	96%
Disposal Costs	\$3,083,914	\$3,417,735	104%	109%

Solid Waste and Recycling Division Monthly Update
 June 20 Fiscal Year 2020
 Distributed to the Solid Waste and Recycling Board of Beaufort County

Monthly Convenience Center Total Traffic Information

	June FY 19	June FY 20
Hilton Head	27,809	38,308
Bluffton	26,517	41,835
Lobeco	6,613	7,274
Sheldon	1,868	2,327
Big Estate	1,321	1,575
Shanklin	13,848	16,241
Gate	14,198	14,093
St. Helena	31,560	26,301
Coffin Point	2,228	2,798
Cuffy	1,892	2,260
Pritchardville	23,420	14,038
Total Traffic for ALL Convenience Centers	151,274	167,050

Average Monthly Traffic YTD by Fiscal Year

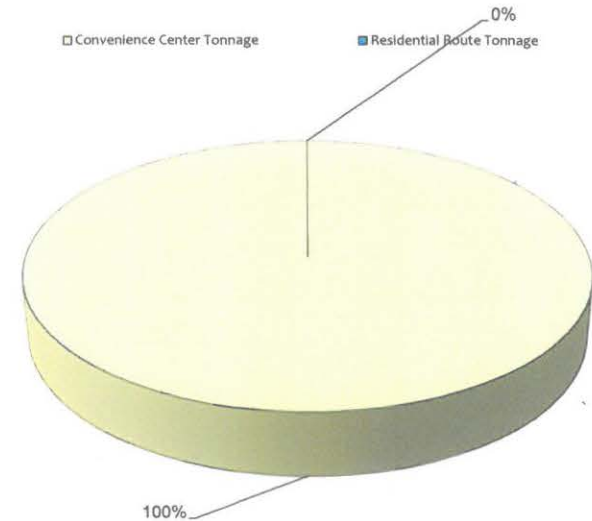


Solid Waste and Recycling Division Monthly Update
June 20 Fiscal Year 2020
Distributed to the Solid Waste and Recycling Board of Beaufort County

Recycling Activity by Solid Waste District

Solid Waste District	Convenience Center Tonnage	Residential Route Tonnage	Overall County Tonnage by District	Commercial Tonnage
District 1 City of Beaufort		0.00	0.00	0.00
District 2 Town of Port Royal		0.00	0.00	0.00
District 3 Town of Hilton Head	131.63	0.00	131.63	0.00
District 4 Town of Bluffton	116.24	0.00	116.24	0.00
District 5 Sheldon Township	0.00	0.00	0.00	0.00
District 6 Unincorporated Port Royal Island	25.58	0.00	25.58	0.00
Solid Waste District 7 Unincorporated Lady's Island	0.00	0.00	0.00	0.00
Solid Waste District 8 St. Helena & Islands East	55.16	0.00	55.16	0.00
Solid Waste District 9 Unincorporated Bluffton Township	28.99	0.00	28.99	0.00
Daufuskie	0.00	0.00	0.00	0.00
OVERALL COUNTY TONNAGE	357.60	0.00	357.60	0.00
COUNTY TONNAGE PLUS NEWSPAPER	79.00			

Monthly Comparison of Residential Recycling Sources



YTD Residential Recycling Tonnage

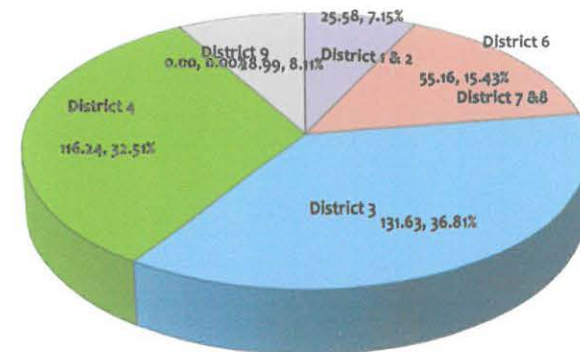
	Convenience Center Tonnage	Residential Route Tonnage	YTD Residential Tonnage
YTD Residential Tonnage	3,770.31	159.48	3,929.79
	496.52		4,426.31

Fiscal Year Overall County Recycling Tonnage & Services Comparison

Month	FY 19 Recycling Tonnage	FY 20 Recycling Tonnage	FY 19 Recycling Services Cost	FY 20 Recycling Services Cost
July	675.83	425.11	\$79,251	\$95,549
August	703.03	376.38	\$76,768	\$96,294
September	499.47	297.47	\$67,356	\$78,075
October	361.04	313.89	\$86,912	\$81,800
November	346.22	325.30	\$78,238	\$93,181
December	400.47	400.21	\$90,313	\$93,537
January	444.59	345.98	\$90,058	\$93,119
February	341.99	312.37	\$75,559	\$82,589
March	406.11	373.55	\$87,461	\$94,627
April	430.93	429.02	\$88,900	\$106,272
May	392.60	391.29	\$86,288	\$99,700
June	402.49	436.60	\$84,084	\$94,283
TOTAL	5,404.77	4,427.17	\$991,188	\$1,109,026

Residential Tonnage + Newspaper Tonnage NO Commercial Tonnage

Overall County Tonnage Comparison by District



Solid Waste Recycling Budget Status

	FY19 Through June	FY20 Through June	FY19 % Expended YTD	FY20 % Expended YTD
Recycling Services	\$991,188	\$1,099,026	155%	172%

Solid Waste and Recycling Division Monthly Update
 June 20 Fiscal Year 2020
 Distributed to the Solid Waste and Recycling Board of Beaufort County

Fiscal Year 20 Recycling Revenue						Fiscal Year 20 MRF Credit		
Month/Year	Charleston Steel	GEL	GREIF (formerly Caraustar)	Low Country Batteries	Sonoco	Month/Year	Waste Management (MRF) *monthly processing cost/share revenue	Rebate/Balance
Jul-19	\$240.27	-\$1,764.00	\$159.43		\$448.83	Jul-19	\$26,462.20/\$3,048.79	-\$23,413.41
Aug-19		-\$2,548.00	\$240.21	\$64.68	\$99.90	Aug-19	\$29,076.75/\$2,268.03	-\$26,808.72
Sep-19		-\$2,100.00	\$88.58			Sep-19	\$19,983.55/\$2,820.06	-\$17,163.49
Oct-19		-\$2,828.00	\$0.00		\$331.58	Oct-19	\$21,089.16/\$2,764.39	-\$18,324.77
Nov-19	\$1,270.95	-\$2,240.00	\$0.00			Nov-19	\$21,885.23/\$3,226.52	-\$18,658.71
Dec-19		-\$2,296.00	\$0.00			Dec-19	\$24,323.64/\$4,045.52	-\$20,278.12
Jan-20		-\$2,548.00	\$0.00		\$170.13	Jan-20	\$23,294.84/\$2,888.98	-\$20,405.86
Feb-20		-\$2,184.00	\$0.00		\$71.00	Feb-20	\$19,291.51/\$2,729.55	-\$16,561.96
Mar-20	\$1,095.02	-\$2,352.00	\$0.00		\$565.72	Mar-20	\$24,777.07/\$3,488.65	-\$21,288.42
Apr-20		-\$2,800.00	\$0.00		\$514.52	Apr-20	\$31,072.57/\$3,652.31	-\$27,420.26
May-20		-\$1,708.00	\$0.00		\$1,694.52	May-20	\$25,032.72/\$5,803.06	-\$19,229.66
Jun-20	\$1,382.95	-\$1,792.00	\$0.00		\$1,315.44	Jun-20	\$25,080.48/\$10,032.71	-\$15,047.77
Sub Totals	\$3,989.19	-\$27,160.00	\$488.22	\$64.68	\$5,211.64	Total	\$291,369.72/\$46,768.57	-\$244,601.15
GRAND TOTAL TO DATE					-\$17,406.27			