



**County Council of
Beaufort County
Solid Waste and
Recycling Board
Meeting**

Chairman

RANDY BOEHME

Vice Chairman

DAVID UEHLING

Council Liaison

YORK GLOVER

County Administrator

ASHLEY M. JACOBS

Clerk to Council

SARAH W. BROCK

Staff Support

DAVE WILHELM

CINDY CARTER

Administration Building

Beaufort County Government
Robert Smalls Complex
100 Ribaut Road

Contact

Post Office Drawer 1228
Beaufort, South Carolina 29901-1228
(843) 255-2180
www.beaufortcountysc.gov

Solid Waste and Recycling Board Agenda

Thursday, March 26, 2020 at 2:00 PM

Executive Conference Room, Administration Building Beaufort County
Government Robert Smalls Complex 100 Ribaut Road, Beaufort SC

1. *[Public notification of this meeting has been published, posted, and distributed in compliance with the South Carolina Freedom of Information Act]*
2. APPROVAL OF AGENDA
3. APPROVAL OF MINUTES - January 23, 2020
4. INTRODUCTIONS
5. PUBLIC COMMENT
6. UPDATES REGARDING MEETINGS WITH COUNTY COUNCIL (ALL)

REPORTS

7. SWR MONTHLY REPORT DECEMBER 19 FY20
8. SWR MONTHLY REPORT JANUARY 20 FY20
9. SWR MONTHLY REPORT FEBRUARY 20 FY20
10. RECYCLING COORDINATOR REPORT
11. VOLUNTEER COORDINATOR REPORT
12. LITTER AND ENFORCEMENT INITIATIVE REPORT

DISCUSSION ITEMS

13. CONTRACT AMENDMENT (MRF) UPDATE
14. GOLDSMITH REPORT-TOWN MEETINGS; DECAL RECOMMENDATION
15. WESTON AND SAMPSON DRAFT REPORT
16. ENTERPRISE FUND RECOMMENDATION
17. PRESENTATION – GLASSWRXSC (CHRIS FISHER)
18. PUBLIC COMMENT
19. BOARD REQUESTS
20. ADJOURNMENT - Next meeting May 28, 2020, 2:00 PM, Executive Conference Room, Administration Building, Beaufort County Government Robert Smalls Complex, 100 Ribaut Road, Beaufort, SC



Beaufort County Solid Waste and Recycling Board Meeting
Thursday, January 23, 2020 2:00 pm
Executive Conference Room

Attendees:

David R. Uehling, VChair, District 6 Representative
Kim Corley, District 8 Representative
Lawrence Bryan, District 5 Representative
Sally Dennis, District 7 Representative
Mike Bennett, District 3 Representative (Ex-Officio)
Derrick Coaxum, District 4 Representative (Ex-Officio)
Chris Vaigneur, MCAS Liaison
Brad Woods, MCRD Liaison
Dave Wilhelm, Asst. Co. Administrator, PW & Sustainability
Cindy Carter, Solid Waste and Recycling
Ashley Jenkins, Solid Waste and Recycling
Caroline Jordan Dolbey, Solid Waste and Recycling
Artrell Horne, Litter Control

Absentees:

Randy Boehme, Chairman District 9 Representative
Vacant, District 1 (Ex-Officio)
Jennifer Sharp, District 2 Representative (Ex-Officio)
Reahnita Tuten, SC DHEC Liaison

Guests Attending:

York Glover, County Council
William Graner, resident

1. **Call to Order:** Vice Chairman Uehling called the meeting to order at 2:00 pm.
 - A. **Approval of Agenda:** Vice Chairman Uehling requested a motion to approve the agenda. Mr. Bennett motioned. Ms. Dennis seconded. All approved the agenda.
 - B. **Approval of Minutes:** Vice Chairman Uehling requested a motion to approve the December 5, 2019, minutes. Ms. Corley motioned. Mr. Coaxum seconded. All approved the minutes.
2. **Introductions:** All attendees introduced themselves.
3. **Public Comment:** There was no public comment.
4. **Reports from Board Regarding Meetings with Council Members:**
 - o Mr. Bennett reported that he met with Town of Hilton Head concerning the Convenience Center and the Goldsmith report. This is Town land with services by the County. The Town supports education for any changes. A single hauler concept is not currently on docket. Original agreement document will be researched.
5. **Reports:**
 - A. **SW&R Monthly Reports – November 2019:**
 - o Abbreviated report; data delayed for December per new Waste Management system
 - o YTD tonnage = 33,949.66 (less that this same period in FY19)
 - o Hauling 11.91% higher than last year at this time; disposal increase 2.81%
 - o Carter updated budget expenditures - 38% hauling and 42% disposal of budget
 - o Convenience Center traffic increased 8,819 compared to November 2019
 - o Residential recycling YTD = 1,738.15 tons (Convenience Center collection only)
 - o Revenue is significantly less that this time last year. Metal prices impacted
 - o Recycling overage at -\$79,667.05 last year; currently -\$104,369.10

- Open discussion per recycling market. Mr. Bennett commented that backlog is clearing out, domestic refining is being established to improve selling to domestic markets over exporting to China.

B. Recycling Coordinator:

- Ms. Jenkins reported on recycling events. Electronics on 12/7/2019 had 875 vehicles and collected 48.89 tons.
- Shred (Bluffton) on 1/11/20 = 658 vehicles and collected 18 tons
- Next event will be Electronics on 2/8/20 – both locations.

C. Volunteer Coordinator:

- Ms. Dolbey advised that Beaufort County's 2020 Palmetto Pride Grant Awards have been announced: Keep SC Beautiful (\$9,000) and Litter Prevention (\$7,500)
- 2019 Adopt-A-Highway results: 6,000 bags (90,000 pounds) of litter removed.

D. Litter Control:

- Mr. Horne reported 2019 Litter Data to include AAH, Day Watch, Events and Litter Team: 319,233 pounds removed from County roadways
- Mr. Horne issued 1 ticket/5 warnings under the new Enforcement Officer program.

6. Unfinished Business:

A. Contract Amendments:

- Ms. Carter updated that a meeting with Waste Management (processing recyclables) is scheduled for the upcoming week.

B. Abby Goldsmith – November 2019 Final Report: Contract Amendments: Ms. Carter reviewed the report discussed at the last SW&R Board meeting of 12/5/19 and discussed the action items that were presented to Public Facilities on 1/21/20. The presentation is available for viewing on the County website

- Implement a decal system (limits contractor and Out-of-County misuse); this item will be phased in initially
- Limit types of waste accepted (C&D and yard waste proposed)
- Consolidate select centers
- Reduce operating hours
- Increase enforcement efforts (second officer proposed for FY21 budget)
- Increase recycling efforts (staff for contamination control)
- Improve site conditions (remaining sites – capital improvements)
- Revisit Hilton Head Center (two meetings completed)

Open discussion for pay-as-you-throw; cost of decal/ID card; timeframe for implementation; camera surveillance and the need for early education.

C. Weston and Sampson: Mr. Wilhelm updated on the consultant's Regional study. Initial report anticipated March 2020. Mr. Bennett inquired about the Hickory Hill contract requirement for future options (expansion vs. transfer station).

D. Glass Operation – Public Works South: Ms. Carter shared photos of the equipment that is currently operational. Pilot crushing has been completed (glass from Bluffton Center).

7. New Business:

A. Update from Public Facilities Meeting 1/21/2020: Items covered during discussions above. Councilman Glover commented Council was pleased with the report; waiting to hear more.

B. Board Requests: There were no Board requests.

8. Public Comment: There was no public comment.

9. Adjournment: – The meeting ended at 2:44 pm. The next regular Board meeting will be held March 26, 2020, in the Executive Conference Room, Administration Building, 2:00 pm.

Solid Waste and Recycling Division Monthly Update
 December 19 Fiscal Year 2020
 Distributed to the Solid Waste and Recycling Board of Beaufort County

Solid Waste Overall County Convenience Center Tonnage

	December FY19	December FY20
CLASS 3 WASTE (MSW)	1,795.29	2,043.36
CLASS 2 (C & D)	796.60	1,038.64
CLASS 1 (Yard Waste)	359.92	488.30
TOTAL Convenience Center Tonnage	2,951.81	3,570.30
% of All Residential Disposal from CC	49.94%	49.56%

Solid Waste Overall County Residential Route Tonnage

	December FY19	December FY20
CLASS 3 WASTE (MSW)	2,803.59	3,499.94
CLASS 2 (C & D)	4.54	1.82
CLASS 1 (Yard Waste)	151.23	132.43
TOTAL Residential Route Tonnage	2,959.36	3,634.19
% of All Residential Disposal from Residential Route	50.06%	50.44%

Overall Solid Waste Activity by Solid Waste District

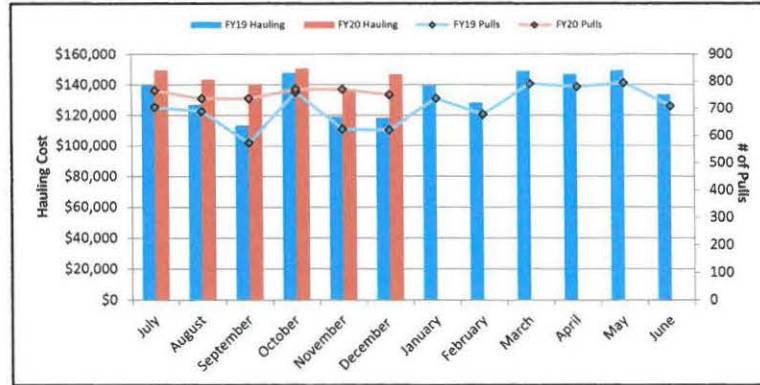
Solid Waste District	CLASS 3 WASTE (MSW)	CLASS 2 WASTE (C & D)	CLASS 1 WASTE (Yard)	Total District Tonnage
District 1 City of Beaufort	335.67	0.00	19.57	355.24
District 2 Town of Port Royal	171.43	0.00	112.86	284.29
District 3 Town of Hilton Head	1,652.81	258.69	161.00	2,072.50
District 4 Town of Bluffton	527.09	273.20	128.87	929.16
District 5 Sheldon Township	130.02	35.96	9.43	175.41
District 6 Unincorporated Port Royal Island	557.65	150.43	66.50	774.58
District 7 Unincorporated Lady's Island	251.94	0.00	0.00	251.94
District 8 St. Helena & Islands East	464.30	191.03	94.50	749.83
District 9 Unincorporated Bluffton Township	1,433.17	77.15	28.00	1,538.32
Daufuskie	19.22	54.00	0.00	73.22
MONTHLY OVERALL COUNTY TONNAGE	5,543.30	1,040.46	620.73	7,204.49
YTD OVERALL COUNTY TONNAGE	30,783.27	5,560.31	4,810.57	41,154.15

Solid Waste and Recycling Division Monthly Update
 December 19 Fiscal Year 2020
 Distributed to the Solid Waste and Recycling Board of Beaufort County

Solid Waste Hauling Costs

Month	FY19 Hauling	FY20 Hauling
July	\$140,004	\$149,635
August	\$126,997	\$143,339
September	\$113,508	\$140,191
October	\$147,836	\$150,634
November	\$118,951	\$136,063
December	\$118,231	\$146,898
January	\$139,486	
February	\$128,481	
March	\$148,968	
April	\$147,167	
May	\$149,508	
June	\$133,642	
TOTAL	\$1,612,779	\$866,760

Solid Waste Hauling Costs



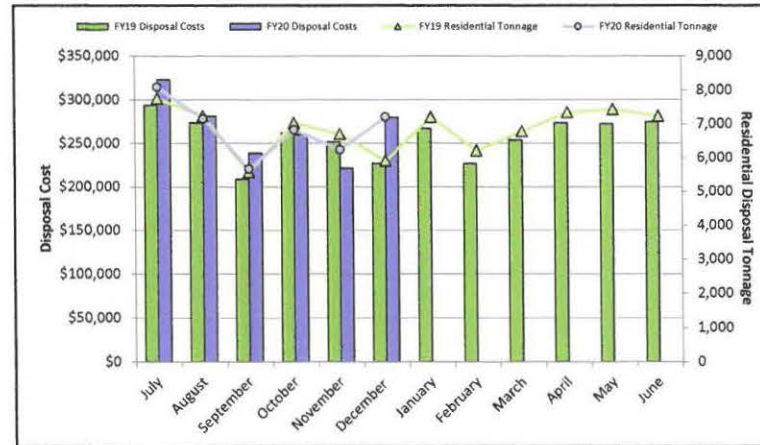
Number of Pulls

Month	FY19 Pulls	FY20 Pulls
July	705	766
August	690	737
September	573	737
October	760	771
November	625	771
December	621	751
January	739	
February	678	
March	792	
April	780	
May	795	
June	709	
TOTAL	8,467	4,533

Solid Waste Disposal Costs

Month	FY19 Disposal Costs	FY20 Disposal Costs
July	\$293,709	\$322,656
August	\$273,473	\$281,302
September	\$208,666	\$238,511
October	\$262,198	\$259,879
November	\$251,376	\$221,011
December	\$226,703	\$279,549
January	\$267,122	
February	\$226,602	
March	\$253,814	
April	\$273,311	
May	\$272,520	
June	\$274,420	
TOTAL	\$3,083,914	\$1,602,908

Solid Waste Disposal Cost



Total County Residential Tonnage Disposal

Month	FY19 Residential Tonnage	FY20 Residential Tonnage
July	7,748	8,085
August	7,231	7,148
September	5,572	5,661
October	7,023	6,824
November	6,703	6,232
December	5,911	7,204
January	7,202	
February	6,206	
March	6,784	
April	7,341	
May	7,429	
June	7,230	
TOTAL	82,380	41,154

Solid Waste Hauling and Disposal Budgets Status

	FY19 Through December	FY20 Through December	FY19 % Expended	FY20 % Expended
Hauling Costs	\$765,527	\$866,760	43%	45%
Disposal Costs	\$1,516,125	\$1,602,908	51%	51%

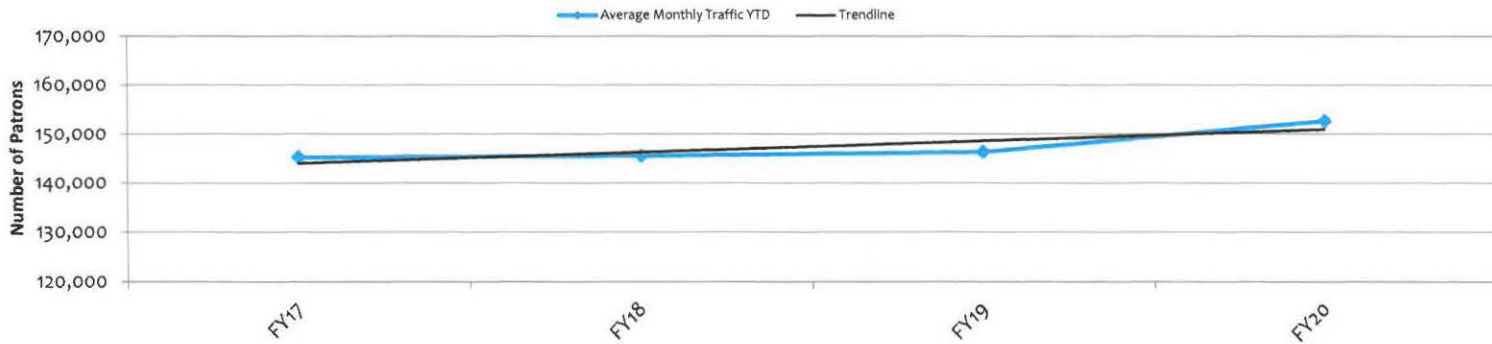
Solid Waste and Recycling Division Monthly Update
 December 19 Fiscal Year 2019
 Distributed to the Solid Waste and Recycling Board of Beaufort County

Monthly Convenience Center Total Traffic Information

	December FY 19	December FY 20
Hilton Head	32,477	32,711
Bluffton	26,213	37,334
Lobeco	6,515	6,369
Sheldon	1,814	2,191
Big Estate	1,258	1,371
Shanklin	11,990	13,090
Gate	13,264	13,752
St. Helena	31,192	31,494
Coffin Point	1,976	2,038
Cuffy	1,457	1,666
Pritchardville	11,168	13,504
Total Traffic for ALL Convenience Centers	139,324	155,520

Note: December FY13 Attendant's Numbers. Shanklin & Pritchardville FY14 Attendant's Numbers

Average Monthly Traffic YTD by Fiscal Year



Solid Waste and Recycling Division Monthly Update

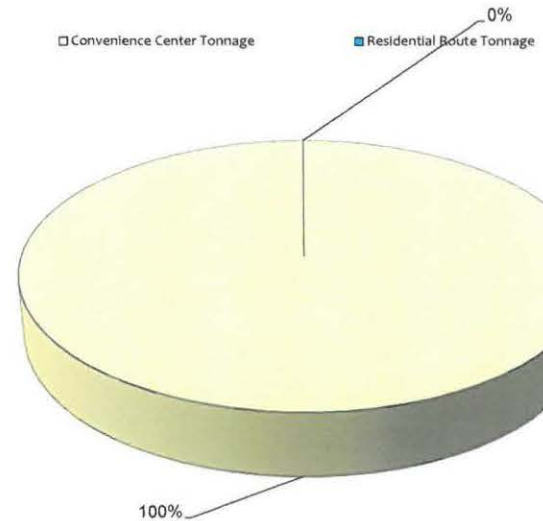
December 19 Fiscal Year 2020

Distributed to the Solid Waste and Recycling Board of Beaufort County

Recycling Activity by Solid Waste District

Solid Waste District	Convenience Center Tonnage	Residential Route Tonnage	Overall County Tonnage by District	Commercial Tonnage
District 1 City of Beaufort		0.00	0.00	0.00
District 2 Town of Port Royal		0.00	0.00	0.00
District 3 Town of Hilton Head	103.87	0.00	103.87	0.00
District 4 Town of Bluffton	116.49	0.00	116.49	0.00
District 5 Sheldon Township	0.00	0.00	0.00	0.00
District 6 Unincorporated Port Royal Island	38.02	0.00	38.02	0.00
Solid Waste District 7 Unincorporated Lady's Island	0.00		0.00	0.00
Solid Waste District 8 St. Helena & Islands East	65.28	0.00	65.28	0.00
Solid Waste District 9 Unincorporated Bluffton Township	26.86	0.00	26.86	0.00
Daufuskie	0.00	0.00	0.00	0.00
OVERALL COUNTY TONNAGE	350.52	0.00	350.52	0.00
COUNTY TONNAGE PLUS NEWSPAPER	48.83			

Monthly Comparison of Residential Recycling Sources



YTD Residential Recycling Tonnage

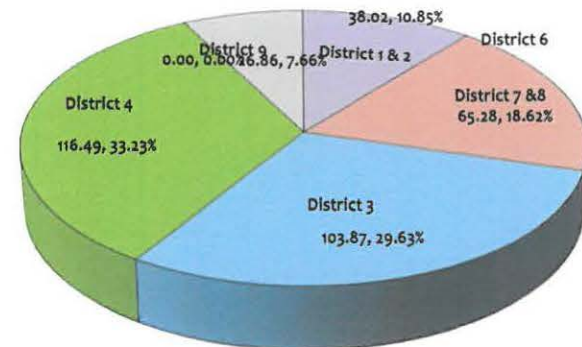
	Convenience Center Tonnage	Residential Route Tonnage	YTD Residential Tonnage
YTD Residential Tonnage	1,754.29	159.48	1,913.77
	223.73		2,137.50

Fiscal Year Overall County Recycling Tonnage & Services Comparison

Month	FY 19 Recycling Tonnage	FY 20 Recycling Tonnage	FY 19 Recycling Services Cost	FY 20 Recycling Services Cost
July	675.83	425.11	\$79,251	\$95,549
August	703.03	376.38	\$76,768	\$96,294
September	499.47	297.47	\$67,356	\$78,075
October	361.04	313.89	\$86,912	\$81,800
November	346.22	325.30	\$78,238	\$93,181
December	400.47	400.21	\$90,313	\$93,537
January	444.59		\$90,058	
February	341.99		\$75,559	
March	406.11		\$87,461	
April	430.93		\$88,900	
May	392.60		\$86,288	
June	402.49		\$84,084	
TOTAL	5,404.77	2,138.36	\$991,188	\$538,436

Residential Tonnage + Newspaper Tonnage NO Commercial Tonnage

Overall County Tonnage Comparison by District



Solid Waste Recycling Budget Status

	FY19 Through December	FY20 Through December	FY19 % Expended YTD	FY20 % Expended YTD
Recycling Services	\$478,838	\$528,436	75%	83%

Solid Waste and Recycling Division Monthly Update
 December 19 Fiscal Year 2020
 Distributed to the Solid Waste and Recycling Board of Beaufort County

Fiscal Year 20 Recycling Revenue						Fiscal Year 20 MRF Credit		
Month/Year	Charleston Steel	GEL	GREIF (formerly Carastar)	Low Country Batteries	Sonoco	Month/Year	Waste Management (MRF) *monthly processing cost/share revenue	Rebate/Balance
Jul-19	\$240.27	-\$1,764.00	\$159.43		\$448.83	Jul-19	\$26,462.20/\$3,048.79	-\$23,413.41
Aug-19		-\$2,548.00	\$240.21	\$64.68	\$99.90	Aug-19	\$29,076.75/\$2,268.03	-\$26,808.72
Sep-19		-\$2,100.00	\$88.58			Sep-19	\$19,983.55/\$2,820.06	-\$17,163.49
Oct-19		-\$2,828.00	\$0.00		\$331.58	Oct-19	\$21,089.16/\$2,764.39	-\$18,324.77
Nov-19	\$1,270.95	-\$2,240.00	\$0.00			Nov-19	\$21,885.23/\$3,226.52	-\$18,658.71
Dec-19		-\$2,296.00				Dec-19	\$24,323.64/\$4,045.52	-\$20,278.12
Jan-20						Jan-20		
Feb-20						Feb-20		
Mar-20						Mar-20		
Apr-20						Apr-20		
May-20						May-20		
Jun-20						Jun-20		
Sub Totals	\$1,511.22	-\$13,776.00	\$488.22	\$64.68	\$880.31	Total	\$142,820.53/\$18,173.31	-\$124,647.22
GRAND TOTAL TO DATE								

-110,831.57

Solid Waste and Recycling Division Monthly Update
 January 20 Fiscal Year 2020
 Distributed to the Solid Waste and Recycling Board of Beaufort County

Solid Waste Overall County Convenience Center Tonnage

	January FY19	January FY20
CLASS 3 WASTE (MSW)	1,844.45	1,835.02
CLASS 2 (C & D)	1,080.63	1,102.89
CLASS 1 (Yard Waste)	677.86	526.42
TOTAL Convenience Center Tonnage	3,602.94	3,464.33
% of All Residential Disposal from CC	50.03%	47.72%

Solid Waste Overall County Residential Route Tonnage

	January FY19	January FY20
CLASS 3 WASTE (MSW)	3,261.88	3,519.92
CLASS 2 (C & D)	0.00	1.00
CLASS 1 (Yard Waste)	336.91	274.33
TOTAL Residential Route Tonnage	3,598.79	3,795.25
% of All Residential Disposal from Residential Route	49.97%	52.28%

Overall Solid Waste Activity by Solid Waste District

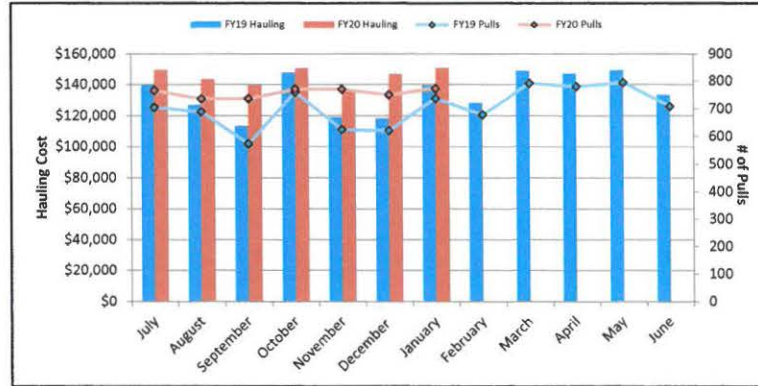
Solid Waste District	CLASS 3 WASTE (MSW)	CLASS 2 WASTE (C & D)	CLASS 1 WASTE (Yard)	Total District Tonnage
District 1 City of Beaufort	398.26	0.91	98.09	497.26
District 2 Town of Port Royal	150.47	0.00	170.72	321.19
District 3 Town of Hilton Head	1,516.40	324.91	164.50	2,005.81
District 4 Town of Bluffton	489.71	269.93	134.42	894.06
District 5 Sheldon Township	95.50	27.14	3.50	126.14
District 6 Unincorporated Port Royal Island	540.26	198.04	66.50	804.80
District 7 Unincorporated Lady's Island	283.90	0.00	5.52	289.42
District 8 St. Helena & Islands East	394.47	210.18	122.50	727.15
District 9 Unincorporated Bluffton Township	1,464.55	54.58	35.00	1,554.13
Daufuskie	21.42	18.20	0.00	39.62
MONTHLY OVERALL COUNTY TONNAGE	5,354.94	1,103.89	800.75	7,259.58
YTD OVERALL COUNTY TONNAGE	36,138.21	6,664.20	5,611.32	48,413.73

Solid Waste and Recycling Division Monthly Update
 January 20 Fiscal Year 2020
 Distributed to the Solid Waste and Recycling Board of Beaufort County

Solid Waste Hauling Costs

Month	FY19 Hauling	FY20 Hauling
July	\$140,004	\$149,635
August	\$126,997	\$143,339
September	\$113,508	\$140,191
October	\$147,836	\$150,634
November	\$118,951	\$136,063
December	\$118,231	\$146,898
January	\$139,486	\$150,821
February	\$128,481	
March	\$148,968	
April	\$147,167	
May	\$149,508	
June	\$133,642	
TOTAL	\$1,612,779	\$1,017,581

Solid Waste Hauling Costs



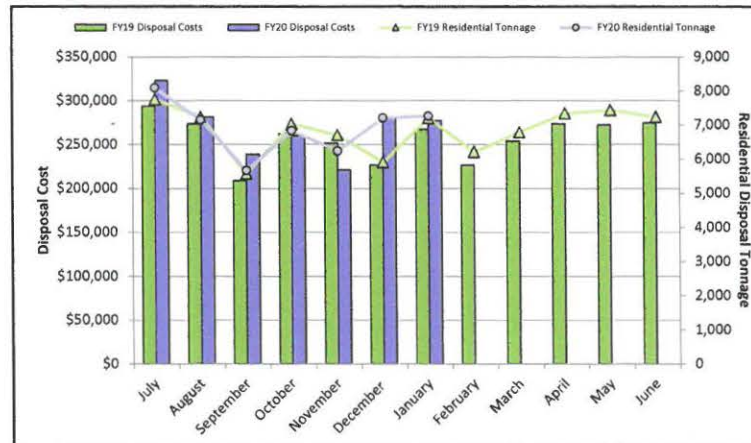
Number of Pulls

Month	FY19 Pulls	FY20 Pulls
July	705	766
August	690	737
September	573	737
October	760	771
November	625	771
December	621	751
January	739	774
February	678	
March	792	
April	780	
May	795	
June	709	
TOTAL	8,467	5,307

Solid Waste Disposal Costs

Month	FY19 Disposal Costs	FY20 Disposal Costs
July	\$293,709	\$322,656
August	\$273,473	\$281,302
September	\$208,666	\$238,511
October	\$262,198	\$259,879
November	\$251,376	\$221,011
December	\$226,703	\$279,549
January	\$267,122	\$277,022
February	\$226,602	
March	\$253,814	
April	\$273,311	
May	\$272,520	
June	\$274,420	
TOTAL	\$3,083,914	\$1,879,930

Solid Waste Disposal Cost



Total County Residential Tonnage Disposal

Month	FY19 Residential Tonnage	FY20 Residential Tonnage
July	7,748	8,085
August	7,231	7,148
September	5,572	5,661
October	7,023	6,824
November	6,703	6,232
December	5,911	7,204
January	7,202	7,260
February	6,206	
March	6,784	
April	7,341	
May	7,429	
June	7,230	
TOTAL	82,380	48,414

Solid Waste Hauling and Disposal Budgets Status

	FY19 Through January	FY20 Through January	FY19 % Expended	FY20 % Expended
Hauling Costs	\$905,013	\$1,017,581	50%	53%
Disposal Costs	\$1,783,247	\$1,879,930	60%	60%

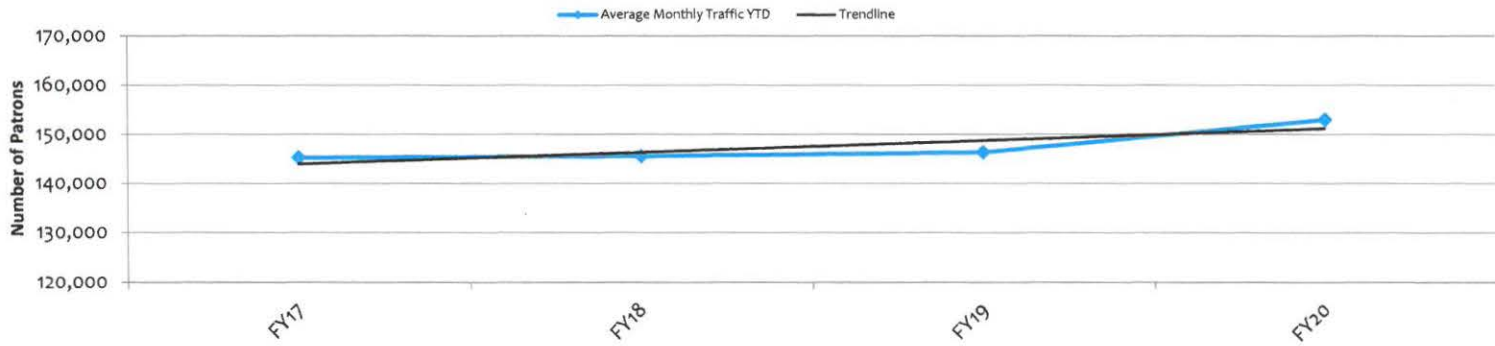
Solid Waste and Recycling Division Monthly Update
 January 20 Fiscal Year 2019
 Distributed to the Solid Waste and Recycling Board of Beaufort County

Monthly Convenience Center Total Traffic Information

	January FY 19	January FY 20
Hilton Head	31,531	38,467
Bluffton	21,916	37,878
Lobeco	6,076	6,115
Sheldon	2,034	2,096
Big Estate	1,214	1,388
Shanklin	11,542	12,309
Gate	12,069	12,948
St. Helena	27,209	27,286
Coffin Point	2,082	1,794
Cuffy	1,542	1,597
Pritchardville	10,560	13,055
Total Traffic for ALL Convenience Centers	127,775	154,933

Note: December FY13 Attendant's Numbers. Shanklin & Pritchardville FY14 Attendant's Numbers

Average Monthly Traffic YTD by Fiscal Year

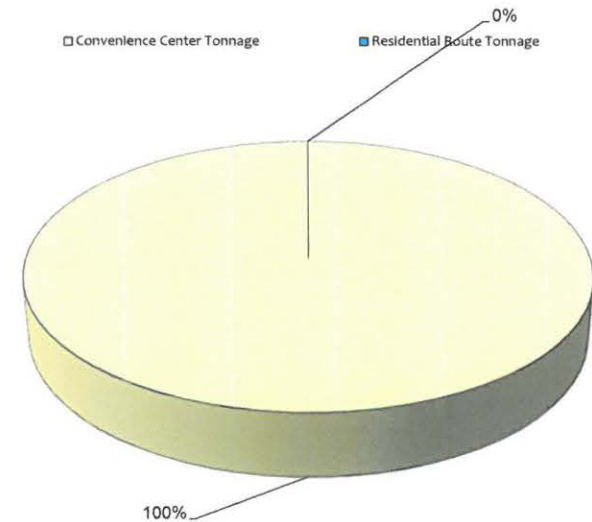


Solid Waste and Recycling Division Monthly Update
January 20 Fiscal Year 2020
Distributed to the Solid Waste and Recycling Board of Beaufort County

Recycling Activity by Solid Waste District

Solid Waste District	Convenience Center Tonnage	Residential Route Tonnage	Overall County Tonnage by District	Commercial Tonnage
District 1 City of Beaufort		0.00	0.00	0.00
District 2 Town of Port Royal		0.00	0.00	0.00
District 3 Town of Hilton Head	114.49	0.00	114.49	0.00
District 4 Town of Bluffton	96.35	0.00	96.35	0.00
District 5 Sheldon Township	0.00	0.00	0.00	0.00
District 6 Unincorporated Port Royal Island	22.89	0.00	22.89	0.00
Solid Waste District 7 Unincorporated Lady's Island	0.00	0.00	0.00	0.00
Solid Waste District 8 St. Helena & Islands East	47.31	0.00	47.31	0.00
Solid Waste District 9 Unincorporated Bluffton Township	26.84	0.00	26.84	0.00
Daufuskie	0.00	0.00	0.00	0.00
OVERALL COUNTY TONNAGE	307.88	0.00	307.88	0.00
COUNTY TONNAGE PLUS NEWSPAPER	38.10			

Monthly Comparison of Residential Recycling Sources



YTD Residential Recycling Tonnage

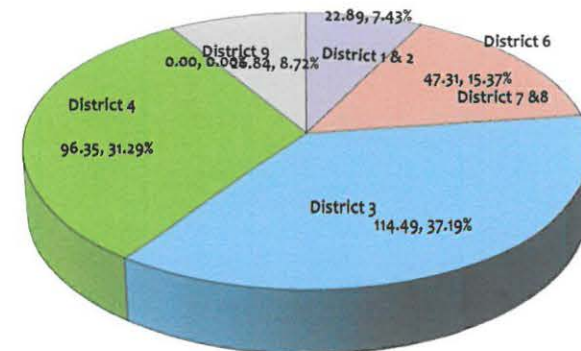
	Convenience Center Tonnage	Residential Route Tonnage	YTD Residential Tonnage
YTD Residential Tonnage	2,062.17	159.48	2,221.65
	261.83		2,483.48

Fiscal Year Overall County Recycling Tonnage & Services Comparison

Month	FY 19 Recycling Tonnage	FY 20 Recycling Tonnage	FY 19 Recycling Services Cost	FY 20 Recycling Services Cost
July	675.83	425.11	\$79,251	\$95,549
August	703.03	376.38	\$76,768	\$96,294
September	499.47	297.47	\$67,356	\$78,075
October	361.04	313.89	\$86,912	\$81,800
November	346.22	325.30	\$78,238	\$93,181
December	400.47	400.21	\$90,313	\$93,537
January	444.59	345.98	\$90,058	\$93,119
February	341.99		\$75,559	
March	406.11		\$87,461	
April	430.93		\$88,900	
May	392.60		\$86,288	
June	402.49		\$84,084	
TOTAL	5,404.77	2,484.34	\$991,188	\$631,555

Residential Tonnage + Newspaper Tonnage NO Commercial Tonnage

Overall County Tonnage Comparison by District



Solid Waste Recycling Budget Status

	FY19 Through January	FY20 Through January	FY19 % Expended YTD	FY20 % Expended YTD
Recycling Services	\$568,896	\$621,555	89%	97%

Solid Waste and Recycling Division Monthly Update
 January 20 Fiscal Year 2020
 Distributed to the Solid Waste and Recycling Board of Beaufort County

Fiscal Year 20 Recycling Revenue						Fiscal Year 20 MRF Credit		
Month/Year	Charleston Steel	GEL	GREIF (formerly Caraustar)	Low Country Batteries	Sonoco	Month/Year	Waste Management (MRF) *monthly processing cost/share revenue	Rebate/Balance
Jul-19	\$240.27	-\$1,764.00	\$159.43		\$448.83	Jul-19	\$26,462.20/\$3,048.79	-\$23,413.41
Aug-19		-\$2,548.00	\$240.21	\$64.68	\$99.90	Aug-19	\$29,076.75/\$2,268.03	-\$26,808.72
Sep-19		-\$2,100.00	\$88.58			Sep-19	\$19,983.55/\$2,820.06	-\$17,163.49
Oct-19		-\$2,828.00	\$0.00		\$331.58	Oct-19	\$21,089.16/\$2,764.39	-\$18,324.77
Nov-19	\$1,270.95	-\$2,240.00	\$0.00			Nov-19	\$21,885.23/\$3,226.52	-\$18,658.71
Dec-19		-\$2,296.00	\$0.00			Dec-19	\$24,323.64/\$4,045.52	-\$20,278.12
Jan-20		-\$2,548.00	\$0.00		\$170.13	Jan-20	\$23,294.84/\$2,888.98	-\$20,405.86
Feb-20						Feb-20		
Mar-20						Mar-20		
Apr-20						Apr-20		
May-20						May-20		
Jun-20						Jun-20		
Sub Totals	\$1,511.22	-\$16,324.00	\$488.22	\$64.68	\$1,050.44	Total	\$166,115.37/\$21,062.29	-\$145,053.08
GRAND TOTAL TO DATE								

Solid Waste and Recycling Division Monthly Update
 February 20 Fiscal Year 2020
 Distributed to the Solid Waste and Recycling Board of Beaufort County

Solid Waste Overall County Convenience Center Tonnage

	February FY19	February FY20
CLASS 3 WASTE (MSW)	1,505.30	1,615.84
CLASS 2 (C & D)	1,088.07	981.69
CLASS 1 (Yard Waste)	540.60	483.00
TOTAL Convenience Center Tonnage	3,133.97	3,080.53
% of All Residential Disposal from CC	50.50%	49.53%

Solid Waste Overall County Residential Route Tonnage

	February FY19	February FY20
CLASS 3 WASTE (MSW)	2,710.28	2,923.96
CLASS 2 (C & D)	2.15	1.45
CLASS 1 (Yard Waste)	360.01	213.48
TOTAL Residential Route Tonnage	3,072.44	3,138.89
% of All Residential Disposal from Residential Route	49.50%	50.47%

Overall Solid Waste Activity by Solid Waste District

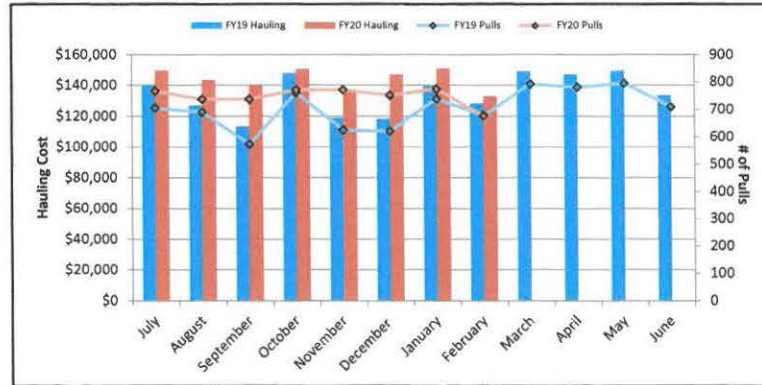
Solid Waste District	CLASS 3 WASTE (MSW)	CLASS 2 WASTE (C & D)	CLASS 1 WASTE (Yard)	Total District Tonnage
District 1 City of Beaufort	334.81	0.00	50.74	385.55
District 2 Town of Port Royal	132.17	0.00	162.74	294.91
District 3 Town of Hilton Head	1,349.88	251.15	143.50	1,744.53
District 4 Town of Bluffton	428.57	244.67	126.00	799.24
District 5 Sheldon Township	104.04	18.02	0.00	122.06
District 6 Unincorporated Port Royal Island	458.22	191.18	66.50	715.90
District 7 Unincorporated Lady's Island	219.99	0.00	0.00	219.99
District 8 St. Helena & Islands East	365.44	175.98	119.00	660.42
District 9 Unincorporated Bluffton Township	1,130.00	63.31	28.00	1,221.31
Daufuskie	16.68	38.83	0.00	55.51
MONTHLY OVERALL COUNTY TONNAGE	4,539.80	983.14	696.48	6,219.42
YTD OVERALL COUNTY TONNAGE	40,678.01	7,647.34	6,307.80	54,633.15

Solid Waste and Recycling Division Monthly Update
February 20 Fiscal Year 2020
Distributed to the Solid Waste and Recycling Board of Beaufort County

Solid Waste Hauling Costs

Month	FY19 Hauling	FY20 Hauling
July	\$140,004	\$149,635
August	\$126,997	\$143,339
September	\$113,508	\$140,191
October	\$147,836	\$150,634
November	\$118,951	\$136,063
December	\$118,231	\$146,898
January	\$139,486	\$150,821
February	\$128,481	\$132,887
March	\$148,968	
April	\$147,167	
May	\$149,508	
June	\$133,642	
TOTAL	\$1,612,779	\$1,150,468

Solid Waste Hauling Costs



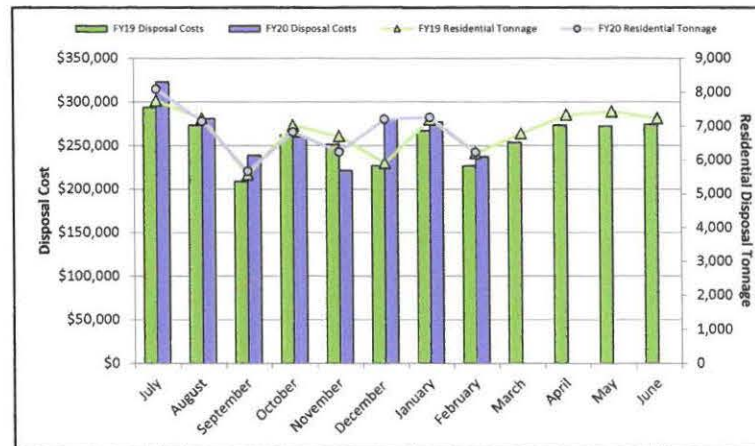
Number of Pulls

Month	FY19 Pulls	FY20 Pulls
July	705	766
August	690	737
September	573	737
October	760	771
November	625	771
December	621	751
January	739	774
February	678	676
March	792	
April	780	
May	795	
June	709	
TOTAL	8,467	5,983

Solid Waste Disposal Costs

Month	FY19 Disposal Costs	FY20 Disposal Costs
July	\$293,709	\$322,656
August	\$273,473	\$281,302
September	\$208,666	\$238,511
October	\$262,198	\$259,879
November	\$251,376	\$221,011
December	\$226,703	\$279,549
January	\$267,122	\$277,022
February	\$226,602	\$237,064
March	\$253,814	
April	\$273,311	
May	\$272,520	
June	\$274,420	
TOTAL	\$3,083,914	\$2,116,994

Solid Waste Disposal Cost



Total County Residential Tonnage Disposal

Month	FY19 Residential Tonnage	FY20 Residential Tonnage
July	7,748	8,085
August	7,231	7,148
September	5,572	5,661
October	7,023	6,824
November	6,703	6,232
December	5,911	7,204
January	7,202	7,260
February	6,206	6,219
March	6,784	
April	7,341	
May	7,429	
June	7,230	
TOTAL	82,380	54,633

Solid Waste Hauling and Disposal Budgets Status

	FY19 Through February	FY20 Through February	FY19 % Expended	FY20 % Expended
Hauling Costs	\$1,033,494	\$1,150,468	57%	60%
Disposal Costs	\$2,009,849	\$2,116,994	68%	68%

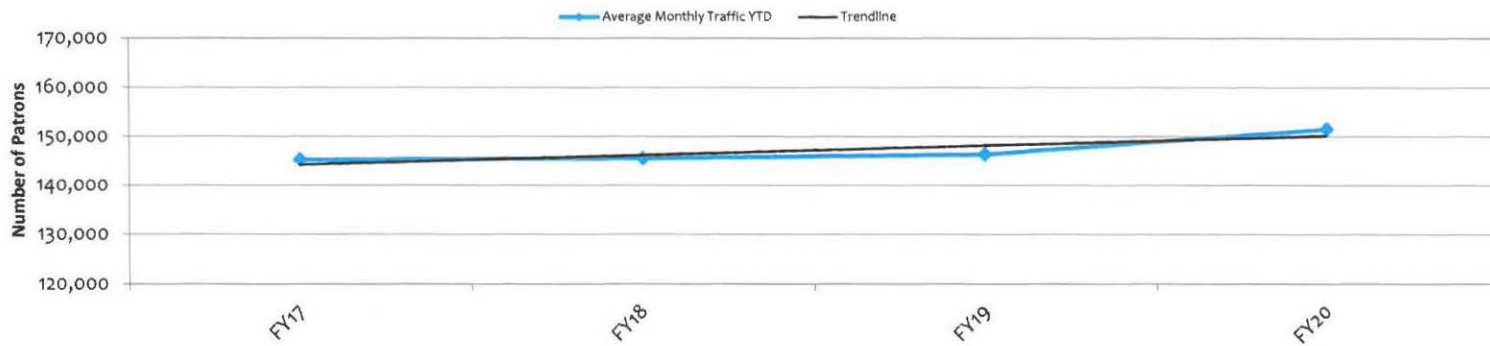
Solid Waste and Recycling Division Monthly Update
 February 20 Fiscal Year 2019
 Distributed to the Solid Waste and Recycling Board of Beaufort County

Monthly Convenience Center Total Traffic Information

	February FY 19	February FY 20
Hilton Head	30,136	36,860
Bluffton	34,421	33,775
Lobeco	6,075	5,437
Sheldon	1,768	2,027
Big Estate	1,104	1,241
Shanklin	11,095	11,930
Gate	12,020	12,663
St. Helena	28,656	22,030
Coffin Point	1,726	1,888
Cuffy	1,387	1,667
Pritchardville	10,028	11,624
Total Traffic for ALL Convenience Centers	138,416	141,142

Note: December FY13 Attendant's Numbers. Shanklin & Pritchardville FY14 Attendant's Numbers

Average Monthly Traffic YTD by Fiscal Year

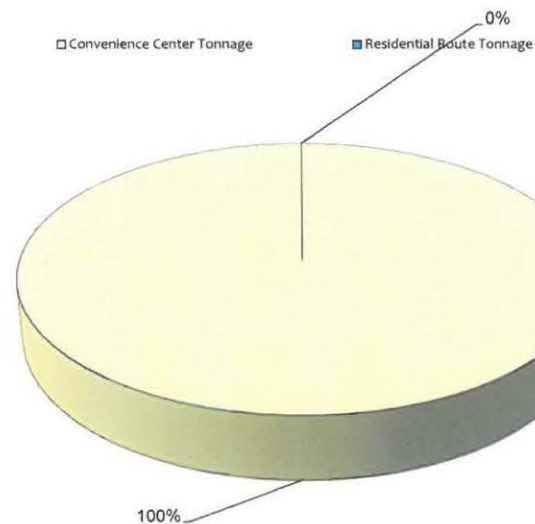


Solid Waste and Recycling Division Monthly Update
February 20 Fiscal Year 2020
Distributed to the Solid Waste and Recycling Board of Beaufort County

Recycling Activity by Solid Waste District

Solid Waste District	Convenience Center Tonnage	Residential Route Tonnage	Overall County Tonnage by District	Commercial Tonnage
District 1 City of Beaufort		0.00	0.00	0.00
District 2 Town of Port Royal		0.00	0.00	0.00
District 3 Town of Hilton Head	99.93	0.00	99.93	0.00
District 4 Town of Bluffton	91.66	0.00	91.66	0.00
District 5 Sheldon Township	0.00	0.00	0.00	0.00
District 6 Unincorporated Port Royal Island	23.87	0.00	23.87	0.00
Solid Waste District 7 Unincorporated Lady's Island	0.00		0.00	0.00
Solid Waste District 8 St. Helena & Islands East	41.96	0.00	41.96	0.00
Solid Waste District 9 Unincorporated Bluffton Township	18.75	0.00	18.75	0.00
Daufuskie	0.00	0.00	0.00	0.00
OVERALL COUNTY TONNAGE	276.17	0.00	276.17	0.00
COUNTY TONNAGE PLUS NEWSPAPER	36.20			

Monthly Comparison of Residential Recycling Sources



YTD Residential Recycling Tonnage

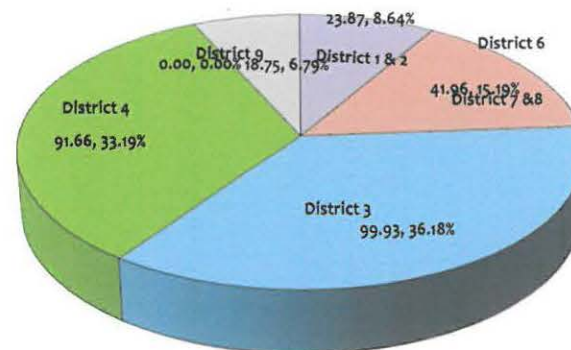
	Convenience Center Tonnage	Residential Route Tonnage	YTD Residential Tonnage
YTD Residential Tonnage	2,338.34	159.48	2,497.82
	298.03		2,795.85

Fiscal Year Overall County Recycling Tonnage & Services Comparison

Month	FY 19 Recycling Tonnage	FY 20 Recycling Tonnage	FY 19 Recycling Services Cost	FY 20 Recycling Services Cost
July	675.83	425.11	\$79,251	\$95,549
August	703.03	376.38	\$76,768	\$96,294
September	499.47	297.47	\$67,356	\$78,075
October	361.04	313.89	\$86,912	\$81,800
November	346.22	325.30	\$78,238	\$93,181
December	400.47	400.21	\$90,313	\$93,537
January	444.59	345.98	\$90,058	\$93,119
February	341.99	312.37	\$75,559	\$82,589
March	406.11		\$87,461	
April	430.93		\$88,900	
May	392.60		\$86,288	
June	402.49		\$84,084	
TOTAL	5,404.77	2,796.71	\$991,188	\$714,144

Residential Tonnage + Newspaper Tonnage NO Commercial Tonnage

Overall County Tonnage Comparison by District



Solid Waste Recycling Budget Status

	FY19 Through February	FY20 Through February	FY19 % Expended YTD	FY20 % Expended YTD
Recycling Services	\$644,455	\$704,144	101%	110%

Solid Waste and Recycling Division Monthly Update
 February 20 Fiscal Year 2020
 Distributed to the Solid Waste and Recycling Board of Beaufort County

Fiscal Year 20 Recycling Revenue						Fiscal Year 20 MRF Credit		
Month/Year	Charleston Steel	GEL	GREIF (formerly Carastar)	Low Country Batteries	Sonoco	Month/Year	Waste Management (MRF) *monthly processing cost/share revenue	Rebate/Balance
Jul-19	\$240.27	-\$1,764.00	\$159.43		\$448.83	Jul-19	\$26,462.20/\$3,048.79	-\$23,413.41
Aug-19		-\$2,548.00	\$240.21	\$64.68	\$99.90	Aug-19	\$29,076.75/\$2,268.03	-\$26,808.72
Sep-19		-\$2,100.00	\$88.58			Sep-19	\$19,983.55/\$2,820.06	-\$17,163.49
Oct-19		-\$2,828.00	\$0.00		\$331.58	Oct-19	\$21,089.16/\$2,764.39	-\$18,324.77
Nov-19	\$1,270.95	-\$2,240.00	\$0.00			Nov-19	\$21,885.23/\$3,226.52	-\$18,658.71
Dec-19		-\$2,296.00	\$0.00			Dec-19	\$24,323.64/\$4,045.52	-\$20,278.12
Jan-20		-\$2,548.00	\$0.00		\$170.13	Jan-20	\$23,294.84/\$2,888.98	-\$20,405.86
Feb-20		-\$2,184.00	\$0.00		\$71.00	Feb-20	\$19,291.51/\$2,729.55	-\$16,561.96
Mar-20						Mar-20		
Apr-20						Apr-20		
May-20						May-20		
Jun-20						Jun-20		
Sub Totals	\$1,511.22	-\$18,508.00	\$488.22	\$64.68	\$1,121.44	Total	\$185,406.88/\$23,791.84	-\$161,615.04
GRAND TOTAL TO DATE					-\$19,371.44			