



Beaufort County
Solid Waste and Recycling Board
Thursday, May 23, 2019
2:00 p.m.
Executive Board Room, Administration Building
100 Ribaut Road, Beaufort
843.255.2745



In accordance with South Carolina Code of Laws, 1976, Section 30-4-80(d), as amended, all local media was duly notified of the time, date, place and agenda of this meeting.

1. CALL TO ORDER 2:00 pm
 - A. Approval of Agenda
 - B. Approval of Minutes – January 24, 2019 ([backup](#))
 - C. Approval of Minutes – February 22, 2019 ([backup](#))
 - D. Approval of Minutes – March 28, 2019 ([backup](#))
2. INTRODUCTIONS
3. PUBLIC COMMENT
4. REPORTS FROM BOARD REGARDING MEETINGS WITH COUNCIL MEMBERS (All)
5. REPORTS
 - A. Solid Waste and Recycling Division Monthly Report March 19 FY19 ([backup](#))
 - B. Solid Waste and Recycling Division Monthly Report April 19 FY19 ([backup](#))
 - C. Recycling Coordinator – Ashley Jenkins
 1. Shred (Beaufort) 4/6/19
 2. Electronics (both locations) –5/18/19
 3. Shred – upcoming 6/8/19 (Bluffton)
 4. Summer highlights (vehicle, billboards, rack cards, classes)
 - D. Volunteer Coordinator – Caroline Dolbey
 1. Adopt-A-Highway Annual Awards Ceremony (May 7, 2019)
 - E. Litter Control – Artrell Horne
 1. Regional Clean-Up 4/22/19
6. UNFINISHED BUSINESS
 - A. Election of Chairman
7. NEW BUSINESS
 - A. Future Plans
 - B. Board Requests
8. PUBLIC COMMENT
9. ADJOURNMENT
 - A. Next Meeting, July 25, 2019, Executive Board Room, Administration Building, 100 Ribaut Road 2:00 p.m.



Beaufort County Solid Waste and Recycling Board Meeting
Thursday, January 24, 2019 2:00 pm
Executive Conference Room

Attendees:

David R. Uehling, VChair, District 6 Representative
Kim Corley, District 8 Representative
Sally Dennis, District 7 Representative
Lawrence Bryan, District 5 Representative
Derrick Coaxum, District 4 Representative (Ex-Officio)
Neil Desai, District 1 Representative (Ex-Officio)
Chris Vaigneur, MCAS Liaison
Richard Threat, SC DHEC Liaison
Dave Wilhelm, Public Works Director
Cindy Carter, Solid Waste and Recycling
Ashley Jenkins, Solid Waste and Recycling
Caroline Jordan Dolbey, Solid Waste and Recycling
Artrell Horne, Litter Control

Absentees:

Vacant, District 9 Representative
Mike Bennett, District 3 Representative (Ex-Officio)
Jennifer Sharp, District 2 Representative (Ex-Officio)
Brad Woods, MCRD Liaison

Guests Attending:

Jake Lewis, May River Disposal

1. **Call to Order:** Vice-Chairman Uehling called the meeting to order at 2:00 pm.
 - A. **Agenda:** Vice-Chairman Uehling requested a motion to approve the agenda. Ms. Corley motioned. Mr. Coaxum seconded. All approved the agenda.
 - B. **Minutes:** Vice-Chairman Uehling requested a motion to approve the December 6, 2018 minutes. Ms. Dennis motioned. Ms. Corley seconded. All approved the minutes.
2. **Introductions:** All attendees introduced themselves.
3. **Public Comment:** There was no public comment.
4. **Reports from Board regarding meetings with Council Members:** There were no reports.
5. **Reports:**
 - A. **SW&R Monthly Reports – November and December 2018:**
 - Ms. Carter reported on November and December data but concentrated on mid-year information. Residential and Convenience Center waste currently 50/50 split
 - Tonnage for FY19 at 6-month mark = 40,188 (1,020 tons over mid-point FY18)
 - Hauling 0.38% higher than last year at this time; disposal increase 6.33%
 - Ms. Carter reported budget expenditures for the first half of the year were 50% hauling and 51% disposal
 - Convenience Center traffic averages remain between 140K and 150K
 - Residential recycling = 3,373 tons; 8% of waste generated
 - Recycling processing is an expense (vs revenue). Market continues to struggle
 - Residents must “Recycling Right” moving forward

B. Recycling Coordinator:

- Ms. Jenkins reported 958 vehicles during the 12/8/18 electronics event generating 84.79 tons. This was less count but an increase in tonnage
- January 12th Shred event in Bluffton = 588 vehicles
- Next electronic recycling – both locations – 2/16/19
- VChair Uehling asked if events are revenue or costs – Costs for county

C. Volunteer Coordinator:

- Ms. Dolbey reported 2018 end-of-year Adopt-A-Highway data: currently 100 groups
- 88,815 pounds of litter collected by AAH in 2018; 6,000 orange bags filled

D. Litter Control:

- Mr. Horne reported 2018 end-of-year Litter Report data
- Adopt-A-Highway, Day Watch, Public Works and Events are included
- Over the last three years, there has been a 64.7% increase; Litter Team impact
- Day Watch (Detention Center) may be moving to Public Works for assigned areas

6. Unfinished Business:

A. Curbside Waste and Recycling Collection: Ordinance Revision

- Mr. Wilhelm confirmed 6 RFP proposals received. Interviews completed. Recommendation letter pending. Anticipate Public Facilities meeting on March 4 for presentation. If needed, a special SW&R meeting could be scheduled or members called for input/comment. Ms. Corley inquired on the options (A or B) of the Ordinance for revision

7. New Business:

A. Board Requests: There were no Board requests. Mr. Wilhelm did mention that Palmetto Pride has been impressed with our recent events (Fall Litter clean-up) and there is interest in a larger event in the Spring that could include Beaufort, Jasper and Hampton counties

8. Public Comment: There was no public comment. Mr. Horne commended the municipalities present with the ‘awesome job with litter’ that was ongoing

9. Adjournment: – The meeting ended at 2:25 pm. The next regular Board meeting will be held March 28, 2019, in the Executive Conference Room, Administration Building, 2:00 pm.



Beaufort County Solid Waste and Recycling Board Meeting Friday, February 22, 2019 10:00 am Executive Conference Room

Attendees:

David R. Uehling, VChair, District 6 Representative
Kim Corley, District 8 Representative
Sally Dennis, District 7 Representative
Lawrence Bryan, District 5 Representative
Derrick Coaxum, District 4 Representative (Ex-Officio)
Mike Bennett, District 3 Representative (Ex-Officio)
Jennifer Sharp, District 2 Representative (Ex-Officio)
Lamar Taylor, District 1 Representative (Ex-Officio)
Dave Wilhelm, Public Works Director
John Miller, Public Works Operations Manager
Cindy Carter, Solid Waste and Recycling
Cynthia Martin, Public Works

Absentees:

Vacant, District 9 Representative
Chris Vaigneur, MCAS Liaison
Brad Woods, MCRD Liaison
Richard Threat, SC DHEC Liaison

Guests Attending:

Councilman York Glover
Councilman Stu Rodman
Chris Inglese, County Attorney
Tanner Powell, Public Works

1. **Call to Order:** Vice-Chairman Uehling called the meeting to order at 10:00 am.
2. **Introductions:** All attendees introduced themselves.
3. **Approval of Agenda:** Vice-Chairman requested a motion to approve the agenda. Mr. Bennett motioned. Ms. Corley seconded. All approved the agenda.
4. **Public Comment:** There was no public comment.
5. **Presentation – Curbside Collection:** Mr. Wilhelm and Ms. Carter presented information concerning Curbside Collection in Unincorporated Beaufort County:
 - No specific details in Public Session. Executive Session opportunity if needed
 - Convenience Centers are aging, we have an increase in population, not in compliance with stormwater regulations, significant costs for upgrade and can't control abuse
 - Council Resolution 2016/9 directive
 - Solid Waste Districts are different than Council Districts (maps)
 - RFP 100418 posted 8/1/18. Mandatory pre-meeting well attended. Extension to RFP103118. Q&A posted. 6 proposals. 5 interviews. Evaluation team selected hauler
 - Estimated cost = \$6.2 million for weekly waste and recycle collection
 - Some savings per Centers closed; net \$4.5 million anticipated
 - Description of potential enterprise fund with two tiers (disposal and collection)
 - Harms and Benefits presented with Other Concerns
 - Escalating budget timeline presented. Curbside will not lower overall costs

Open discussion from attendees present. Raising taxes and harm to some small business an issue. Recycling incentive an issue. We cannot keep 'kicking the can' but we might need to evaluate options before curbside, such as transfer options.

Vice-Chairman Uehling motioned to go into Executive Session. No votes were unanimous that Executive Session was not needed.

Vice-Chairman Uehling called for a vote – ‘Yes’ for Curbside to be awarded to RFP hauler selected. ‘No’ to research program options and not to proceed with Curbside award at this time. All voting Board members voted no [4-0]. Recommendation not to proceed was signed for Public Facilities.

6. **Executive Session:** There was no request for an Executive Session.
7. **Matters Arising Out of Executive Session:** There was no Executive Session. However, Ms. Sharp advised the Board of Senate Subcommittee Meeting 2/27/2019 concerning S.394.
8. **Adjournment:** The meeting ended at 10:59 am. The next regular Board meeting will be held March 28, 2019 in the Executive Conference Room, Administration Building, 2:00 pm.



Beaufort County Solid Waste and Recycling Board Meeting
Thursday, March 28, 2019 2:00 pm
Executive Conference Room

Attendees:

Randy Boehme, District 9 Representative
Sally Dennis, District 7 Representative
Lawrence Bryan, District 5 Representative
Derrick Coaxum, District 4 Representative (Ex-Officio)
Mike Bennett, District 3 Representative (Ex-Officio)
Jennifer Sharp, District 2 Representative (Ex-Officio)
Neil Desai, District 1 Representative (Ex-Officio)
Brad Woods, MCRD Liaison
Richard Threat, SC DHEC Liaison
Dave Wilhelm, Public Works Director
Cindy Carter, Solid Waste and Recycling
Artrell Horne, Solid Waste and Recycling

Absentees:

David R. Uehling, VChair, District 6 Representative
Kim Corley, District 8 Representative
Chris Vaigneur, MCAS Liaison

Guests Attending:

Councilman York Glover

Due to lack of a Chairperson or Vice Chairperson, Dave Wilhelm moderated the meeting that began at 2:01pm. Reports were delivered for information only. The information was televised for viewing opportunities for those absent and the public. The meeting adjourned at 2:42pm. The next regular board meeting will be Thursday, May 23, 2019 in the Executive Conference Room.

Solid Waste and Recycling Division Monthly Update
 March 19 Fiscal Year 2019
 Distributed to the Solid Waste and Recycling Board of Beaufort County

Solid Waste Overall County Convenience Center Tonnage		
	March FY18	March FY19
CLASS 3 WASTE (MSW)	1,656.58	1,876.00
CLASS 2 (C & D)	1,108.27	958.30
CLASS 1 (Yard Waste)	496.30	591.59
TOTAL Convenience Center Tonnage	3,261.15	3,425.89
% of All Residential Disposal from CC	49.27%	50.50%

Solid Waste Overall County Residential Route Tonnage		
	March FY18	March FY19
CLASS 3 WASTE (MSW)	3,030.59	3,001.75
CLASS 2 (C & D)	0.35	1.45
CLASS 1 (Yard Waste)	326.64	354.80
TOTAL Residential Route Tonnage	3,357.58	3,358.00
% of All Residential Disposal from Residential Route	50.73%	49.50%

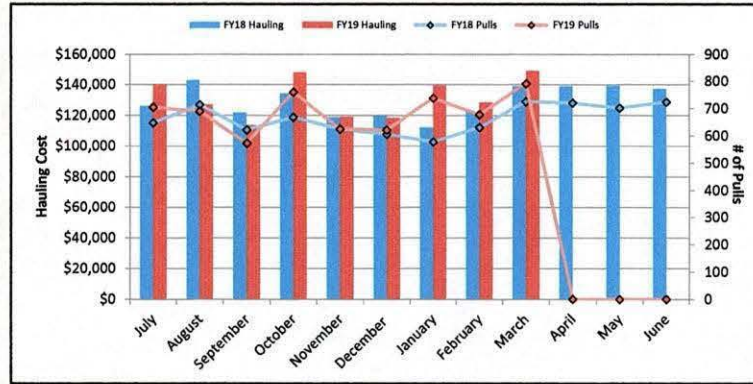
Overall Solid Waste Activity by Solid Waste District				
Solid Waste District	CLASS 3 WASTE (MSW)	CLASS 2 WASTE (C & D)	CLASS 1 WASTE (Yard)	Total District Tonnage
District 1 City of Beaufort	223.64	0.00	151.23	374.87
District 2 Town of Port Royal	97.42	0.00	203.57	300.99
District 3 Town of Hilton Head	1,416.61	240.96	168.00	1,825.57
District 4 Town of Bluffton	443.61	289.22	163.89	896.72
District 5 Sheldon Township	131.46	22.90	3.50	157.86
District 6 Unincorporated Port Royal Island	527.78	166.00	95.20	788.98
District 7 Unincorporated Lady's Island	293.93	0.00	0.00	293.93
District 8 St. Helena & Islands East	415.10	170.72	133.00	718.82
District 9 Unincorporated Bluffton Township	1,301.49	69.95	28.00	1,399.44
Daufuskie	26.71	0.00	0.00	26.71
MONTHLY OVERALL COUNTY TONNAGE	4,877.75	959.75	946.39	6,783.89
YTD OVERALL COUNTY TONNAGE	44,174.71	8,537.96	7,667.53	60,380.20

Solid Waste and Recycling Division Monthly Update
 March 2019 Fiscal Year 2019
 Distributed to the Solid Waste and Recycling Board of Beaufort County

Solid Waste Hauling Costs

Month	FY18 Hauling	FY19 Hauling
July	\$126,057	\$140,004
August	\$143,043	\$126,997
September	\$121,682	\$113,508
October	\$134,116	\$147,836
November	\$118,700	\$118,951
December	\$119,759	\$118,231
January	\$112,054	\$139,486
February	\$122,381	\$128,481
March	\$139,006	\$148,968
April	\$139,007	\$0
May	\$139,190	\$0
June	\$137,454	\$0
TOTAL	\$1,552,449	\$1,182,462

Solid Waste Hauling Costs



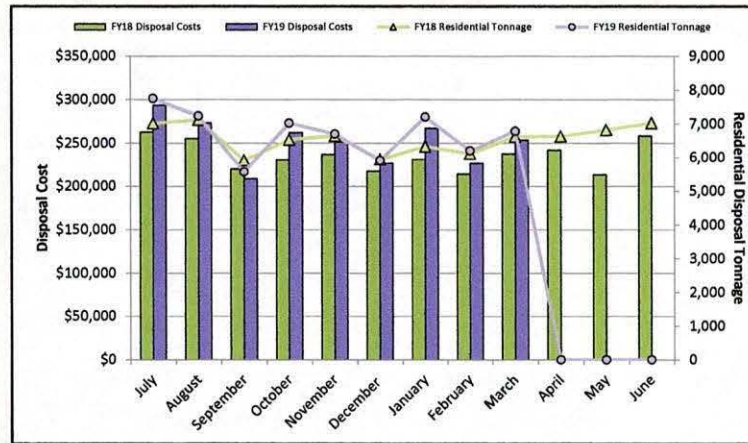
Number of Pulls

Month	FY18 Pulls	FY19 Pulls
July	648	705
August	714	690
September	622	573
October	668	760
November	625	625
December	606	621
January	578	739
February	631	678
March	726	792
April	721	0
May	702	0
June	725	0
TOTAL	7,966	6,183

Solid Waste Disposal Costs

Month	FY18 Disposal Costs	FY19 Disposal Costs
July	\$262,686	\$293,709
August	\$255,266	\$273,473
September	\$219,901	\$208,666
October	\$230,617	\$262,198
November	\$236,949	\$251,376
December	\$217,209	\$226,703
January	\$231,199	\$267,122
February	\$214,227	\$226,602
March	\$237,540	\$253,814
April	\$241,944	\$0
May	\$213,348	\$0
June	\$258,438	\$0
TOTAL	\$2,819,324	\$2,263,663

Solid Waste Disposal Cost



Total County Residential Tonnage Disposal

Month	FY18 Residential Tonnage	FY19 Residential Tonnage
July	7,016	7,748
August	7,118	7,231
September	5,915	5,572
October	6,530	7,023
November	6,646	6,703
December	5,945	5,911
January	6,329	7,202
February	6,111	6,206
March	6,619	6,784
April	6,635	0
May	6,818	0
June	7,021	0
TOTAL	78,703	60,380

Solid Waste Hauling and Disposal Budgets Status

	FY18 Through March	FY19 Through March	FY18 % Expended	FY19 % Expended
Hauling Costs	\$1,136,828	\$1,182,462	114%	77%
Disposal Costs	\$2,105,594	\$2,263,663	67%	76%

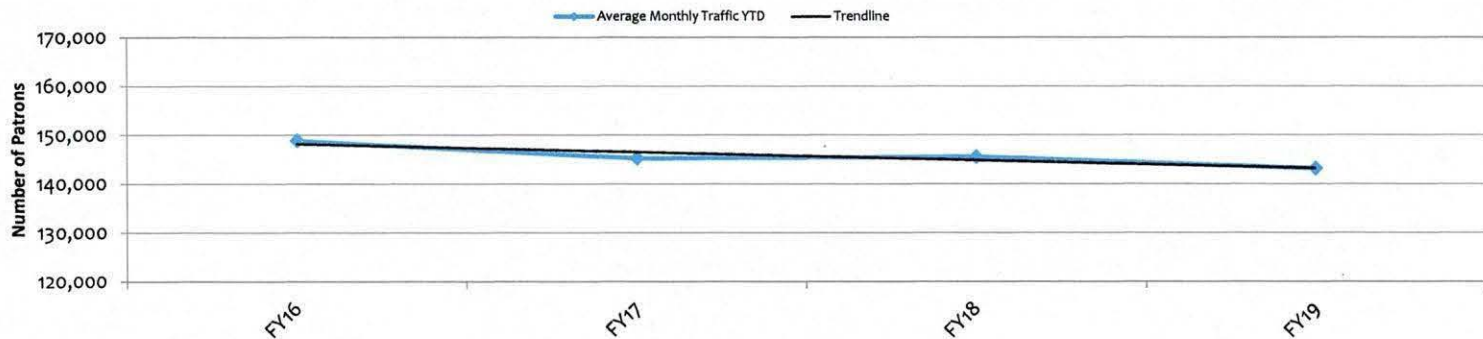
Solid Waste and Recycling Division Monthly Update
 March 2019 Fiscal Year 2019
 Distributed to the Solid Waste and Recycling Board of Beaufort County

Monthly Convenience Center Total Traffic Information

	March FY 18	March FY 19
Hilton Head	31,239	35,328
Bluffton	23,470	40,328
Lobeco	8,883	6,772
Sheldon	1,958	1,905
Big Estate	1,408	1,336
Shanklin	13,665	13,777
Gate	14,737	13,187
St. Helena	33,307	30,118
Coffin Point	2,253	2,251
Cuffy	1,453	1,610
Pritchardville	10,218	12,671
Total Traffic for ALL Convenience Centers	142,591	159,283

Note: December FY13 Attendant's Numbers. Shanklin & Pritchardville FY14 Attendant's Numbers

Average Monthly Traffic YTD by Fiscal Year



Solid Waste and Recycling Division Monthly Update

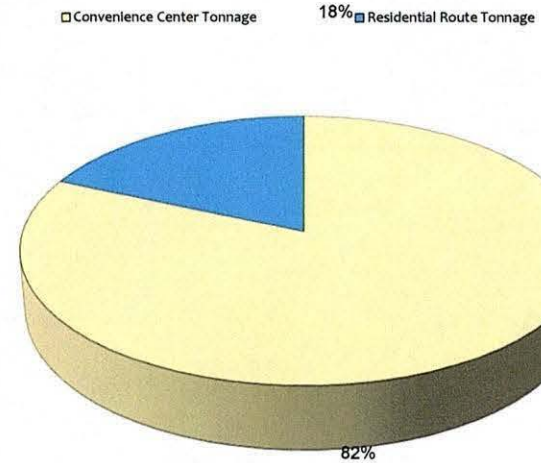
March 19 Fiscal Year 2019

Distributed to the Solid Waste and Recycling Board of Beaufort County

Recycling Activity by Solid Waste District

Solid Waste District	Convenience Center Tonnage	Residential Route Tonnage	Overall County Tonnage by District	Commercial Tonnage
District 1 City of Beaufort		0.00	0.00	0.00
District 2 Town of Port Royal		0.00	0.00	0.00
District 3 Town of Hilton Head	104.18	0.00	104.18	0.00
District 4 Town of Bluffton	81.65	0.14	81.79	0.00
District 5 Sheldon Township	0.49	0.00	0.49	0.00
District 6 Unincorporated Port Royal Island	24.52	0.00	24.52	0.00
Solid Waste District 7 Unincorporated Lady's Island	0.00	0.00	0.00	0.00
Solid Waste District 8 St. Helena & Islands East	61.65	0.00	61.65	0.00
Solid Waste District 9 Unincorporated Bluffton Township	23.60	66.88	90.48	0.00
Daufuskie	0.00		0.00	0.00
OVERALL COUNTY TONNAGE	296.09	67.02	363.11	0.00
COUNTY TONNAGE PLUS NEWSPAPER	43.00		406.11	

Monthly Comparison of Residential Recycling Sources



YTD Residential Recycling Tonnage

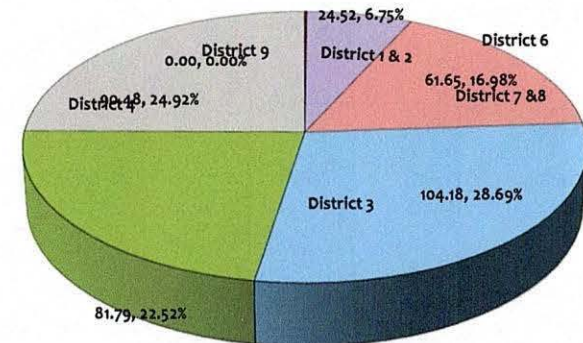
	Convenience Center Tonnage	Residential Route Tonnage	YTD Residential Tonnage
YTD Residential Tonnage	2,687.53	1,464.77	4,152.30
	413.10		4,565.40

Fiscal Year Overall County Recycling Tonnage & Services Comparison

Month	FY 18 Recycling Tonnage	FY 19 Recycling Tonnage	FY 18 Recycling Services Cost	FY 19 Recycling Services Cost
July	607.01	675.83	\$45,922	\$79,251
August	617.52	703.03	\$60,659	\$76,768
September	545.18	499.47	\$52,111	\$67,356
October	602.62	361.04	\$78,989	\$86,912
November	703.17	346.22	\$88,384	\$78,238
December	718.91	400.47	\$95,769	\$90,313
January	754.60	444.59	\$98,899	\$90,058
February	633.25	341.99	\$80,634	\$75,559
March	658.14	406.11	\$101,570	\$87,461
April	674.21		\$97,332	
May	721.79		\$97,139	
June	669.33		\$100,636	
TOTAL	7,905.73	4,178.75	\$998,044	\$731,916

Residential Tonnage + Newspaper Tonnage NO Commercial Tonnage

Overall County Tonnage Comparison by District



Solid Waste Recycling Budget Status

	FY18 Through March	FY19 Through March	FY17 % Expended YTD	FY18 % Expended YTD
Recycling Services	\$702,937	\$731,916	176%	114%

Solid Waste and Recycling Division Monthly Update
 March 19 Fiscal Year 2019
 Distributed to the Solid Waste and Recycling Board of Beaufort County

Fiscal Year 19 Recycling Revenue						Fiscal Year 19 MRF Credit		
Month/Year	Charleston Steel	GEL	GREIF (formerly Caraustar)	Low Country Batteries	Sonoco	Month/Year	Waste Management (MRF) *monthly processing cost/share revenue	Rebate/Balance
Jul-17		-\$636.15	\$213.50		\$3,110.48	Jul-18	\$23,645.43/\$7,793.68	-\$15,851.75
Aug-17	\$57,075.12	-\$828.00	\$433.50			Aug-18	\$22,279.02/\$8,147.59	-\$14,131.43
Sep-17		-\$976.00	\$145.00			Sep-18	\$20,396.48/\$6,878.48	-\$13,518.00
Oct-17		-\$1,412.00	\$232.50		\$2,340.02	Oct-18	\$23,972.56/\$4,987.61	-\$18,984.95
Nov-17		-\$2,408.00	\$214.61			Nov-18	\$22,134.23/\$4,953.31	-\$17,180.92
Dec-17		-\$1,960.00	\$144.30	\$42.02		Dec-18	\$25,376.36/\$6,405.10	-\$18,971.26
Jan-18		-\$2,772.00	\$302.92		\$1,510.56	Jan-19	\$25,957.52/\$5,409.68	-\$20,547.84
Feb-18	\$39,486.99	-\$2,408.00	\$238.73			Feb-19	\$19,585.53/\$3,193.63	-\$16,391.90
Mar-18		-\$2,492.00	\$212.66		\$1,285.83	Mar-19	\$25,469.24/\$5,444.70	-\$20,024.54
Apr-18						Apr-19	\$0.00	\$0.00
May-18						May-19	\$0.00	\$0.00
Jun-18						Jun-19	\$0	\$0.00
Sub Totals	\$96,562.11	-\$15,892.15	\$2,137.72	\$42.02	\$8,246.89	Total	\$208,816.37/\$53,213.78	-\$155,602.59
GRAND TOTAL TO DATE								

Solid Waste and Recycling Division Monthly Update
 April 19 Fiscal Year 2019
 Distributed to the Solid Waste and Recycling Board of Beaufort County

Solid Waste Overall County Convenience Center Tonnage

	April FY18	April FY19
CLASS 3 WASTE (MSW)	1,670.81	1,807.38
CLASS 2 (C & D)	960.12	1,010.97
CLASS 1 (Yard Waste)	547.41	587.00
TOTAL Convenience Center Tonnage	3,178.34	3,405.35
% of All Residential Disposal from CC	47.90%	46.39%

Solid Waste Overall County Residential Route Tonnage

	April FY18	April FY19
CLASS 3 WASTE (MSW)	3,219.14	3,485.58
CLASS 2 (C & D)	1.00	3.58
CLASS 1 (Yard Waste)	236.68	446.29
TOTAL Residential Route Tonnage	3,456.82	3,935.45
% of All Residential Disposal from Residential Route	52.10%	53.61%

Overall Solid Waste Activity by Solid Waste District

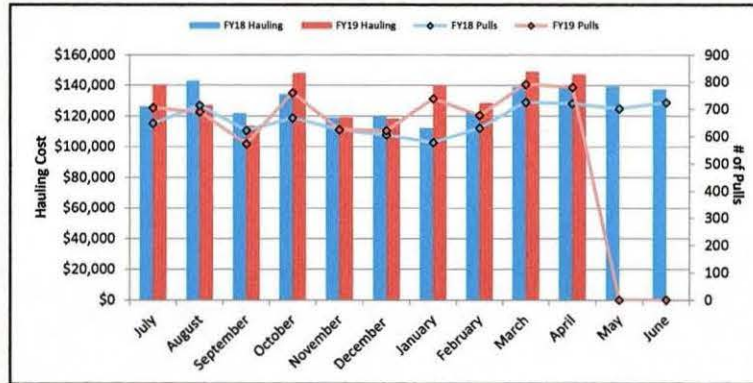
Solid Waste District	CLASS 3 WASTE (MSW)	CLASS 2 WASTE (C & D)	CLASS 1 WASTE (Yard)	Total District Tonnage
District 1 City of Beaufort	203.89	0.00	204.98	408.87
District 2 Town of Port Royal	127.41	0.00	241.29	368.70
District 3 Town of Hilton Head	1,689.73	261.59	157.50	2,108.82
District 4 Town of Bluffton	408.32	269.17	140.00	817.49
District 5 Sheldon Township	149.42	25.87	3.50	178.79
District 6 Unincorporated Port Royal Island	461.39	225.63	91.39	778.41
District 7 Unincorporated Lady's Island	309.02	0.00	0.00	309.02
District 8 St. Helena & Islands East	465.48	165.84	129.50	760.82
District 9 Unincorporated Bluffton Township	1,428.19	66.45	65.13	1,559.77
Daufuskie	50.11	0.00	0.00	50.11
MONTHLY OVERALL COUNTY TONNAGE	5,292.96	1,014.55	1,033.29	7,340.80
YTD OVERALL COUNTY TONNAGE	49,467.67	9,552.51	8,700.82	67,721.00

Solid Waste and Recycling Division Monthly Update
 April 2019 Fiscal Year 2019
 Distributed to the Solid Waste and Recycling Board of Beaufort County

Solid Waste Hauling Costs

Month	FY18 Hauling	FY19 Hauling
July	\$126,057	\$140,004
August	\$143,043	\$126,997
September	\$121,682	\$113,508
October	\$134,116	\$147,836
November	\$118,700	\$118,951
December	\$119,759	\$118,231
January	\$112,054	\$139,486
February	\$122,381	\$128,481
March	\$139,006	\$148,968
April	\$139,007	\$147,167
May	\$139,190	\$0
June	\$137,454	\$0
TOTAL	\$1,552,449	\$1,329,629

Solid Waste Hauling Costs



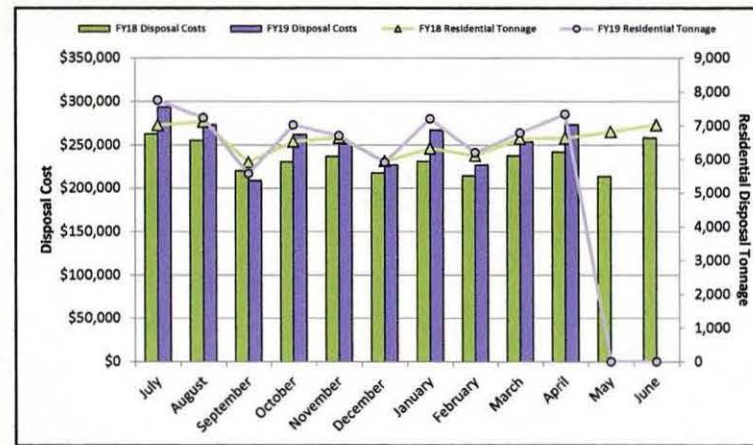
Number of Pulls

Month	FY18 Pulls	FY19 Pulls
July	648	705
August	714	690
September	622	573
October	668	760
November	625	625
December	606	621
January	578	739
February	631	678
March	726	792
April	721	780
May	702	0
June	725	0
TOTAL	7,966	6,963

Solid Waste Disposal Costs

Month	FY18 Disposal Costs	FY19 Disposal Costs
July	\$262,686	\$293,709
August	\$255,266	\$273,473
September	\$219,901	\$208,666
October	\$230,617	\$262,198
November	\$236,949	\$251,376
December	\$217,209	\$226,703
January	\$231,199	\$267,122
February	\$214,227	\$226,602
March	\$237,540	\$253,814
April	\$241,944	\$273,311
May	\$213,348	\$0
June	\$258,438	\$0
TOTAL	\$2,819,324	\$2,536,974

Solid Waste Disposal Cost



Total County Residential Tonnage Disposal

Month	FY18 Residential Tonnage	FY19 Residential Tonnage
July	7,016	7,748
August	7,118	7,231
September	5,915	5,572
October	6,530	7,023
November	6,646	6,703
December	5,945	5,911
January	6,329	7,202
February	6,111	6,206
March	6,619	6,784
April	6,635	7,341
May	6,818	0
June	7,021	0
TOTAL	78,703	67,721

Solid Waste Hauling and Disposal Budgets Status

	FY18 Through April	FY19 Through April	FY18 % Expended	FY19 % Expended
Hauling Costs	\$1,275,835	\$1,329,629	128%	86%
Disposal Costs	\$2,347,538	\$2,536,974	75%	86%

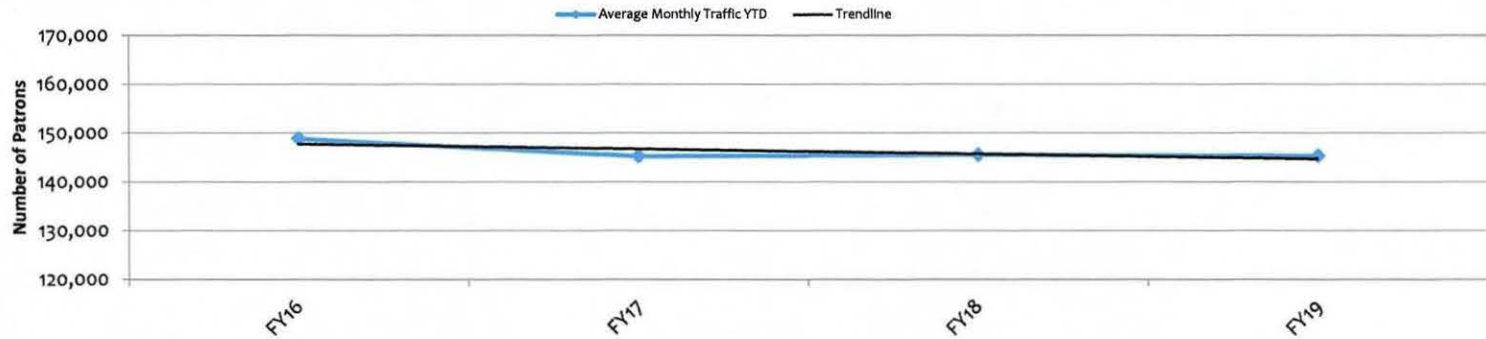
Solid Waste and Recycling Division Monthly Update
 April 2019 Fiscal Year 2019
 Distributed to the Solid Waste and Recycling Board of Beaufort County

Monthly Convenience Center Total Traffic Information

	April FY 18	April FY 19
Hilton Head	29,301	34,802
Bluffton	38,840	1,189
Lobeco	8,031	6,693
Sheldon	1,288	1,822
Big Estate	1,291	12,939
Shanklin	13,186	13,535
Gate	12,635	2,386
St. Helena	28,215	1,521
Coffin Point	2,151	31,329
Cuffy	1,360	38,253
Pritchardville	13,190	20,373
Total Traffic for ALL Convenience Centers	149,488	164,842

Note: December FY13 Attendant's Numbers. Shanklin & Pritchardville FY14 Attendant's Numbers

Average Monthly Traffic YTD by Fiscal Year

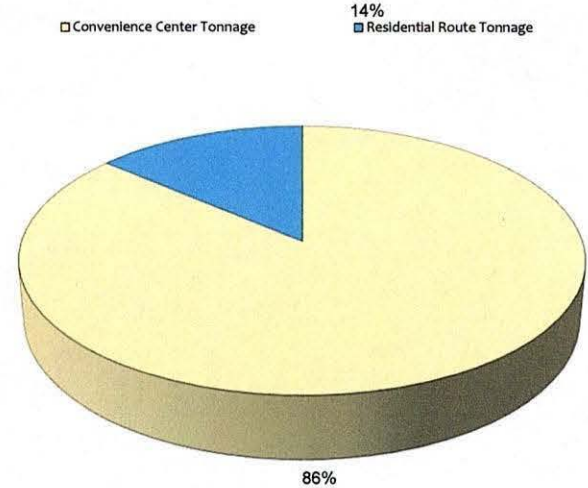


Solid Waste and Recycling Division Monthly Update
 April 19 Fiscal Year 2019
 Distributed to the Solid Waste and Recycling Board of Beaufort County

Recycling Activity by Solid Waste District

Solid Waste District	Convenience Center Tonnage	Residential Route Tonnage	Overall County Tonnage by District	Commercial Tonnage
District 1 City of Beaufort		0.00	0.00	0.00
District 2 Town of Port Royal		0.00	0.00	0.00
District 3 Town of Hilton Head	118.27	0.00	118.27	0.00
District 4 Town of Bluffton	113.16	0.00	113.16	0.00
District 5 Sheldon Township	0.00	0.00	0.00	0.00
District 6 Unincorporated Port Royal Island	23.00	0.00	23.00	0.00
Solid Waste District 7 Unincorporated Lady's Island	0.00	0.00	0.00	0.00
Solid Waste District 8 St. Helena & Islands East	49.56	0.00	49.56	0.00
Solid Waste District 9 Unincorporated Bluffton Township	20.21	51.93	72.14	0.00
Daufuskie	0.00	0.00	0.00	0.00
OVERALL COUNTY TONNAGE	324.20	51.93	376.13	0.00
COUNTY TONNAGE PLUS NEWSPAPER	54.80		430.93	

Monthly Comparison of Residential Recycling Sources



YTD Residential Recycling Tonnage

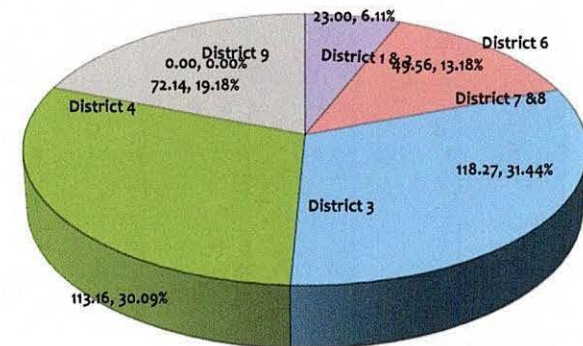
	Convenience Center Tonnage	Residential Route Tonnage	YTD Residential Tonnage
YTD Residential Tonnage	3,011.73	1,516.70	4,528.43
	467.90		4,996.33

Fiscal Year Overall County Recycling Tonnage & Services Comparison

Month	FY 18 Recycling Tonnage	FY 19 Recycling Tonnage	FY 18 Recycling Services Cost	FY 19 Recycling Services Cost
July	607.01	675.83	\$45,922	\$79,251
August	617.52	703.03	\$60,659	\$76,768
September	545.18	499.47	\$52,111	\$67,356
October	602.62	361.04	\$78,989	\$86,912
November	703.17	346.22	\$88,384	\$78,238
December	718.91	400.47	\$95,769	\$90,313
January	754.60	444.59	\$98,899	\$90,058
February	633.25	341.99	\$80,634	\$75,559
March	658.14	406.11	\$101,570	\$87,461
April	674.21	430.93	\$97,332	\$88,900
May	721.79		\$97,139	
June	669.33		\$100,636	
TOTAL	7,905.73	4,609.68	\$998,044	\$820,816

Residential Tonnage + Newspaper Tonnage NO Commercial Tonnage

Overall County Tonnage Comparison by District



Solid Waste Recycling Budget Status

	FY18 Through April	FY19 Through April	FY17 % Expended YTD	FY18 % Expended YTD
Recycling Services	\$800,269	\$820,816	200%	128%

Solid Waste and Recycling Division Monthly Update
 April 19 Fiscal Year 2019
 Distributed to the Solid Waste and Recycling Board of Beaufort County

Fiscal Year 19 Recycling Revenue						Fiscal Year 19 MRF Credit		
Month/Year	Charleston Steel	GEL	GREIF (formerly Caraustar)	Low Country Batteries	Sonoco	Month/Year	Waste Management (MRF) *monthly processing cost/share revenue	Rebate/Balance
Jul-17		-\$636.15	\$213.50		\$3,110.48	Jul-18	\$23,645.43/\$7,793.68	-\$15,851.75
Aug-17	\$57,075.12	-\$828.00	\$433.50			Aug-18	\$22,279.02/\$8,147.59	-\$14,131.43
Sep-17		-\$976.00	\$145.00			Sep-18	\$20,396.48/\$6,878.48	-\$13,518.00
Oct-17		-\$1,412.00	\$232.50		\$2,340.02	Oct-18	\$23,972.56/\$4,987.61	-\$18,984.95
Nov-17		-\$2,408.00	\$214.61			Nov-18	\$22,134.23/\$4,953.31	-\$17,180.92
Dec-17		-\$1,960.00	\$144.30	\$42.02		Dec-18	\$25,376.36/\$6,405.10	-\$18,971.26
Jan-18		-\$2,772.00	\$302.92		\$1,510.56	Jan-19	\$25,957.52/\$5,409.68	-\$20,547.84
Feb-18	\$39,486.99	-\$2,408.00	\$238.73			Feb-19	\$19,585.53/\$3,193.63	-\$16,391.90
Mar-18		-\$2,492.00	\$212.66		\$1,285.83	Mar-19	\$25,469.24/\$5,444.70	-\$20,024.54
Apr-18		-\$2,940.00	\$207.95			Apr-19	\$24,280.76/\$4,595.65	-\$19,685.11
May-18						May-19	\$0.00	\$0.00
Jun-18						Jun-19	\$0	\$0.00
Sub Totals	\$96,562.11	-\$18,832.15	\$2,345.67	\$42.02	\$8,246.89	Total	\$233,097.13/\$57,809.43	-\$175,287.70
GRAND TOTAL TO DATE								
\$88,364.54								