



Beaufort County
Solid Waste and Recycling Board
Thursday, March 28, 2019
2:00 p.m.
Executive Board Room, Administration Building
100 Ribaut Road, Beaufort
843.255.2745



In accordance with South Carolina Code of Laws, 1976, Section 30-4-80(d), as amended, all local media was duly notified of the time, date, place and agenda of this meeting.

1. CALL TO ORDER 2:00 pm
 - A. Approval of Agenda
 - B. Approval of Minutes – January 24, 2019 ([backup](#))
 - C. Approval of Minutes – February 22, 2019 ([backup](#))
2. INTRODUCTIONS
3. PUBLIC COMMENT
4. REPORTS FROM BOARD REGARDING MEETINGS WITH COUNCIL MEMBERS (All)
5. REPORTS
 - A. Solid Waste and Recycling Division Monthly Report January 19 FY19 ([backup](#))
 - B. Solid Waste and Recycling Division Monthly Report February 19 FY19 ([backup](#))
 - C. Recycling Coordinator – Ashley Jenkins
 1. Electronics (both locations) –2/16/19
 2. Shred – upcoming 4/6/19 (Beaufort)
 - D. Volunteer Coordinator – Caroline Dolbey
 1. SC Litter Association Conference (February 20-22, 2019)
 - E. Litter Control – Artrell Horne
 1. Litter Report
6. UNFINISHED BUSINESS
 - A. Curbside Waste & Recycling Collection – Update
7. NEW BUSINESS
 - A. Election of Officers
 - B. Council Retreat Update
 - C. Board Requests
8. PUBLIC COMMENT
9. ADJOURNMENT
 - A. Next Meeting, May 23, 2019, Executive Board Room, Administration Building, 100 Ribaut Road 2:00 p.m.



The
County
Channel





Beaufort County Solid Waste and Recycling Board Meeting
Thursday, January 24, 2019 2:00 pm
Executive Conference Room

Attendees:

David R. Uehling, VChair, District 6 Representative
Kim Corley, District 8 Representative
Sally Dennis, District 7 Representative
Lawrence Bryan, District 5 Representative
Derrick Coaxum, District 4 Representative (Ex-Officio)
Neil Desai, District 1 Representative (Ex-Officio)
Chris Vaigneur, MCAS Liaison
Richard Threat, SC DHEC Liaison
Dave Wilhelm, Public Works Director
Cindy Carter, Solid Waste and Recycling
Ashley Jenkins, Solid Waste and Recycling
Caroline Jordan Dolbey, Solid Waste and Recycling
Artrell Horne, Litter Control

Absentees:

Vacant, District 9 Representative
Mike Bennett, District 3 Representative (Ex-Officio)
Jennifer Sharp, District 2 Representative (Ex-Officio)
Brad Woods, MCRD Liaison

Guests Attending:

Jake Lewis, May River Disposal

1. **Call to Order:** Vice-Chairman Uehling called the meeting to order at 2:00 pm.
 - A. **Agenda:** Vice-Chairman Uehling requested a motion to approve the agenda. Ms. Corley motioned. Mr. Coaxum seconded. All approved the agenda.
 - B. **Minutes:** Vice-Chairman Uehling requested a motion to approve the December 6, 2018 minutes. Ms. Dennis motioned. Ms. Corley seconded. All approved the minutes.
2. **Introductions:** All attendees introduced themselves.
3. **Public Comment:** There was no public comment.
4. **Reports from Board regarding meetings with Council Members:** There were no reports.
5. **Reports:**
 - A. **SW&R Monthly Reports – November and December 2018:**
 - Ms. Carter reported on November and December data but concentrated on mid-year information. Residential and Convenience Center waste currently 50/50 split
 - Tonnage for FY19 at 6-month mark = 40,188 (1,020 tons over mid-point FY18)
 - Hauling 0.38% higher than last year at this time; disposal increase 6.33%
 - Ms. Carter reported budget expenditures for the first half of the year were 50% hauling and 51% disposal
 - Convenience Center traffic averages remain between 140K and 150K
 - Residential recycling = 3,373 tons; 8% of waste generated
 - Recycling processing is an expense (vs revenue). Market continues to struggle
 - Residents must “Recycling Right” moving forward

B. Recycling Coordinator:

- Ms. Jenkins reported 958 vehicles during the 12/8/18 electronics event generating 84.79 tons. This was less count but an increase in tonnage
- January 12th Shred event in Bluffton = 588 vehicles
- Next electronic recycling – both locations – 2/16/19
- VChair Uehling asked if events are revenue or costs – Costs for county

C. Volunteer Coordinator:

- Ms. Dolbey reported 2018 end-of-year Adopt-A-Highway data: currently 100 groups
- 88,815 pounds of litter collected by AAH in 2018; 6,000 orange bags filled

D. Litter Control:

- Mr. Horne reported 2018 end-of-year Litter Report data
- Adopt-A-Highway, Day Watch, Public Works and Events are included
- Over the last three years, there has been a 64.7% increase; Litter Team impact
- Day Watch (Detention Center) may be moving to Public Works for assigned areas

6. Unfinished Business:

A. Curbside Waste and Recycling Collection: Ordinance Revision

- Mr. Wilhelm confirmed 6 RFP proposals received. Interviews completed. Recommendation letter pending. Anticipate Public Facilities meeting on March 4 for presentation. If needed, a special SW&R meeting could be scheduled or members called for input/comment. Ms. Corley inquired on the options (A or B) of the Ordinance for revision

7. New Business:

A. Board Requests: There were no Board requests. Mr. Wilhelm did mention that Palmetto Pride has been impressed with our recent events (Fall Litter clean-up) and there is interest in a larger event in the Spring that could include Beaufort, Jasper and Hampton counties

8. Public Comment: There was no public comment. Mr. Horne commended the municipalities present with the ‘awesome job with litter’ that was ongoing

9. Adjournment: – The meeting ended at 2:25 pm. The next regular Board meeting will be held March 28, 2019, in the Executive Conference Room, Administration Building, 2:00 pm.



Beaufort County Solid Waste and Recycling Board Meeting Friday, February 22, 2019 10:00 am Executive Conference Room

Attendees:

David R. Uehling, VChair, District 6 Representative
Kim Corley, District 8 Representative
Sally Dennis, District 7 Representative
Lawrence Bryan, District 5 Representative
Derrick Coaxum, District 4 Representative (Ex-Officio)
Mike Bennett, District 3 Representative (Ex-Officio)
Jennifer Sharp, District 2 Representative (Ex-Officio)
Lamar Taylor, District 1 Representative (Ex-Officio)
Dave Wilhelm, Public Works Director
John Miller, Public Works Operations Manager
Cindy Carter, Solid Waste and Recycling
Cynthia Martin, Public Works

Absentees:

Vacant, District 9 Representative
Chris Vaigneur, MCAS Liaison
Brad Woods, MCRD Liaison
Richard Threat, SC DHEC Liaison

Guests Attending:

Councilman York Glover
Councilman Stu Rodman
Chris Inglese, County Attorney
Tanner Powell, Public Works

1. **Call to Order:** Vice-Chairman Uehling called the meeting to order at 10:00 am.
2. **Introductions:** All attendees introduced themselves.
3. **Approval of Agenda:** Vice-Chairman requested a motion to approve the agenda. Mr. Bennett motioned. Ms. Corley seconded. All approved the agenda.
4. **Public Comment:** There was no public comment.
5. **Presentation – Curbside Collection:** Mr. Wilhelm and Ms. Carter presented information concerning Curbside Collection in Unincorporated Beaufort County:
 - No specific details in Public Session. Executive Session opportunity if needed
 - Convenience Centers are aging, we have an increase in population, not in compliance with stormwater regulations, significant costs for upgrade and can't control abuse
 - Council Resolution 2016/9 directive
 - Solid Waste Districts are different than Council Districts (maps)
 - RFP 100418 posted 8/1/18. Mandatory pre-meeting well attended. Extension to RFP103118. Q&A posted. 6 proposals. 5 interviews. Evaluation team selected hauler
 - Estimated cost = \$6.2 million for weekly waste and recycle collection
 - Some savings per Centers closed; net \$4.5 million anticipated
 - Description of potential enterprise fund with two tiers (disposal and collection)
 - Harms and Benefits presented with Other Concerns
 - Escalating budget timeline presented. Curbside will not lower overall costs

Open discussion from attendees present. Raising taxes and harm to some small business an issue. Recycling incentive an issue. We cannot keep 'kicking the can' but we might need to evaluate options before curbside, such as transfer options.

Vice-Chairman Uehling motioned to go into Executive Session. No votes were unanimous that Executive Session was not needed.

Vice-Chairman Uehling called for a vote – ‘Yes’ for Curbside to be awarded to RFP hauler selected. ‘No’ to research program options and not to proceed with Curbside award at this time. All voting Board members voted no [4-0]. Recommendation not to proceed was signed for Public Facilities.

6. **Executive Session:** There was no request for an Executive Session.
7. **Matters Arising Out of Executive Session:** There was no Executive Session. However, Ms. Sharp advised the Board of Senate Subcommittee Meeting 2/27/2019 concerning S.394.
8. **Adjournment:** The meeting ended at 10:59 am. The next regular Board meeting will be held March 28, 2019 in the Executive Conference Room, Administration Building, 2:00 pm.

Solid Waste and Recycling Division Monthly Update
 January 19 Fiscal Year 2019
 Distributed to the Solid Waste and Recycling Board of Beaufort County

Solid Waste Overall County Convenience Center Tonnage

	January FY18	January FY19
CLASS 3 WASTE (MSW)	1,705.83	1,844.45
CLASS 2 (C & D)	731.53	1,080.63
CLASS 1 (Yard Waste)	392.00	677.86
TOTAL Convenience Center Tonnage	2,829.36	3,602.94
% of All Residential Disposal from CC	44.70%	50.03%

Solid Waste Overall County Residential Route Tonnage

	January FY18	January FY19
CLASS 3 WASTE (MSW)	3,042.02	3,261.88
CLASS 2 (C & D)	5.08	0.00
CLASS 1 (Yard Waste)	453.02	336.91
TOTAL Residential Route Tonnage	3,500.12	3,598.79
% of All Residential Disposal from Residential Route	55.30%	49.97%

Overall Solid Waste Activity by Solid Waste District

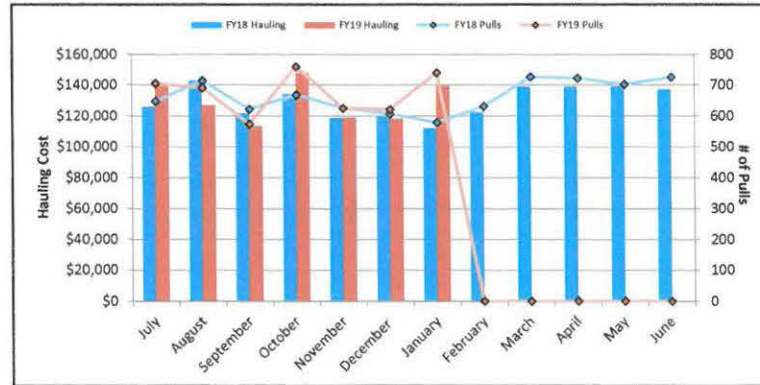
Solid Waste District	CLASS 3 WASTE (MSW)	CLASS 2 WASTE (C & D)	CLASS 1 WASTE (Yard)	Total District Tonnage
District 1 City of Beaufort	233.47	0.00	152.15	385.62
District 2 Town of Port Royal	152.50	0.00	182.34	334.84
District 3 Town of Hilton Head	1,416.85	284.31	175.05	1,876.21
District 4 Town of Bluffton	465.76	271.61	270.29	1,007.66
District 5 Sheldon Township	144.95	28.07	19.02	192.04
District 6 Unincorporated Port Royal Island	538.68	241.48	73.50	853.66
District 7 Unincorporated Lady's Island	324.18	0.00	0.00	324.18
District 8 St. Helena & Islands East	455.64	175.79	112.00	743.43
District 9 Unincorporated Bluffton Township	1,333.07	79.37	30.42	1,442.86
Daufuskie	41.23	0.00	0.00	41.23
MONTHLY OVERALL COUNTY TONNAGE	5,106.33	1,080.63	1,014.77	7,201.73
YTD OVERALL COUNTY TONNAGE	35,081.38	6,487.99	5,820.53	47,389.90

Solid Waste and Recycling Division Monthly Update
January 2019 Fiscal Year 2019
Distributed to the Solid Waste and Recycling Board of Beaufort County

Solid Waste Hauling Costs

Month	FY18 Hauling	FY19 Hauling
July	\$126,057	\$140,004
August	\$143,043	\$126,997
September	\$121,682	\$113,508
October	\$134,116	\$147,836
November	\$118,700	\$118,951
December	\$119,759	\$118,231
January	\$112,054	\$139,486
February	\$122,381	\$0
March	\$139,006	\$0
April	\$139,007	\$0
May	\$139,190	\$0
June	\$137,454	\$0
TOTAL	\$1,552,449	\$905,013

Solid Waste Hauling Costs



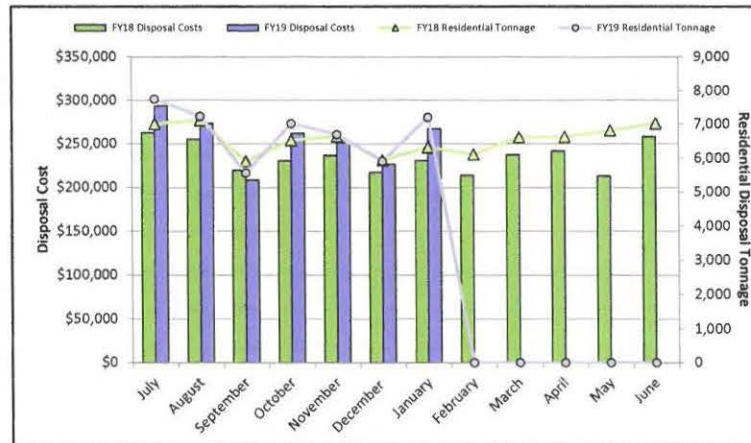
Number of Pulls

Month	FY18 Pulls	FY19 Pulls
July	648	705
August	714	690
September	622	573
October	668	760
November	625	625
December	606	621
January	578	739
February	631	0
March	726	0
April	721	0
May	702	0
June	725	0
TOTAL	7,966	4,713

Solid Waste Disposal Costs

Month	FY18 Disposal Costs	FY19 Disposal Costs
July	\$262,686	\$293,709
August	\$255,266	\$273,473
September	\$219,901	\$208,666
October	\$230,617	\$262,198
November	\$236,949	\$251,376
December	\$217,209	\$226,703
January	\$231,199	\$267,122
February	\$214,227	\$0
March	\$237,540	\$0
April	\$241,944	\$0
May	\$213,348	\$0
June	\$258,438	\$0
TOTAL	\$2,819,324	\$1,783,247

Solid Waste Disposal Cost



Total County Residential Tonnage Disposal

Month	FY18 Residential Tonnage	FY19 Residential Tonnage
July	7,016	7,748
August	7,118	7,231
September	5,915	5,572
October	6,530	7,023
November	6,646	6,703
December	5,945	5,911
January	6,329	7,202
February	6,111	0
March	6,619	0
April	6,635	0
May	6,818	0
June	7,021	0
TOTAL	78,703	47,390

Solid Waste Hauling and Disposal Budgets Status

	FY18 Through January	FY19 Through January	FY18 % Expended	FY19 % Expended
Hauling Costs	\$875,411	\$905,013	88%	59%
Disposal Costs	\$1,653,827	\$1,783,247	53%	60%

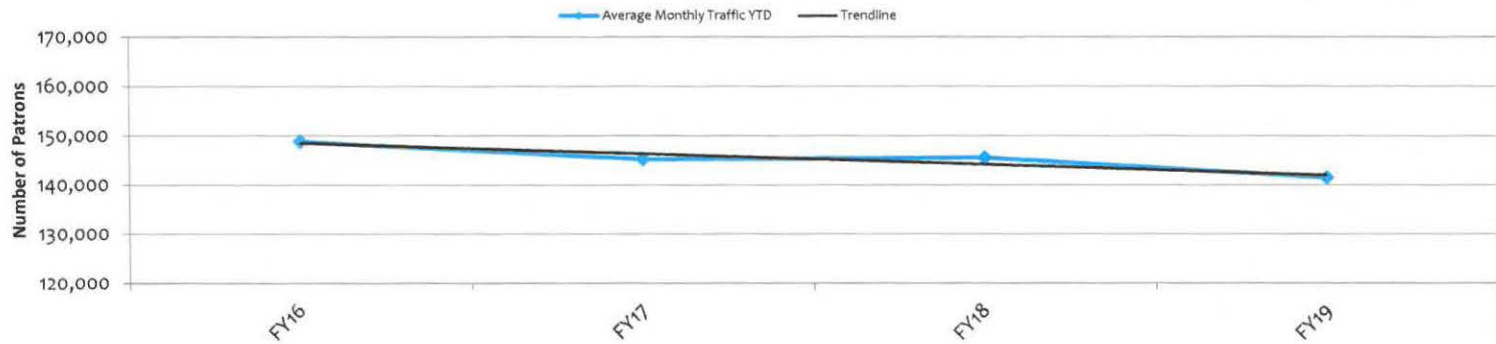
Solid Waste and Recycling Division Monthly Update
 January 2019 Fiscal Year 2019
 Distributed to the Solid Waste and Recycling Board of Beaufort County

Monthly Convenience Center Total Traffic Information

	January FY 18	January FY 19
Hilton Head	30,269	31,531
Bluffton	32,780	21,916
Lobeco	6,315	6,076
Sheldon	1,306	2,034
Big Estate	1,259	1,214
Shanklin	11,198	11,542
Gate	10,997	12,069
St. Helena	26,369	27,209
Coffin Point	1,686	2,082
Cuffy	1,058	1,542
Pritchardville	11,555	10,560
Total Traffic for ALL Convenience Centers	134,792	127,775

Note: December FY13 Attendant's Numbers. Shanklin & Pritchardville FY14 Attendant's Numbers

Average Monthly Traffic YTD by Fiscal Year

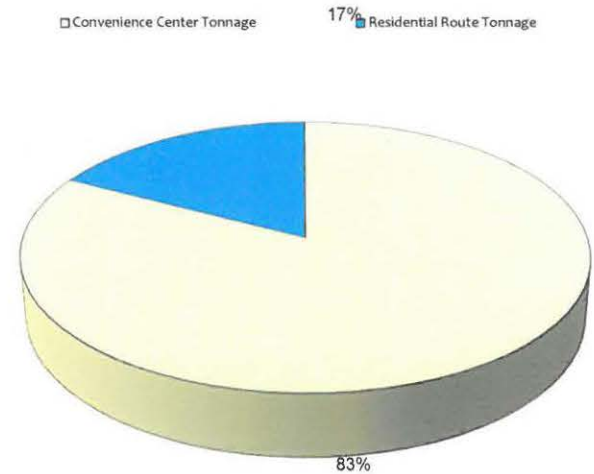


Solid Waste and Recycling Division Monthly Update
January 19 Fiscal Year 2019
Distributed to the Solid Waste and Recycling Board of Beaufort County

Recycling Activity by Solid Waste District

Solid Waste District	Convenience Center Tonnage	Residential Route Tonnage	Overall County Tonnage by District	Commercial Tonnage
District 1 City of Beaufort		0.00	0.00	0.00
District 2 Town of Port Royal		0.00	0.00	0.00
District 3 Town of Hilton Head	103.76	0.00	103.76	0.00
District 4 Town of Bluffton	104.68	10.96	115.64	0.00
District 5 Sheldon Township	0.00	0.00	0.00	0.00
District 6 Unincorporated Port Royal Island	21.98	0.00	21.98	0.00
Solid Waste District 7 Unincorporated Lady's Island	0.00	0.00	0.00	0.00
Solid Waste District 8 St. Helena & Islands East	63.61	0.00	63.61	0.00
Solid Waste District 9 Unincorporated Bluffton Township	25.35	56.15	81.50	0.00
Daufuskie	0.00		0.00	0.00
OVERALL COUNTY TONNAGE	319.38	67.11	386.49	0.00
COUNTY TONNAGE PLUS NEWSPAPER	58.10		444.59	

Monthly Comparison of Residential Recycling Sources



YTD Residential Recycling Tonnage

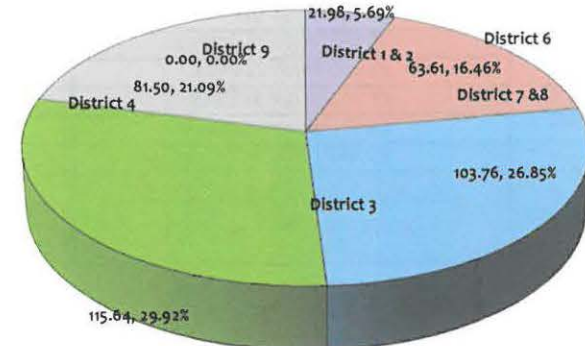
	Convenience Center Tonnage	Residential Route Tonnage	YTD Residential Tonnage
YTD Residential Tonnage	2,126.38	1,354.82	3,481.20
	336.10		3,817.30

Fiscal Year Overall County Recycling Tonnage & Services Comparison

Month	FY 18 Recycling Tonnage	FY 19 Recycling Tonnage	FY 18 Recycling Services Cost	FY 19 Recycling Services Cost
July	607.01	675.83	\$45,922	\$79,251
August	617.52	703.03	\$60,659	\$76,768
September	545.18	499.47	\$52,111	\$67,356
October	602.62	361.04	\$78,989	\$86,912
November	703.17	346.22	\$88,384	\$78,238
December	718.91	400.47	\$95,769	\$90,313
January	754.60	444.59	\$98,899	\$90,058
February	633.25		\$80,634	
March	658.14		\$101,570	
April	674.21		\$97,332	
May	721.79		\$97,139	
June	669.33		\$100,636	
TOTAL	7,905.73	3,430.65	\$998,044	\$568,896

Residential Tonnage + Newspaper Tonnage NO Commercial Tonnage

Overall County Tonnage Comparison by District



Solid Waste Recycling Budget Status

	FY18 Through January	FY19 Through January	FY17 % Expended YTD	FY18 % Expended YTD
Recycling Services	\$520,733	\$568,896	130%	89%

Solid Waste and Recycling Division Monthly Update
 January 19 Fiscal Year 2019
 Distributed to the Solid Waste and Recycling Board of Beaufort County

Fiscal Year 19 Recycling Revenue						Fiscal Year 19 MRF Credit		
Month/Year	Charleston Steel	GEL	Caraustar	Low Country Batteries	Sonoco	Month/Year	Waste Management (MRF) *monthly processing cost/share revenue	Rebate/Balance
Jul-17		-\$636.15	\$213.50		\$3,110.48	Jul-18	\$23,645.43/\$7,793.68	-\$15,851.75
Aug-17	\$57,075.12	-\$828.00	\$433.50			Aug-18	\$22,279.02/\$8,147.59	-\$14,131.43
Sep-17		-\$976.00	\$145.00			Sep-18	\$20,396.48/\$6,878.48	-\$13,518.00
Oct-17		-\$1,412.00	\$232.50		\$2,340.02	Oct-18	\$23,972.56/\$4,987.61	-\$18,984.95
Nov-17		-\$2,408.00	\$214.61			Nov-18	\$22,134.23/\$4,953.31	-\$17,180.92
Dec-17		-\$1,960.00	\$144.30	\$42.02		Dec-18	\$25,376.36/\$6,405.10	-\$18,971.26
Jan-18		-\$2,772.00	\$302.92		\$1,510.56	Jan-19	\$25,957.52/\$5,409.68	-\$20,547.84
Feb-18						Feb-19	\$0.00	\$0.00
Mar-18						Mar-19	\$0.00	\$0.00
Apr-18						Apr-19	\$0.00	\$0.00
May-18						May-19	\$0.00	\$0.00
Jun-18						Jun-19	\$0	\$0.00
Sub Totals	\$57,075.12	-\$10,992.15	\$1,686.33	\$42.02	\$6,961.06	Total	\$163,761.60/\$44,575.45	-\$119,186.15
GRAND TOTAL TO DATE					\$54,772.38			

Solid Waste and Recycling Division Monthly Update
 February 19 Fiscal Year 2019
 Distributed to the Solid Waste and Recycling Board of Beaufort County

Solid Waste Overall County Convenience Center Tonnage

	February FY18	February FY19
CLASS 3 WASTE (MSW)	1,471.07	1,505.30
CLASS 2 (C & D)	961.76	1,088.07
CLASS 1 (Yard Waste)	501.42	540.60
TOTAL Convenience Center Tonnage	2,934.25	3,133.97
% of All Residential Disposal from CC	48.01%	50.50%

Solid Waste Overall County Residential Route Tonnage

	February FY18	February FY19
CLASS 3 WASTE (MSW)	2,658.34	2,710.28
CLASS 2 (C & D)	0.22	2.15
CLASS 1 (Yard Waste)	518.47	360.01
TOTAL Residential Route Tonnage	3,177.03	3,072.44
% of All Residential Disposal from Residential Route	51.99%	49.50%

Overall Solid Waste Activity by Solid Waste District

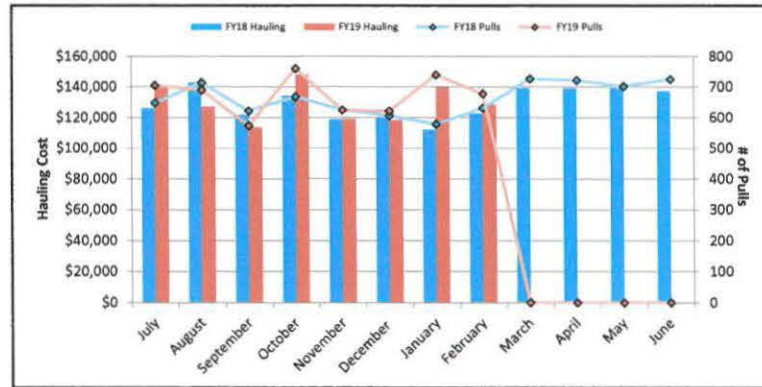
Solid Waste District	CLASS 3 WASTE (MSW)	CLASS 2 WASTE (C & D)	CLASS 1 WASTE (Yard)	Total District Tonnage
District 1 City of Beaufort	225.46	0.00	217.00	442.46
District 2 Town of Port Royal	95.04	0.00	143.01	238.05
District 3 Town of Hilton Head	1,187.91	279.47	161.00	1,628.38
District 4 Town of Bluffton	367.43	303.86	143.50	814.79
District 5 Sheldon Township	125.83	27.92	10.87	164.62
District 6 Unincorporated Port Royal Island	440.54	209.08	80.50	730.12
District 7 Unincorporated Lady's Island	275.33	0.00	0.00	275.33
District 8 St. Helena & Islands East	357.76	194.81	106.96	659.53
District 9 Unincorporated Bluffton Township	1,108.46	75.08	37.77	1,221.31
Daufuskie	31.82	0.00	0.00	31.82
MONTHLY OVERALL COUNTY TONNAGE	4,215.58	1,090.22	900.61	6,206.41
YTD OVERALL COUNTY TONNAGE	39,296.96	7,578.21	6,721.14	53,596.31

Solid Waste and Recycling Division Monthly Update
February 2019 Fiscal Year 2019
 Distributed to the Solid Waste and Recycling Board of Beaufort County

Solid Waste Hauling Costs

Month	FY18 Hauling	FY19 Hauling
July	\$126,057	\$140,004
August	\$143,043	\$126,997
September	\$121,682	\$113,508
October	\$134,116	\$147,836
November	\$118,700	\$118,951
December	\$119,759	\$118,231
January	\$112,054	\$139,486
February	\$122,381	\$128,481
March	\$139,006	\$0
April	\$139,007	\$0
May	\$139,190	\$0
June	\$137,454	\$0
TOTAL	\$1,552,449	\$1,033,494

Solid Waste Hauling Costs



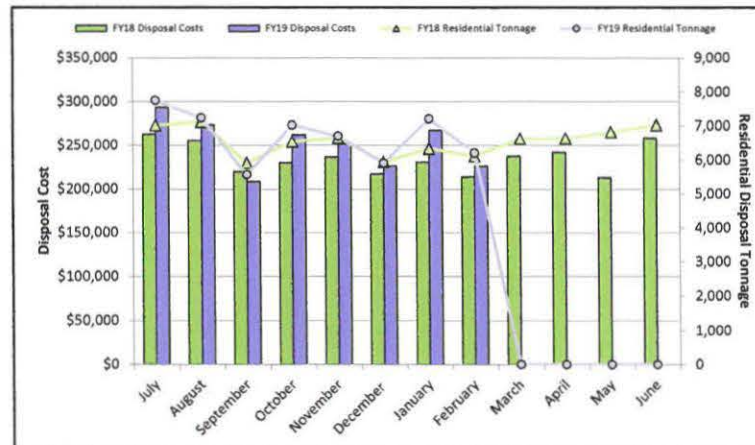
Number of Pulls

Month	FY18 Pulls	FY19 Pulls
July	648	705
August	714	690
September	622	573
October	668	760
November	625	625
December	606	621
January	578	739
February	631	678
March	726	0
April	721	0
May	702	0
June	725	0
TOTAL	7,966	5,391

Solid Waste Disposal Costs

Month	FY18 Disposal Costs	FY19 Disposal Costs
July	\$262,686	\$293,709
August	\$255,266	\$273,473
September	\$219,901	\$208,666
October	\$230,617	\$262,198
November	\$236,949	\$251,376
December	\$217,209	\$226,703
January	\$231,199	\$267,122
February	\$214,227	\$226,602
March	\$237,540	\$0
April	\$241,944	\$0
May	\$213,348	\$0
June	\$258,438	\$0
TOTAL	\$2,819,324	\$2,009,849

Solid Waste Disposal Cost



Total County Residential Tonnage Disposal

Month	FY18 Residential Tonnage	FY19 Residential Tonnage
July	7,016	7,748
August	7,118	7,231
September	5,915	5,572
October	6,530	7,023
November	6,646	6,703
December	5,945	5,911
January	6,329	7,202
February	6,111	6,206
March	6,619	0
April	6,635	0
May	6,818	0
June	7,021	0
TOTAL	78,703	53,596

Solid Waste Hauling and Disposal Budgets Status

	FY18 Through February	FY19 Through February	FY18 % Expended	FY19 % Expended
Hauling Costs	\$997,822	\$1,033,494	100%	67%
Disposal Costs	\$1,868,054	\$2,009,849	60%	68%

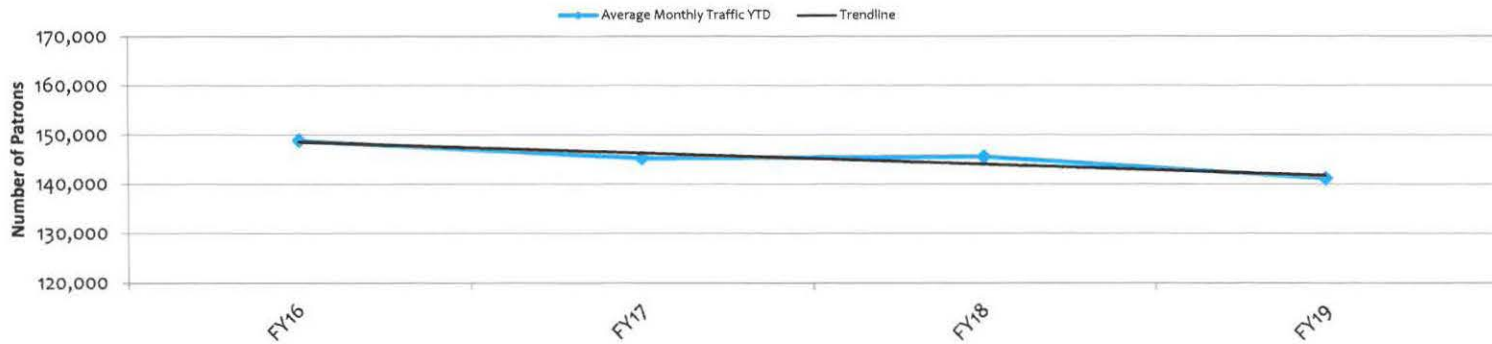
Solid Waste and Recycling Division Monthly Update
 February 2019 Fiscal Year 2019
 Distributed to the Solid Waste and Recycling Board of Beaufort County

Monthly Convenience Center Total Traffic Information

	February FY 18	February FY 19
Hilton Head	29,739	30,136
Bluffton	34,714	34,421
Lobeco	7,660	6,075
Sheldon	1,643	1,768
Big Estate	1,296	1,104
Shanklin	12,049	11,095
Gate	12,930	12,020
St. Helena	27,630	28,656
Coffin Point	1,845	1,726
Cuffy	1,332	1,387
Pritchardville	12,470	10,028
Total Traffic for ALL Convenience Centers	143,308	138,416

Note: December FY13 Attendant's Numbers. Shanklin & Pritchardville FY14 Attendant's Numbers

Average Monthly Traffic YTD by Fiscal Year



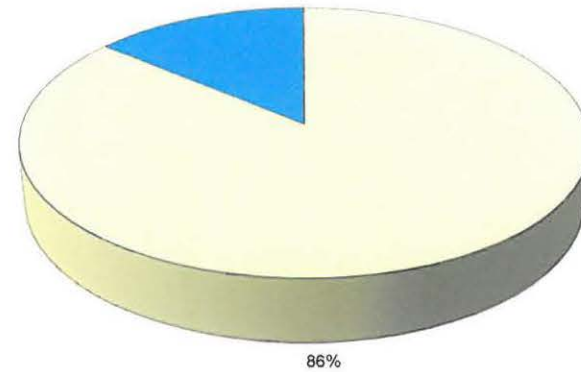
Solid Waste and Recycling Division Monthly Update
February 19 Fiscal Year 2019
Distributed to the Solid Waste and Recycling Board of Beaufort County

Recycling Activity by Solid Waste District

Solid Waste District	Convenience Center Tonnage	Residential Route Tonnage	Overall County Tonnage by District	Commercial Tonnage
District 1 City of Beaufort		0.00	0.00	0.00
District 2 Town of Port Royal		0.00	0.00	0.00
District 3 Town of Hilton Head	93.13	0.00	93.13	0.00
District 4 Town of Bluffton	79.53		79.53	0.00
District 5 Sheldon Township	0.00	0.00	0.00	0.00
District 6 Unincorporated Port Royal Island	21.02	0.00	21.02	0.00
Solid Waste District 7 Unincorporated Lady's Island	0.00	0.00	0.00	0.00
Solid Waste District 8 St. Helena & Islands East	51.29	0.00	51.29	0.00
Solid Waste District 9 Unincorporated Bluffton Township	20.09	42.93	63.02	0.00
Daufuskie	0.00		0.00	0.00
OVERALL COUNTY TONNAGE	265.06	42.93	307.99	0.00
COUNTY TONNAGE PLUS NEWSPAPER	34.00		341.99	

Monthly Comparison of Residential Recycling Sources

□ Convenience Center Tonnage 14%
■ Residential Route Tonnage



YTD Residential Recycling Tonnage

	Convenience Center Tonnage	Residential Route Tonnage	YTD Residential Tonnage
YTD Residential Tonnage	2,391.44	1,397.75	3,789.19
	370.10		4,159.29

Fiscal Year Overall County Recycling Tonnage & Services Comparison

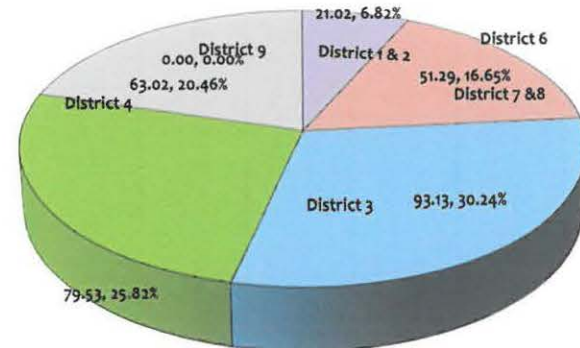
Month	FY 18 Recycling Tonnage	FY 19 Recycling Tonnage	FY 18 Recycling Services Cost	FY 19 Recycling Services Cost
July	607.01	675.83	\$45,922	\$79,251
August	617.52	703.03	\$60,659	\$76,768
September	545.18	499.47	\$52,111	\$67,356
October	602.62	361.04	\$78,989	\$86,912
November	703.17	346.22	\$88,384	\$78,238
December	718.91	400.47	\$95,769	\$90,313
January	754.60	444.59	\$98,899	\$90,058
February	633.25	341.99	\$80,634	\$75,559
March	658.14		\$101,570	
April	674.21		\$97,332	
May	721.79		\$97,139	
June	669.33		\$100,636	
TOTAL	7,905.73	3,772.64	\$998,044	\$644,455

Residential Tonnage + Newspaper Tonnage NO Commercial Tonnage

Solid Waste Recycling Budget Status

	FY18 Through February	FY19 Through February	FY17 % Expended YTD	FY18 % Expended YTD
Recycling Services	\$601,367	\$644,455	150%	101%

Overall County Tonnage Comparison by District



Solid Waste and Recycling Division Monthly Update
 February 19 Fiscal Year 2019
 Distributed to the Solid Waste and Recycling Board of Beaufort County

Fiscal Year 19 Recycling Revenue						Fiscal Year 19 MRF Credit		
Month/Year	Charleston Steel	GEL	GREIF (formerly Carastar)	Low Country Batteries	Sonoco	Month/Year	Waste Management (MRF) *monthly processing cost/share revenue	Rebate/Balance
Jul-17		-\$636.15	\$213.50		\$3,110.48	Jul-18	\$23,645.43/\$7,793.68	-\$15,851.75
Aug-17	\$57,075.12	-\$828.00	\$433.50			Aug-18	\$22,279.02/\$8,147.59	-\$14,131.43
Sep-17		-\$976.00	\$145.00			Sep-18	\$20,396.48/\$6,878.48	-\$13,518.00
Oct-17		-\$1,412.00	\$232.50		\$2,340.02	Oct-18	\$23,972.56/\$4,987.61	-\$18,984.95
Nov-17		-\$2,408.00	\$214.61			Nov-18	\$22,134.23/\$4,953.31	-\$17,180.92
Dec-17		-\$1,960.00	\$144.30	\$42.02		Dec-18	\$25,376.36/\$6,405.10	-\$18,971.26
Jan-18		-\$2,772.00	\$302.92		\$1,510.56	Jan-19	\$25,957.52/\$5,409.68	-\$20,547.84
Feb-18	\$39,486.99	-\$2,408.00	\$238.73			Feb-19	\$19,585.53/\$3,193.63	-\$16,391.90
Mar-18						Mar-19	\$0.00	\$0.00
Apr-18						Apr-19	\$0.00	\$0.00
May-18						May-19	\$0.00	\$0.00
Jun-18						Jun-19	\$0	\$0.00
Sub Totals	\$96,562.11	-\$13,400.15	\$1,925.06	\$42.02	\$6,961.06	Total	\$183,347.13/\$47,769.08	-\$135,578.05
GRAND TOTAL TO DATE					\$92,090.10			