



Beaufort County
Solid Waste and Recycling Board
Thursday, January 24, 2019
2:00 p.m.
Executive Board Room, Administration Building
100 Ribaut Road, Beaufort
843.255.2745



In accordance with South Carolina Code of Laws, 1976, Section 30-4-80(d), as amended, all local media was duly notified of the time, date, place and agenda of this meeting.

1. CALL TO ORDER 2:00 pm
 - A. Approval of Agenda
 - B. Approval of Minutes – December 6, 2018 ([backup](#))
2. INTRODUCTIONS
3. PUBLIC COMMENT
4. REPORTS FROM BOARD REGARDING MEETINGS WITH COUNCIL MEMBERS (All)
5. REPORTS
 - A. Solid Waste and Recycling Division Monthly Report November 18 FY19 ([backup](#))
 - B. Solid Waste and Recycling Division Monthly Report December 18 FY19 ([backup](#))
 - C. Recycling Coordinator – Ashley Jenkins
 1. Electronics (both locations) – 12/8/18
 2. Shred – 1/12/19 (Bluffton)
 3. Electronics – upcoming 216/19 (both locations)
 - D. Volunteer Coordinator – Caroline Dolbey
 1. Adopt-A-Highway End-of-Year
 - E. Litter Control – Artrell Horne
 1. Litter Report End-of-Year
6. UNFINISHED BUSINESS
 - A. Curbside Waste & Recycling Collection
7. NEW BUSINESS
 - A. Board Requests
8. PUBLIC COMMENT
9. ADJOURNMENT
 - A. Next Meeting, March 28, 2019, Executive Board Room, Administration Building, 100 Ribaut Road 2:00 p.m.



The
County
Channel





Beaufort County Solid Waste and Recycling Board Meeting
Thursday, December 6, 2018 2:00 pm
Executive Conference Room

Attendees:

David R. Uehling, VChair, District 6 Representative
Kim Corley, District 8 Representative
Sally Dennis, District 7 Representative
Lawrence Bryan, District 5 Representative
Derrick Coaxum, District 4 Representative (Ex-Officio)
Mike Bennett, District 3 Representative (Ex-Officio)
Jennifer Sharp, District 2 Representative (Ex-Officio)
Dave Wilhelm, Public Works Director
Cindy Carter, Solid Waste and Recycling
Ashley Jenkins, Solid Waste and Recycling
Artrell Horne, Litter Control

Absentees:

Vacant, District 9 Representative
Vacant, District 1 Representative (Ex-Officio)
Chris Vaigneur, MCAS Liaison
Shawn Iams, SC DHEC Liaison
Brad Woods, MCRD Liaison
Caroline Jordan Dolbey, Solid Waste and Recycling

Guests Attending:

Councilman Stu Rodman
David Kelly, Waste Pro

1. **Call to Order:** Vice-Chairman Uehling called the meeting to order at 2:01 pm.
 - A. **Agenda:** Vice-Chairman Uehling requested a motion to approve the agenda. Mr. Bennett motioned. Ms. Corley seconded. All approved the agenda.
 - B. **Minutes:** Vice-Chairman Uehling requested a motion to approve the September 27, 2018 minutes. Ms. Corley motioned. Ms. Dennis seconded. All approved the minutes.
2. **Introductions:** All attendees introduced themselves. Mr. Wilhelm advised the Board that Chairman Duryea has relocated from the area and has resigned his position. Mr. Wilhelm publicly thanked Duryea for his service to the Solid Waste and Recycling Board. Mr. Wilhelm relayed information that Lamar Taylor is retiring from the City of Beaufort and we are waiting on contact from the City.
3. **Public Comment:** There was no public comment.
4. **Reports from Board regarding meetings with Council Members:**
 - o Mr. Bennett's meeting with Hilton Head will be discussed later in the agenda.
5. **Reports:**
 - A. **SW&R Monthly Reports – September and October 2018:**
 - o Ms. Carter noted a 6% decrease in waste tonnage during September (over previous year); likely attributed to Hurricane Florence evacuees. Traffic down 5%
 - o At the end of the quarter, hauling and disposal expenditures at 25%, as expected
 - o Waste Management has removed 3rd party recycling data from reports; will input recycling information from monthly hauler reports
 - o Ms. Carter reported a 7% increase in waste tonnage during October (over previous year). Traffic up 8.5%
 - o Hauling and disposal expenditures at 35%
 - o Overall 1% increase for the reporting time period

B. Recycling Coordinator:

- Ms. Jenkins reported 276 vehicles during Beaufort shred event 10/6/18. 383 vehicles during Bluffton shred event 11/3/18
- Next electronic recycling – both locations – 12/8/18
- Next shred (Bluffton) 01/12/19
- Update was given on film collection: Since June 2 = 210,000 bags collected
- Jenkins and Mr. Bennett thanked Public for their community partnership
- Reminder: **Do not bag recyclables!**
- Ms. Sharp added an update on the plastic bag ban. Encourages residents to use their own bag instead of paper or heavy-mil plastic reuse options
- Ms. Jenkins advised that recycling will be added to Hilton Head Airport in 2019
- Ms. Dennis thanked Ms. Jenkins for providing recycling education material for her daughter's school

C. Litter Control:

- Mr. Horne reported on the Fall Clean-up day November 1. 19,185 pounds of litter collected. Thanks to all of our Sponsors, including municipalities and participating Adopt-A-Highway groups
- Mr. Bennet inquired about recycling component of removals; procedures have started (11 of 27 bags were recycled at the Convenience Center)
- Vice-Chairman Uehling asked about public 'Thank You' for event participants. Already done with newspaper advertisement, County Channel and Facebook
- Mr. Wilhelm added that he is working with Palmetto Pride to help promote event into a re-occurring Clean-up with regional partners; twice-per-year around Earth Day and in the Fall of 2019

6. Unfinished Business:

A. Curbside Waste and Recycling Collection: Ordinance Revision

- Ms. Carter provided a copy of the current County Ordinance [Chapter 62] to all present. Our consultant has drafted updated definitions and Option A and Option B as we move toward County-wide curbside
- SW&R Board will review; send notations to Ms. Carter by the end of December 2018
- Next steps will be Ordinance revision to Public Facilities Committee and Council for approval
- Mr. Wilhelm added that 6 RFP proposals are currently under review. The RFP was for Unincorporated Beaufort County. A recent meeting with Hilton Head Island may initiate an opportunity to involve municipalities in the discussion. Mr. Wilhelm may meet with the other three municipalities (along with their SW&R representative) in the future to assess impact/cost benefits. Options will be reviewed via Legal per RFP

7. New Business:

A. Compost Pilot Project:

- Mr. Wilhelm reported that the Compost Pilot is complete. Clemson Extension has tested and the soil amendment is a good product. Looking at sites for full scale program and initiating permitting process. Ultimate goal is to incorporate food waste

B. Board Requests:

- Mr. Bennett inquired 'how is the Chair position determined?' Mr. Wilhelm responded that we are making attempts to fill the vacancy for District 9 and then the Board will decide

- 8. Public Comment:** There was no public comment. Ms. Sharp thanked Ms. Carter for scheduling the MRF tour. Sharp was 'underwhelmed' and shared the baler is inoperable and needs \$100K in repairs. MRF acts as a transfer facility instead of a MRF. Open discussion on the need for cleaner recyclables in hopes of lower processing fees. Education to removed contamination is critical
- 9. Adjournment:** – The meeting ended at 2:51 pm. The next regular Board meeting will be held January 24, 2019, in the Executive Conference Room, Administration Building, 2:00 pm.

Solid Waste and Recycling Division Monthly Update
November 18 Fiscal Year 2019
Distributed to the Solid Waste and Recycling Board of Beaufort County

Solid Waste Overall County Convenience Center Tonnage

	November FY18	November FY19
CLASS 3 WASTE (MSW)	1,694.73	1,720.04
CLASS 2 (C & D)	1,054.79	941.96
CLASS 1 (Yard Waste)	396.24	511.16
TOTAL Convenience Center Tonnage	3,145.76	3,173.16
% of All Residential Disposal from CC	47.34%	47.34%

Solid Waste Overall County Residential Route Tonnage

	November FY18	November FY19
CLASS 3 WASTE (MSW)	2,992.36	3,151.83
CLASS 2 (C & D)	0.00	0.09
CLASS 1 (Yard Waste)	507.57	377.97
TOTAL Residential Route Tonnage	3,499.93	3,529.89
% of All Residential Disposal from Residential Route	52.66%	52.66%

Overall Solid Waste Activity by Solid Waste District

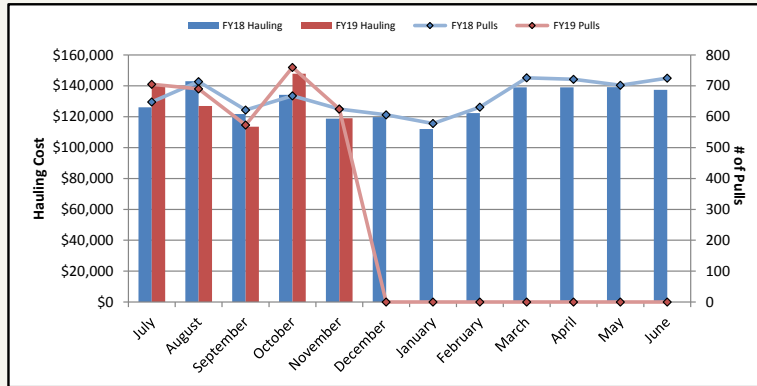
Solid Waste District	CLASS 3 WASTE (MSW)	CLASS 2 WASTE (C & D)	CLASS 1 WASTE (Yard)	Total District Tonnage
District 1 City of Beaufort	348.25	0.00	186.59	534.84
District 2 Town of Port Royal	59.40	0.00	191.38	250.78
District 3 Town of Hilton Head	1,340.35	236.88	164.50	1,741.73
District 4 Town of Bluffton	409.71	260.31	129.41	799.43
District 5 Sheldon Township	157.36	22.43	0.00	179.79
District 6 Unincorporated Port Royal Island	444.71	215.86	73.61	734.18
District 7 Unincorporated Lady's Island	338.58	0.00	0.00	338.58
District 8 St. Helena & Islands East	450.59	146.35	126.00	722.94
District 9 Unincorporated Bluffton Township	1,287.31	60.22	17.64	1,365.17
Daufuskie	35.61	0.00	0.00	35.61
MONTHLY OVERALL COUNTY TONNAGE	4,871.87	942.05	889.13	6,703.05
YTD OVERALL COUNTY TONNAGE	25,376.17	4,606.22	4,294.61	34,277.00

Solid Waste and Recycling Division Monthly Update
November 2018 Fiscal Year 2019
Distributed to the Solid Waste and Recycling Board of Beaufort County

Solid Waste Hauling Costs

Month	FY18 Hauling	FY19 Hauling
July	\$126,057	\$140,004
August	\$143,043	\$126,997
September	\$121,682	\$113,508
October	\$134,116	\$147,836
November	\$118,700	\$118,951
December	\$119,759	\$0
January	\$112,054	\$0
February	\$122,381	\$0
March	\$139,006	\$0
April	\$139,007	\$0
May	\$139,190	\$0
June	\$137,454	\$0
TOTAL	\$1,552,449	\$647,296

Solid Waste Hauling Costs



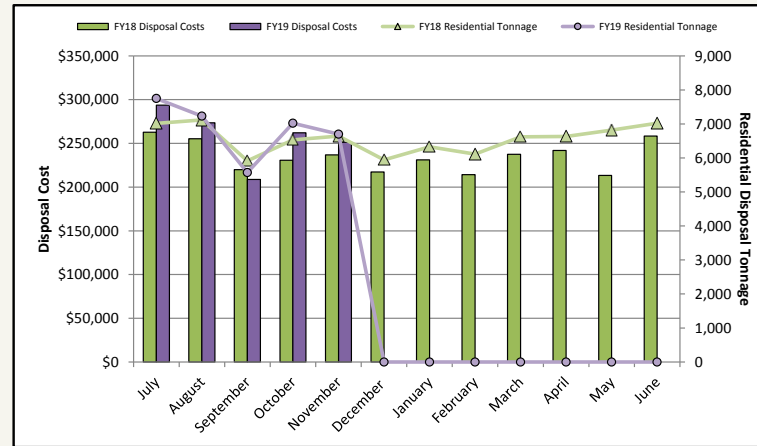
Number of Pulls

Month	FY18 Pulls	FY19 Pulls
July	648	705
August	714	690
September	622	573
October	668	760
November	625	625
December	606	0
January	578	0
February	631	0
March	726	0
April	721	0
May	702	0
June	725	0
TOTAL	7,966	3,353

Solid Waste Disposal Costs

Month	FY18 Disposal Costs	FY19 Disposal Costs
July	\$262,686	\$293,709
August	\$255,266	\$273,473
September	\$219,901	\$208,666
October	\$230,617	\$262,198
November	\$236,949	\$251,376
December	\$217,209	\$0
January	\$231,199	\$0
February	\$214,227	\$0
March	\$237,540	\$0
April	\$241,944	\$0
May	\$213,348	\$0
June	\$258,438	\$0
TOTAL	\$2,819,324	\$1,289,422

Solid Waste Disposal Cost



Total County Residential Tonnage Disposal

Month	FY18 Residential Tonnage	FY19 Residential Tonnage
July	7,016	7,748
August	7,118	7,231
September	5,915	5,572
October	6,530	7,023
November	6,646	6,703
December	5,945	0
January	6,329	0
February	6,111	0
March	6,619	0
April	6,635	0
May	6,818	0
June	7,021	0
TOTAL	78,703	34,277

Solid Waste Hauling and Disposal Budgets Status

	FY18 Through November	FY19 Through November	FY18 % Expended	FY19 % Expended
Hauling Costs	\$643,598	\$647,296	64%	42%
Disposal Costs	\$1,205,419	\$1,289,422	38%	43%

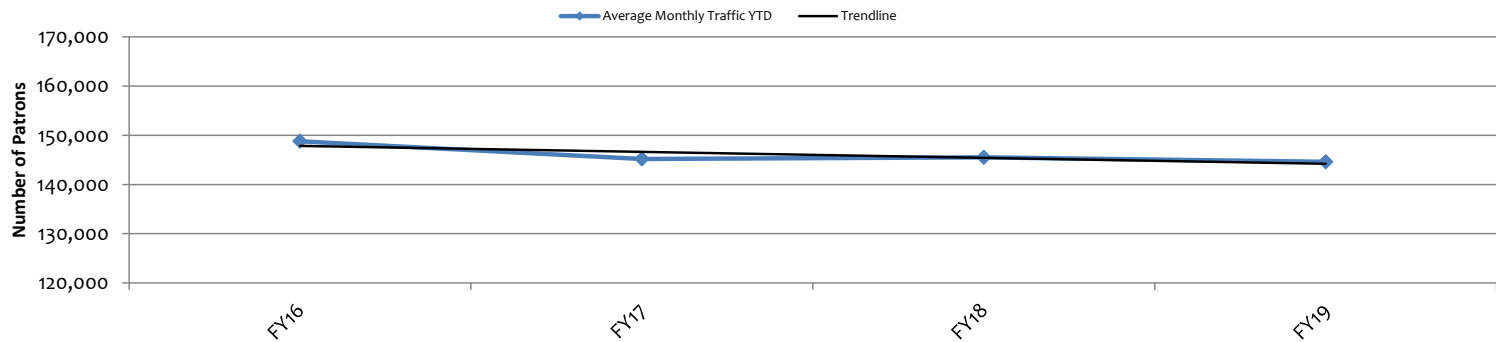
Solid Waste and Recycling Division Monthly Update
 November 2018 Fiscal Year 2019
 Distributed to the Solid Waste and Recycling Board of Beaufort County

Monthly Convenience Center Total Traffic Information

	November FY 18	November FY 19
Hilton Head	26,738	30,445
Bluffton	24,850	25,560
Lobeco	6,753	6,953
Sheldon	1,570	1,667
Big Estate	1,314	1,174
Shanklin	12,163	14,949
Gate	12,902	11,276
St. Helena	31,407	29,247
Coffin Point	1,440	1,663
Cuffy	1,135	1,370
Pritchardville	12,505	10,110
Total Traffic for ALL Convenience Centers	132,777	134,414

Note: December FY13 Attendant's Numbers. Shanklin & Pritchardville FY14 Attendant's Numbers

Average Monthly Traffic YTD by Fiscal Year

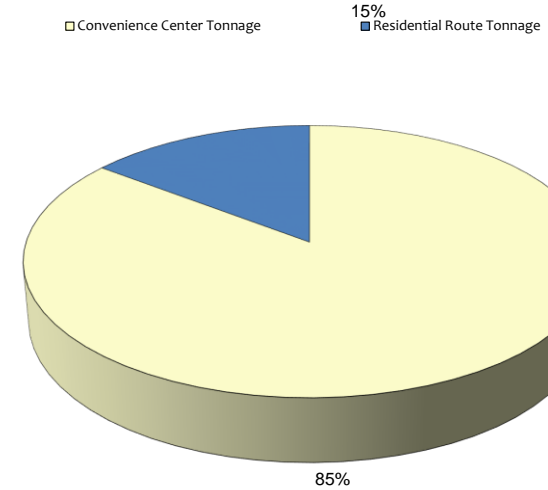


Solid Waste and Recycling Division Monthly Update
November 18 Fiscal Year 2019
Distributed to the Solid Waste and Recycling Board of Beaufort County

Recycling Activity by Solid Waste District

Solid Waste District	Convenience Center Tonnage	Residential Route Tonnage	Overall County Tonnage by District	Commercial Tonnage
District 1 City of Beaufort		0.54	0.54	0.00
District 2 Town of Port Royal		0.00	0.00	0.00
District 3 Town of Hilton Head	100.27	0.00	100.27	0.00
District 4 Town of Bluffton	88.74	0.00	88.74	0.00
District 5 Sheldon Township	0.00	0.00	0.00	0.00
District 6 Unincorporated Port Royal Island	25.87	0.00	25.87	0.00
Solid Waste District 7 Unincorporated Lady's Island	0.00	0.00	0.00	0.00
Solid Waste District 8 St. Helena & Islands East	55.87	0.00	55.87	0.00
Solid Waste District 9 Unincorporated Bluffton Township	24.72	50.21	74.93	0.00
Daufuskie	0.00		0.00	0.00
OVERALL COUNTY TONNAGE	295.47	50.75	346.22	0.00
COUNTY TONNAGE PLUS NEWSPAPER	53.20			

Monthly Comparison of Residential Recycling Sources



YTD Residential Recycling Tonnage

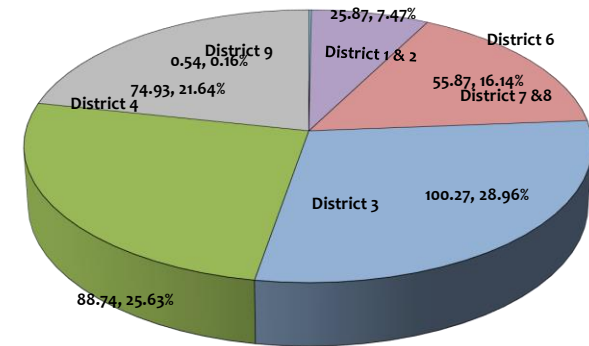
	Convenience Center Tonnage	Residential Route Tonnage	YTD Residential Tonnage
YTD Residential Tonnage	1,461.17	1,233.07	2,694.24
	241.10		2,935.34

Fiscal Year Overall County Recycling Tonnage & Services Comparison

Month	FY 18 Recycling Tonnage	FY 19 Recycling Tonnage	FY 18 Recycling Services Cost	FY 19 Recycling Services Cost
July	607.01	675.83	\$45,922	\$79,251
August	617.52	703.03	\$60,659	\$76,768
September	545.18	499.47	\$52,111	\$67,356
October	602.62	361.04	\$78,989	\$86,912
November	703.17	346.22	\$88,384	\$78,238
December	718.91		\$95,769	
January	754.60		\$98,899	
February	633.25		\$80,634	
March	658.14		\$101,570	
April	674.21		\$97,332	
May	721.79		\$97,139	
June	669.33		\$100,636	
TOTAL	7,905.73	2,585.59	\$998,044	\$388,525

Residential Tonnage + Newspaper Tonnage NO Commercial Tonnage

Overall County Tonnage Comparison by District



Solid Waste Recycling Budget Status

	FY18 Through November	FY19 Through November	FY17 % Expended YTD	FY18 % Expended YTD
Recycling Services	\$326,065	\$388,525	82%	61%

Solid Waste and Recycling Division Monthly Update
 November 18 Fiscal Year 2019
 Distributed to the Solid Waste and Recycling Board of Beaufort County

Fiscal Year 19 Recycling Revenue						Fiscal Year 19 MRF Credit		
Month/Year	Charleston Steel	GEL	Caraustar	Low Country Batteries	Sonoco	Month/Year	Waste Management (MRF) *monthly processing cost/share revenue	Rebate/Balance
Jul-17		-\$636.15	\$213.50		\$3,110.48	Jul-17	\$23,645.43/\$7,793.68	-\$15,851.75
Aug-17	\$57,075.12	-\$828.00	\$433.50			Aug-17	\$22,279.02/\$8,147.59	-\$14,131.43
Sep-17		-\$976.00	\$145.00			Sep-17	\$20,396.48/\$6,878.48	-\$13,518.00
Oct-17		-\$1,412.00	\$232.50		\$2,340.02	Oct-17	\$23,972.56/\$4,987.61	-\$18,984.95
Nov-17		-\$2,408.00	\$214.61			Nov-17	\$22,134.23/\$4,953.31	-\$17,180.92
Dec-17						Dec-17	\$0.00	\$0.00
Jan-18						Jan-18	\$0.00	\$0.00
Feb-18						Feb-18	\$0.00	\$0.00
Mar-18						Mar-18	\$0.00	\$0.00
Apr-18						Apr-18	\$0.00	\$0.00
May-18						May-18	\$0.00	\$0.00
Jun-18						Jun-18	\$0	\$0.00
Sub Totals	\$57,075.12	-\$6,260.15	\$1,239.11	\$0.00	\$5,450.50	Total	\$112,427.72/\$32,760.67	-\$79,667.05
GRAND TOTAL TO DATE					\$57,504.58			

Solid Waste and Recycling Division Monthly Update
 December 18 Fiscal Year 2019
 Distributed to the Solid Waste and Recycling Board of Beaufort County

Solid Waste Overall County Convenience Center Tonnage

	December FY18	December FY19
CLASS 3 WASTE (MSW)	1,762.95	1,795.29
CLASS 2 (C & D)	743.09	796.60
CLASS 1 (Yard Waste)	346.50	359.92
TOTAL Convenience Center Tonnage	2,852.54	2,951.81
% of All Residential Disposal from CC	47.98%	49.94%

Solid Waste Overall County Residential Route Tonnage

	December FY18	December FY19
CLASS 3 WASTE (MSW)	2,715.64	2,803.59
CLASS 2 (C & D)	0.21	4.54
CLASS 1 (Yard Waste)	376.44	151.23
TOTAL Residential Route Tonnage	3,092.29	2,959.36
% of All Residential Disposal from Residential Route	52.02%	50.06%

Overall Solid Waste Activity by Solid Waste District

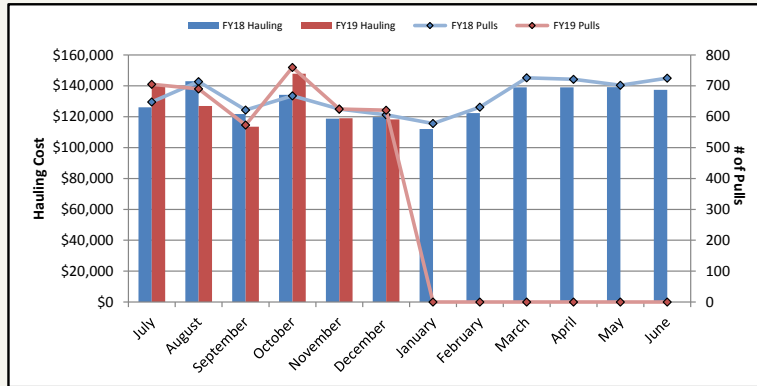
Solid Waste District	CLASS 3 WASTE (MSW)	CLASS 2 WASTE (C & D)	CLASS 1 WASTE (Yard)	Total District Tonnage
District 1 City of Beaufort	220.10	0.01	78.83	298.94
District 2 Town of Port Royal	89.93	0.00	71.96	161.89
District 3 Town of Hilton Head	1,238.83	235.16	105.44	1,579.43
District 4 Town of Bluffton	404.70	216.98	101.50	723.18
District 5 Sheldon Township	158.23	13.32	3.50	175.05
District 6 Unincorporated Port Royal Island	498.39	163.48	38.50	700.37
District 7 Unincorporated Lady's Island	312.54	0.00	0.00	312.54
District 8 St. Helena & Islands East	418.42	123.42	77.00	618.84
District 9 Unincorporated Bluffton Township	1,238.19	48.77	34.42	1,321.38
Daufuskie	19.55	0.00	0.00	19.55
MONTHLY OVERALL COUNTY TONNAGE	4,598.88	801.14	511.15	5,911.17
YTD OVERALL COUNTY TONNAGE	29,975.05	5,407.36	4,805.76	40,188.17

Solid Waste and Recycling Division Monthly Update
 December 2018 Fiscal Year 2019
 Distributed to the Solid Waste and Recycling Board of Beaufort County

Solid Waste Hauling Costs

Month	FY18 Hauling	FY19 Hauling
July	\$126,057	\$140,004
August	\$143,043	\$126,997
September	\$121,682	\$113,508
October	\$134,116	\$147,836
November	\$118,700	\$118,951
December	\$119,759	\$118,231
January	\$112,054	\$0
February	\$122,381	\$0
March	\$139,006	\$0
April	\$139,007	\$0
May	\$139,190	\$0
June	\$137,454	\$0
TOTAL	\$1,552,449	\$765,527

Solid Waste Hauling Costs



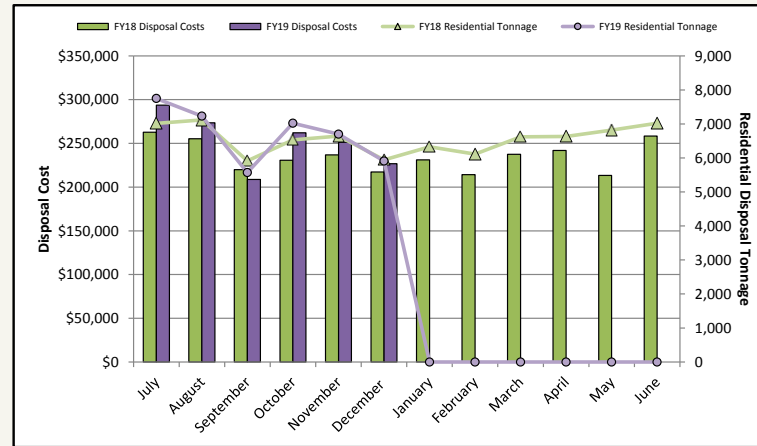
Number of Pulls

Month	FY18 Pulls	FY19 Pulls
July	648	705
August	714	690
September	622	573
October	668	760
November	625	625
December	606	621
January	578	0
February	631	0
March	726	0
April	721	0
May	702	0
June	725	0
TOTAL	7,966	3,974

Solid Waste Disposal Costs

Month	FY18 Disposal Costs	FY19 Disposal Costs
July	\$262,686	\$293,709
August	\$255,266	\$273,473
September	\$219,901	\$208,666
October	\$230,617	\$262,198
November	\$236,949	\$251,376
December	\$217,209	\$226,703
January	\$231,199	\$0
February	\$214,227	\$0
March	\$237,540	\$0
April	\$241,944	\$0
May	\$213,348	\$0
June	\$258,438	\$0
TOTAL	\$2,819,324	\$1,516,125

Solid Waste Disposal Cost



Total County Residential Tonnage Disposal

Month	FY18 Residential Tonnage	FY19 Residential Tonnage
July	7,016	7,748
August	7,118	7,231
September	5,915	5,572
October	6,530	7,023
November	6,646	6,703
December	5,945	5,911
January	6,329	0
February	6,111	0
March	6,619	0
April	6,635	0
May	6,818	0
June	7,021	0
TOTAL	78,703	40,188

Solid Waste Hauling and Disposal Budgets Status

	FY18 Through December	FY19 Through December	FY18 % Expended	FY19 % Expended
Hauling Costs	\$763,357	\$765,527	76%	50%
Disposal Costs	\$1,422,628	\$1,516,125	45%	51%

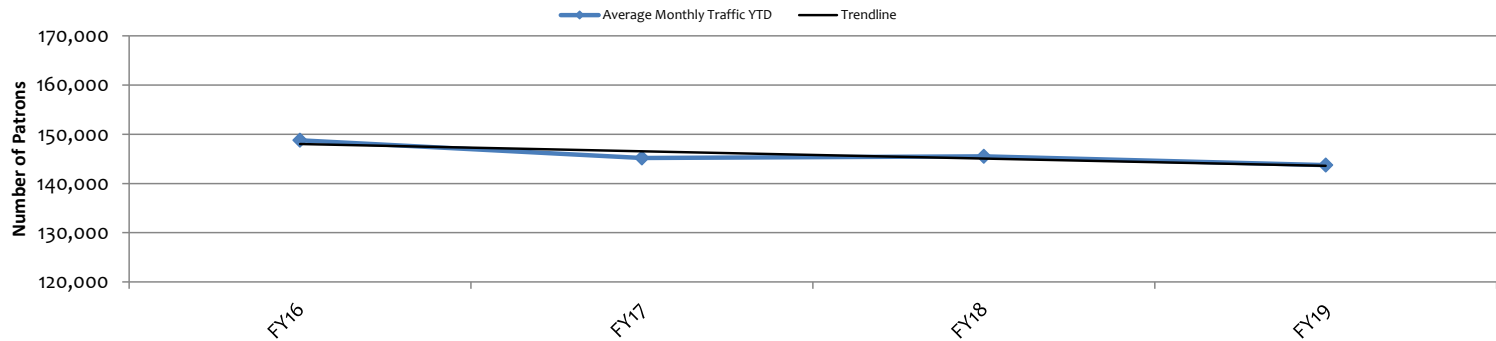
Solid Waste and Recycling Division Monthly Update
 December 2018 Fiscal Year 2019
 Distributed to the Solid Waste and Recycling Board of Beaufort County

Monthly Convenience Center Total Traffic Information

	December FY 18	December FY 19
Hilton Head	44,780	32,477
Bluffton	37,572	26,213
Lobeco	7,450	6,515
Sheldon	1,683	1,814
Big Estate	1,357	1,258
Shanklin	13,189	11,990
Gate	12,153	13,264
St. Helena	26,679	31,192
Coffin Point	1,745	1,976
Cuffy	1,211	1,457
Pritchardville	12,879	11,168
Total Traffic for ALL Convenience Centers	160,698	139,324

Note: December FY13 Attendant's Numbers. Shanklin & Pritchardville FY14 Attendant's Numbers

Average Monthly Traffic YTD by Fiscal Year

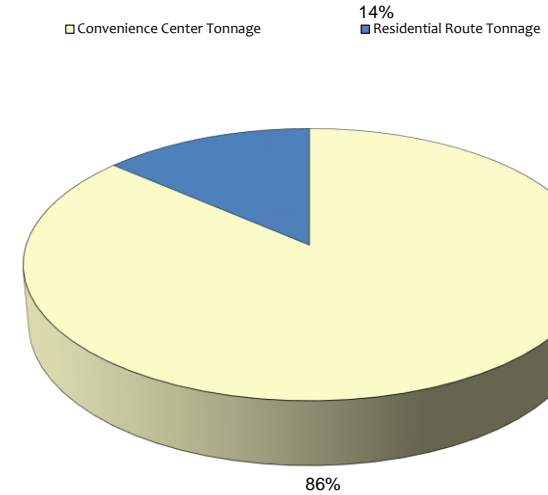


Solid Waste and Recycling Division Monthly Update
December 18 Fiscal Year 2019
Distributed to the Solid Waste and Recycling Board of Beaufort County

Recycling Activity by Solid Waste District

Solid Waste District	Convenience Center Tonnage	Residential Route Tonnage	Overall County Tonnage by District	Commercial Tonnage
District 1 City of Beaufort			0.00	0.00
District 2 Town of Port Royal		0.00	0.00	0.00
District 3 Town of Hilton Head	116.60	0.00	116.60	0.00
District 4 Town of Bluffton	107.36	0.00	107.36	0.00
District 5 Sheldon Township	0.00	0.00	0.00	0.00
District 6 Unincorporated Port Royal Island	27.12	0.00	27.12	0.00
Solid Waste District 7 Unincorporated Lady's Island	0.00	0.00	0.00	0.00
Solid Waste District 8 St. Helena & Islands East	67.54	0.00	67.54	0.00
Solid Waste District 9 Unincorporated Bluffton Township	27.21	54.64	81.85	0.00
Daufuskie	0.00		0.00	0.00
OVERALL COUNTY TONNAGE	345.83	54.64	400.47	0.00
COUNTY TONNAGE PLUS NEWSPAPER	36.90		437.37	

Monthly Comparison of Residential Recycling Sources



YTD Residential Recycling Tonnage

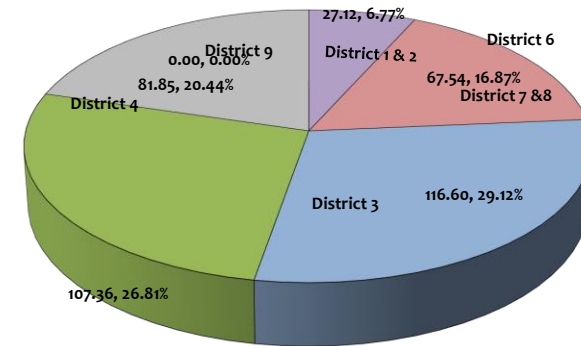
	Convenience Center Tonnage	Residential Route Tonnage	YTD Residential Tonnage
YTD Residential Tonnage	1,807.00	1,287.71	3,094.71
	278.00		3,372.71

Fiscal Year Overall County Recycling Tonnage & Services Comparison

Month	FY 18 Recycling Tonnage	FY 19 Recycling Tonnage	FY 18 Recycling Services Cost	FY 19 Recycling Services Cost
July	607.01	675.83	\$45,922	\$79,251
August	617.52	703.03	\$60,659	\$76,768
September	545.18	499.47	\$52,111	\$67,356
October	602.62	361.04	\$78,989	\$86,912
November	703.17	346.22	\$88,384	\$78,238
December	718.91	400.47	\$95,769	\$90,313
January	754.60		\$98,899	
February	633.25		\$80,634	
March	658.14		\$101,570	
April	674.21		\$97,332	
May	721.79		\$97,139	
June	669.33		\$100,636	
TOTAL	7,905.73	2,986.06	\$998,044	\$478,838

Residential Tonnage + Newspaper Tonnage NO Commercial Tonnage

Overall County Tonnage Comparison by District



Solid Waste Recycling Budget Status

	FY18 Through December	FY19 Through December	FY17 % Expended YTD	FY18 % Expended YTD
Recycling Services	\$421,834	\$478,838	105%	75%

Solid Waste and Recycling Division Monthly Update
 December 18 Fiscal Year 2019
 Distributed to the Solid Waste and Recycling Board of Beaufort County

Fiscal Year 19 Recycling Revenue						Fiscal Year 19 MRF Credit		
Month/Year	Charleston Steel	GEL	Caraustar	Low Country Batteries	Sonoco	Month/Year	Waste Management (MRF) *monthly processing cost/share revenue	Rebate/Balance
Jul-17		-\$636.15	\$213.50		\$3,110.48	Jul-17	\$23,645.43/\$7,793.68	-\$15,851.75
Aug-17	\$57,075.12	-\$828.00	\$433.50			Aug-17	\$22,279.02/\$8,147.59	-\$14,131.43
Sep-17		-\$976.00	\$145.00			Sep-17	\$20,396.48/\$6,878.48	-\$13,518.00
Oct-17		-\$1,412.00	\$232.50		\$2,340.02	Oct-17	\$23,972.56/\$4,987.61	-\$18,984.95
Nov-17		-\$2,408.00	\$214.61			Nov-17	\$22,134.23/\$4,953.31	-\$17,180.92
Dec-17		-\$1,960.00	\$144.30	\$42.02		Dec-17	\$25,376.36/\$6,405.10	-\$18,971.26
Jan-18						Jan-18	\$0.00	\$0.00
Feb-18						Feb-18	\$0.00	\$0.00
Mar-18						Mar-18	\$0.00	\$0.00
Apr-18						Apr-18	\$0.00	\$0.00
May-18						May-18	\$0.00	\$0.00
Jun-18						Jun-18	\$0	\$0.00
Sub Totals	\$57,075.12	-\$8,220.15	\$1,383.41	\$42.02	\$5,450.50	Total	\$137,804.08/\$39,165.77	-\$98,638.31
GRAND TOTAL TO DATE					\$55,730.90			