



Beaufort County
Solid Waste and Recycling Board
Thursday, December 6, 2018
2:00 p.m.
Executive Board Room, Administration Building
100 Ribaut Road, Beaufort
843.255.2745



In accordance with South Carolina Code of Laws, 1976, Section 30-4-80(d), as amended, all local media was duly notified of the time, date, place and agenda of this meeting.

1. CALL TO ORDER 2:00 pm
 - A. Approval of Agenda
 - B. Approval of Minutes – September 27, 2018 ([backup](#))
2. INTRODUCTIONS
3. PUBLIC COMMENT
4. REPORTS FROM BOARD REGARDING MEETINGS WITH COUNCIL MEMBERS (All)
5. REPORTS
 - A. Solid Waste and Recycling Division Monthly Report September 18 FY19 ([backup](#))
 - B. Solid Waste and Recycling Division Monthly Report October 18 FY19 ([backup](#))
 - C. Recycling Coordinator – Ashley Jenkins
 1. Shred – 10/6/2018 (Beaufort); 11/3/18 (Bluffton)
 2. Electronics – upcoming 12/8/18 (both locations)
 3. Shred – upcoming 1/12/19 (Bluffton)
 - D. Litter Control – Artrell Horne
 1. Public Works Clean-Up 11/1/18
6. UNFINISHED BUSINESS
 - A. Curbside Waste & Recycling Collection – Ordinance Revision
7. NEW BUSINESS
 - A. Compost Pilot Project
 - B. Board Requests
8. PUBLIC COMMENT
9. ADJOURNMENT
 - A. Next Meeting, January 24, 2019, Executive Board Room, Administration Building, 100 Ribaut Road 2:00 p.m.



Beaufort County Solid Waste and Recycling Board Meeting
Thursday, September 27, 2018 2:00 pm
Executive Conference Room

Attendees:

David R. Uehling, VChair, District 6 Representative
Kim Corley, District 8 Representative
Sally Dennis, District 7 Representative
Mike Bennett, District 3 Representative (Ex-Officio)
Jennifer Sharp, District 2 Representative (Ex-Officio)
Nathan Farrow for Lamar Taylor, District 1 Representative (Ex-Officio)
Chris Vaigneur, MCAS Liaison
Shawn Iams, SC DHEC Liaison
Dave Wilhelm, Public Works Director
Cindy Carter, Solid Waste and Recycling
Ashley Jenkins, Solid Waste and Recycling
Caroline Jordan Dolbey, Solid Waste and Recycling
Artrell Horne, Litter Control
Cynthia Martin, Public Works Administration

Absentees:

Dan Duryea, Chairman, District 9 Representative
Lawrence Bryan, District 5 Representative
Derrick Coaxum, District 4 Representative (Ex-Officio)
Brad Woods, MCRD Liaison

Guests Attending:

N/A

- 1. Call to Order:** Vice-Chairman Uehling called the meeting to order at 2:00 pm.
 - A. Agenda:** Vice-Chairman Uehling requested a motion to approve the agenda. Mr. Bennett motioned. Ms. Corley seconded. All approved the agenda.
 - B. Minutes:** Vice-Chairman Uehling requested a motion to approve the July 26, 2018 minutes. Ms. Corley motioned. Mr. Bennett seconded. All approved the minutes.
- 2. Introductions:** All attendees introduced themselves.
- 3. Public Comment:** There was no public comment.
- 4. Reports from Board regarding meetings with Council Members:**
 - There was no communication to be reported. Mr. Wilhelm reminded Board members that this is the time to report any updates or communication with Council
- 5. Reports:**
 - A. SW&R Monthly Reports – July and August 2018:**
 - Ms. Carter compared first two months of FY19 to same period FY18
 - County residential collection averages 55% (Convenience Centers 45%)
 - Waste collected 846 tons higher; Total waste generated in 2 months = 14,979 tons
 - Hauling costs balanced; disposal costs increased 9.47%
 - Traffic increased 9,642 vehicles for both months combined; trend increasing
 - Recycling = July (676 tons); August (703 tons). YTD total = 1,379 tons. This is approximately 9% of the total waste stream
 - Revenue mainly attributable from Charleston Steel; no MRF revenue since July 2017
 - MRF visit has been requested by Ms. Sharp. Invitation extended to all SW&R if

approved by Waste Management

B. Recycling Coordinator:

- Ms. Jenkins reported 559 vehicles during Bluffton shred event on 8/18/18
- Electronics event 9/8/18 (both locations) – 1,053 vehicles/83.86 tons collected
- Next Shred event is in Beaufort on October 6th
- Robert Smalls International Academy won the Outstanding Start-up Recycling Program (State) as a result of their Student Council's efforts
- Meetings have been held with City of Beaufort and Town of Bluffton to make sure recycling messages are compatible; Port Royal and Hilton Head pending

C. Volunteer Coordinator:

- Ms. Dolbey reported County Council continues to recognize Adopt-A-Highway groups: 8/27 (Hibernians & Moss Creek); 9/24 (Bluffton Kiwanis & Stock Farmers)
- The Annual Adopt-A-Highway meeting was rescheduled per Hurricane Florence – new date: October 18, 2018 at 11:00 (Port Royal Sound Foundation Maritime Center)

D. Litter Control:

- Mr. Horne discussed the Public Works clean-up on 8/29/18 as requested by Interim Administrator Keavney (prior Labor Day)
- The August Litter tracker was displayed – 15,435 lbs. collected. Large items appear to be from hauler littering

6. Unfinished Business:

A. Curbside Waste and Recycling Collection

- Ms. Carter updated that the RFP for Curbside Collection was posted August 1. There was a mandatory pre-meeting on Aug. 16 (good attendance). Currently in a Q&A period. Bids will close October 31 at 3PM. Ms. Dennis inquired about local participation. Mr. Wilhelm advised that a list of Aug. 16 attendees would be provided to the Board [e-mailed 10/9/18] A recommendation for the Board at the next meeting

B. Daufuskie Island – One Island Solution:

- Mr. Wilhelm reported service began Saturday, 9/1/18 with Dolphin Shared Management. The former Convenience Center is closed (soils will be tested/site graded). No problems per Casey Scott and Daufuskie Island Council representatives

C. Fall Clean-Up (November 1, 2018):

- Mr. Horne described the upcoming County-wide clean-up with partnerships and municipality support. Coincides with November 1 Plastic Bag Ban in Beaufort County. Mr. Wilhelm indicated that neighboring Jasper County (City of Hardeeville and Ridgeland) indicates an interest in participation. Mr. Bennett requested a recycling component to the litter collection activity
- Vice-Chairman requested information on the upcoming Plastic Bag Ban. Update provided by Ms. Sharp. Mr. Iams suggested incorporating recycling of paper bags as this ban goes into effect

7. New Business:

A. 2019 SW&R Meeting Schedule:

- Ms. Carter supplied all members present with the 2019 meeting calendar

B. Board Requests:

- There were no Board requests. Ms. Sharp inquired about recycling options for #1 clamshells as well as container design for upcoming Beaufort Waterfront project

8. Public Comment: There was no public comment

9. Adjournment: – The meeting ended at 2:40 pm. The next regular Board meeting will be held December 6, 2018, in the Executive Conference Room, Administration Building, 2:00 pm.

Solid Waste and Recycling Division Monthly Update
 September 18 Fiscal Year 2019
 Distributed to the Solid Waste and Recycling Board of Beaufort County

Solid Waste Overall County Convenience Center Tonnage

	September FY18	September FY19
CLASS 3 WASTE (MSW)	1,602.89	1,443.69
CLASS 2 (C & D)	815.88	746.19
CLASS 1 (Yard Waste)	370.05	374.55
TOTAL Convenience Center Tonnage	2,788.82	2,564.43
% of All Residential Disposal from CC	47.15%	46.02%

Solid Waste Overall County Residential Route Tonnage

	September FY18	September FY19
CLASS 3 WASTE (MSW)	2,897.63	2,670.43
CLASS 2 (C & D)	2.65	0.00
CLASS 1 (Yard Waste)	225.83	337.57
TOTAL Residential Route Tonnage	3,126.11	3,008.00
% of All Residential Disposal from Residential Route	52.85%	53.98%

Overall Solid Waste Activity by Solid Waste District

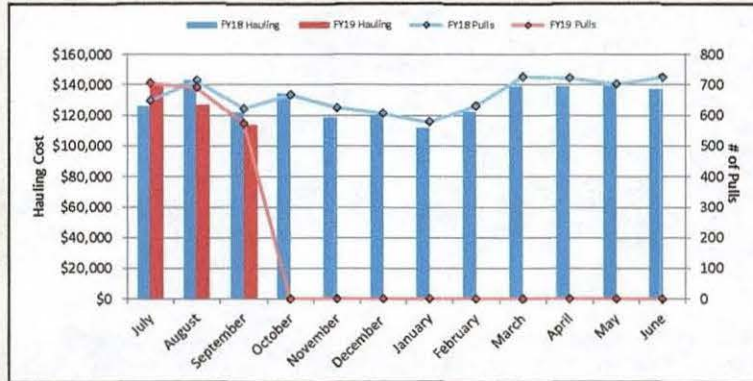
Solid Waste District	CLASS 3 WASTE (MSW)	CLASS 2 WASTE (C & D)	CLASS 1 WASTE (Yard)	Total District Tonnage
District 1 City of Beaufort	211.10	0.00	175.41	386.51
District 2 Town of Port Royal	90.70	0.00	161.38	252.08
District 3 Town of Hilton Head	1,174.26	166.59	112.00	1,452.85
District 4 Town of Bluffton	347.05	211.06	100.19	658.30
District 5 Sheldon Township	142.92	18.60	3.50	165.02
District 6 Unincorporated Port Royal Island	336.42	183.68	64.36	584.46
District 7 Unincorporated Lady's Island	265.51	0.00	0.00	265.51
District 8 St. Helena & Islands East	368.97	113.89	77.00	559.86
District 9 Unincorporated Bluffton Township	1,136.45	52.37	18.28	1,207.10
Daufuskie	40.74	0.00	0.00	40.74
MONTHLY OVERALL COUNTY TONNAGE	4,114.12	746.19	712.12	5,572.43
YTD OVERALL COUNTY TONNAGE	15,436.82	2,688.79	2,425.45	20,551.06

Solid Waste and Recycling Division Monthly Update
 September 2018 Fiscal Year 2019
 Distributed to the Solid Waste and Recycling Board of Beaufort County

Solid Waste Hauling Costs

Month	FY18 Hauling	FY19 Hauling
July	\$126,057	\$140,004
August	\$143,043	\$126,997
September	\$121,682	\$113,508
October	\$134,116	\$0
November	\$118,700	\$0
December	\$119,759	\$0
January	\$112,054	\$0
February	\$122,381	\$0
March	\$139,006	\$0
April	\$139,007	\$0
May	\$139,190	\$0
June	\$137,454	\$0
TOTAL	\$1,552,449	\$380,509

Solid Waste Hauling Costs



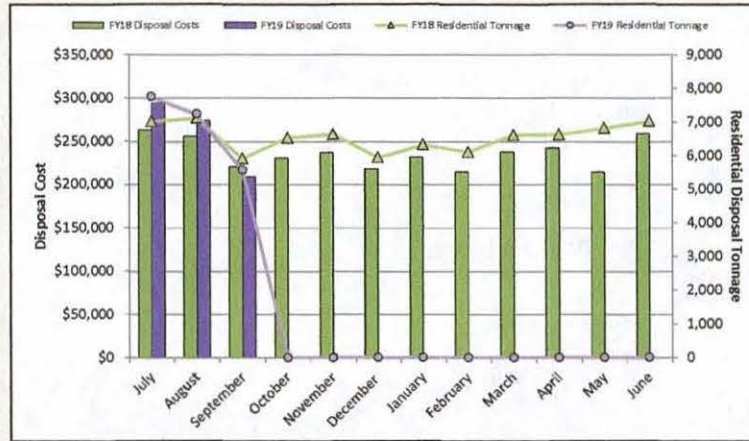
Number of Pulls

Month	FY18 Pulls	FY19 Pulls
July	648	705
August	714	690
September	622	573
October	668	0
November	625	0
December	606	0
January	578	0
February	631	0
March	726	0
April	721	0
May	702	0
June	725	0
TOTAL	7,966	1,968

Solid Waste Disposal Costs

Month	FY18 Disposal Costs	FY19 Disposal Costs
July	\$262,686	\$293,709
August	\$255,266	\$273,473
September	\$219,901	\$208,666
October	\$230,617	\$0
November	\$236,949	\$0
December	\$217,209	\$0
January	\$231,199	\$0
February	\$214,227	\$0
March	\$237,540	\$0
April	\$241,944	\$0
May	\$213,348	\$0
June	\$258,438	\$0
TOTAL	\$2,819,324	\$775,848

Solid Waste Disposal Cost



Total County Residential Tonnage Disposal

Month	FY18 Residential Tonnage	FY19 Residential Tonnage
July	7,016	7,748
August	7,118	7,231
September	5,915	5,572
October	6,530	0
November	6,646	0
December	5,945	0
January	6,329	0
February	6,111	0
March	6,619	0
April	6,635	0
May	6,818	0
June	7,021	0
TOTAL	78,703	20,551

Solid Waste Hauling and Disposal Budgets Status

	FY18 Through September	FY19 Through September	FY18 % Expended	FY19 % Expended
Hauling Costs	\$390,782	\$380,509	39%	25%
Disposal Costs	\$737,853	\$775,848	24%	26%

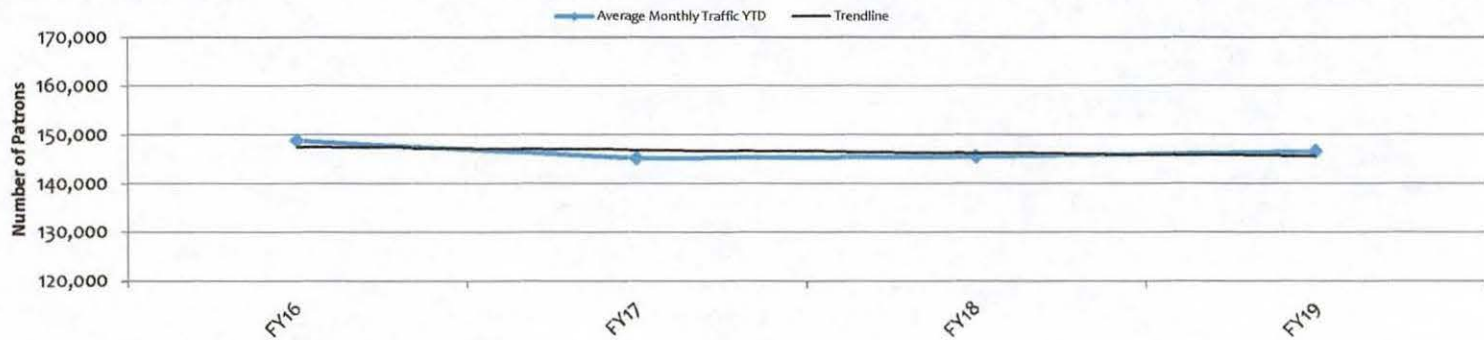
Solid Waste and Recycling Division Monthly Update
 September 2018 Fiscal Year 2019
 Distributed to the Solid Waste and Recycling Board of Beaufort County

Monthly Convenience Center Total Traffic Information

	September FY 18	September FY 19
Hilton Head	35,980	26,931
Bluffton	32,386	32,922
Lobeco	6,982	6,531
Sheldon	1,296	1,452
Big Estate	1,301	1,187
Shanklin	11,368	13,351
Gate	11,392	10,961
St. Helena	28,500	25,567
Coffin Point	2,185	1,694
Cuffy	1,210	1,360
Pritchardville	9,163	12,157
Total Traffic for ALL Convenience Centers	141,763	134,113

Note: December FY13 Attendant's Numbers. Shanklin & Pritchardville FY14 Attendant's Numbers

Average Monthly Traffic YTD by Fiscal Year

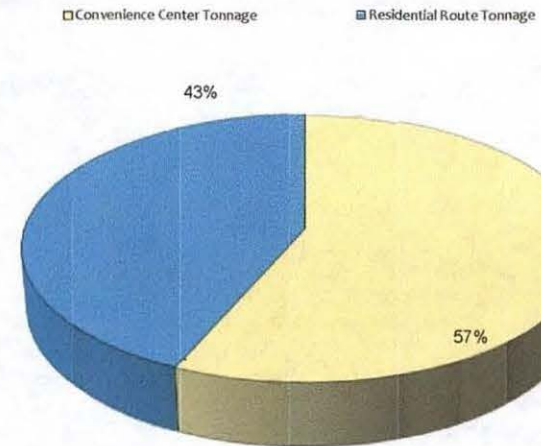


Solid Waste and Recycling Division Monthly Update
September 18 Fiscal Year 2019
Distributed to the Solid Waste and Recycling Board of Beaufort County

Recycling Activity by Solid Waste District

Solid Waste District	Convenience Center Tonnage	Residential Route Tonnage	Overall County Tonnage by District	Commercial Tonnage
District 1 City of Beaufort		12.81	12.81	0.00
District 2 Town of Port Royal		7.56	7.56	0.00
District 3 Town of Hilton Head	92.69	19.84	112.53	0.00
District 4 Town of Bluffton	77.20	101.45	178.65	0.00
District 5 Sheldon Township	0.00	0.00	0.00	0.00
District 6 Unincorporated Port Royal Island	20.24	0.00	20.24	0.00
Solid Waste District 7 Unincorporated Lady's Island	0.00	0.00	0.00	0.00
Solid Waste District 8 St. Helena & Islands East	45.97	0.00	45.97	0.00
Solid Waste District 9 Unincorporated Bluffton Township	18.84	54.07	72.91	0.00
Daufuskie	0.00	0.00	0.00	0.00
OVERALL COUNTY TONNAGE	254.94	195.73	450.67	0.00
COUNTY TONNAGE PLUS NEWSPAPER	48.80			

Monthly Comparison of Residential Recycling Sources



YTD Residential Recycling Tonnage

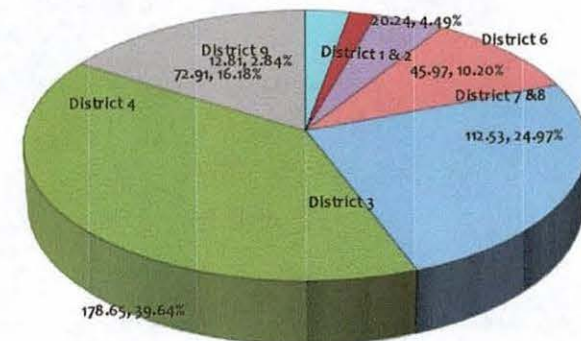
	Convenience Center Tonnage	Residential Route Tonnage	YTD Residential Tonnage
YTD Residential Tonnage	871.15	889.88	1,761.03
	117.30		1,878.33

Fiscal Year Overall County Recycling Tonnage & Services Comparison

Month	FY 18 Recycling Tonnage	FY 19 Recycling Tonnage	FY 18 Recycling Services Cost	FY 19 Recycling Services Cost
July	607.01	675.83	\$45,922	\$79,251
August	617.52	703.03	\$60,659	\$76,768
September	545.18	499.47	\$52,111	\$67,356
October	602.62		\$78,989	
November	703.17		\$88,384	
December	718.91		\$95,769	
January	754.60		\$98,899	
February	633.25		\$80,634	
March	658.14		\$101,570	
April	674.21		\$97,332	
May	721.79		\$97,139	
June	669.33		\$100,636	
TOTAL	7,905.73	1,878.33	\$998,044	\$223,375

Residential Tonnage + Newspaper Tonnage NO Commercial Tonnage

Overall County Tonnage Comparison by District



Solid Waste Recycling Budget Status

	FY18 Through September	FY19 Through September	FY17 % Expended YTD	FY18 % Expended YTD
Recycling Services	\$158,692	\$223,375	40%	35%

Solid Waste and Recycling Division Monthly Update
 September 18 Fiscal Year 2019
 Distributed to the Solid Waste and Recycling Board of Beaufort County

Fiscal Year 19 Recycling Revenue						Fiscal Year 19 MRF Credit		
Month/Year	Charleston Steel	GEL	Caraustar	Low Country Batteries	Sonoco	Month/Year	Waste Management (MRF) *monthly processing cost/share revenue	Rebate/Balance
Jul-17		-\$636.15	\$213.50		\$3,110.48	Jul-17	\$23,645.43/\$7,793.68	-\$15,851.75
Aug-17	\$57,075.12	-\$828.00	\$433.50			Aug-17	\$22,279.02/\$8,147.59	-\$14,131.43
Sep-17		-\$976.00	\$145.00			Sep-17	\$20,396.48/\$6,878.48	-\$13,518.00
Oct-17						Oct-17	\$0.00	\$0.00
Nov-17						Nov-17	\$0.00	\$0.00
Dec-17						Dec-17	\$0.00	\$0.00
Jan-18						Jan-18	\$0.00	\$0.00
Feb-18						Feb-18	\$0.00	\$0.00
Mar-18						Mar-18	\$0.00	\$0.00
Apr-18						Apr-18	\$0.00	\$0.00
May-18						May-18	\$0.00	\$0.00
Jun-18						Jun-18	\$0	\$0.00
Sub Totals	\$57,075.12	-\$2,440.15	\$792.00	\$0.00	\$3,110.48	Total	\$66,320.93/\$22,819.75	-\$43,501.18
GRAND TOTAL TO DATE					\$58,537.45			

Solid Waste and Recycling Division Monthly Update
 October 18 Fiscal Year 2019
 Distributed to the Solid Waste and Recycling Board of Beaufort County

Solid Waste Overall County Convenience Center Tonnage

	October FY18	October FY19
CLASS 3 WASTE (MSW)	1,482.33	1,778.66
CLASS 2 (C & D)	1,014.72	974.42
CLASS 1 (Yard Waste)	407.46	655.25
TOTAL Convenience Center Tonnage	2,904.51	3,408.33
% of All Residential Disposal from CC	44.48%	48.53%

Solid Waste Overall County Residential Route Tonnage

	October FY18	October FY19
CLASS 3 WASTE (MSW)	2,988.43	3,288.82
CLASS 2 (C & D)	1.67	0.96
CLASS 1 (Yard Waste)	635.24	324.78
TOTAL Residential Route Tonnage	3,625.34	3,614.56
% of All Residential Disposal from Residential Route	55.52%	51.47%

Overall Solid Waste Activity by Solid Waste District

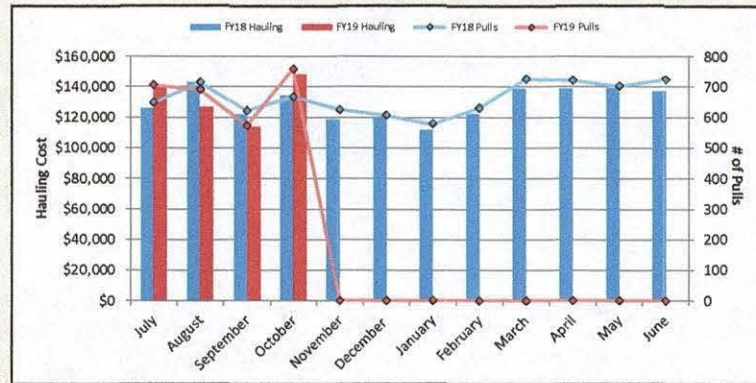
Solid Waste District	CLASS 3 WASTE (MSW)	CLASS 2 WASTE (C & D)	CLASS 1 WASTE (Yard)	Total District Tonnage
District 1 City of Beaufort	365.77	0.89	180.23	546.89
District 2 Town of Port Royal	65.44	0.00	143.78	209.22
District 3 Town of Hilton Head	1,447.85	250.29	182.00	1,880.14
District 4 Town of Bluffton	456.16	251.85	183.52	891.53
District 5 Sheldon Township	151.23	27.68	14.00	192.91
District 6 Unincorporated Port Royal Island	475.35	203.15	94.50	773.00
District 7 Unincorporated Lady's Island	287.84	0.00	0.00	287.84
District 8 St. Helena & Islands East	429.25	178.67	157.50	765.42
District 9 Unincorporated Bluffton Township	1,369.60	62.85	24.50	1,456.95
Daufuskie	18.99	0.00	0.00	18.99
MONTHLY OVERALL COUNTY TONNAGE	5,067.48	975.38	980.03	7,022.89
YTD OVERALL COUNTY TONNAGE	20,504.30	3,664.17	3,405.48	27,573.95

Solid Waste and Recycling Division Monthly Update
October 2018 Fiscal Year 2019
 Distributed to the Solid Waste and Recycling Board of Beaufort County

Solid Waste Hauling Costs

Month	FY18 Hauling	FY19 Hauling
July	\$126,057	\$140,004
August	\$143,043	\$126,997
September	\$121,682	\$113,508
October	\$134,116	\$147,836
November	\$118,700	\$0
December	\$119,759	\$0
January	\$112,054	\$0
February	\$122,381	\$0
March	\$139,006	\$0
April	\$139,007	\$0
May	\$139,190	\$0
June	\$137,454	\$0
TOTAL	\$1,552,449	\$528,345

Solid Waste Hauling Costs



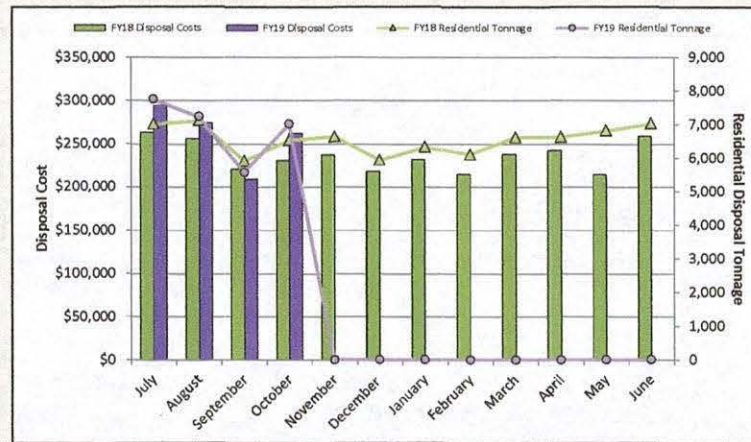
Number of Pulls

Month	FY18 Pulls	FY19 Pulls
July	648	705
August	714	690
September	622	573
October	668	760
November	625	0
December	606	0
January	578	0
February	631	0
March	726	0
April	721	0
May	702	0
June	725	0
TOTAL	7,966	2,728

Solid Waste Disposal Costs

Month	FY18 Disposal Costs	FY19 Disposal Costs
July	\$262,686	\$293,709
August	\$255,266	\$273,473
September	\$219,901	\$208,666
October	\$230,617	\$262,198
November	\$236,949	\$0
December	\$217,209	\$0
January	\$231,199	\$0
February	\$214,227	\$0
March	\$237,540	\$0
April	\$241,944	\$0
May	\$213,348	\$0
June	\$258,438	\$0
TOTAL	\$2,819,324	\$1,038,046

Solid Waste Disposal Cost



Total County Residential Tonnage Disposal

Month	FY18 Residential Tonnage	FY19 Residential Tonnage
July	7,016	7,748
August	7,118	7,231
September	5,915	5,572
October	6,530	7,023
November	6,646	0
December	5,945	0
January	6,329	0
February	6,111	0
March	6,619	0
April	6,635	0
May	6,818	0
June	7,021	0
TOTAL	78,703	27,574

Solid Waste Hauling and Disposal Budgets Status

	FY18 Through October	FY19 Through October	FY18 % Expended	FY19 % Expended
Hauling Costs	\$524,898	\$528,345	52%	34%
Disposal Costs	\$968,470	\$1,038,046	31%	35%

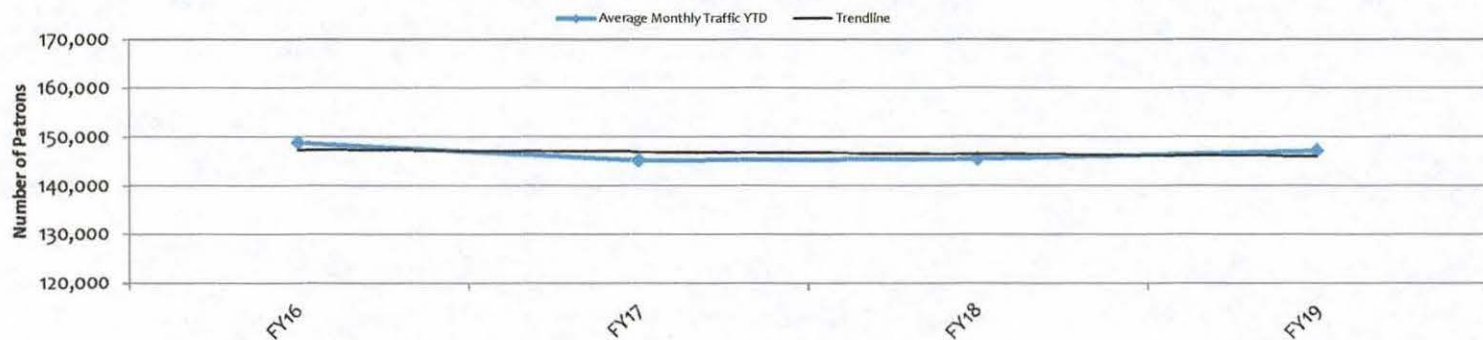
Solid Waste and Recycling Division Monthly Update
 October 2018 Fiscal Year 2019
 Distributed to the Solid Waste and Recycling Board of Beaufort County

Monthly Convenience Center Total Traffic Information

	October FY 18	October FY 19
Hilton Head	28,243	29,771
Bluffton	28,119	34,491
Lobeco	7,212	7,543
Sheldon	1,478	1,885
Big Estate	1,407	1,203
Shanklin	13,225	13,514
Gate	14,182	12,280
St. Helena	28,290	31,587
Coffin Point	2,183	1,890
Cuffy	1,339	1,443
Pritchardville	10,582	13,347
Total Traffic for ALL Convenience Centers	136,260	148,954

Note: December FY13 Attendant's Numbers. Shanklin & Pritchardville FY14 Attendant's Numbers

Average Monthly Traffic YTD by Fiscal Year

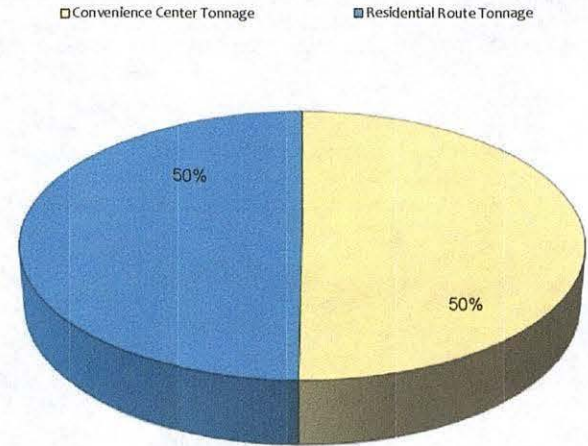


Solid Waste and Recycling Division Monthly Update
 October 18 Fiscal Year 2019
 Distributed to the Solid Waste and Recycling Board of Beaufort County

Recycling Activity by Solid Waste District

Solid Waste District	Convenience Center Tonnage	Residential Route Tonnage	Overall County Tonnage by District	Commercial Tonnage
District 1 City of Beaufort		50.62	50.62	0.00
District 2 Town of Port Royal		9.18	9.18	0.00
District 3 Town of Hilton Head	101.07	34.22	135.29	0.00
District 4 Town of Bluffton	80.59	131.93	212.52	0.00
District 5 Sheldon Township	2.64		2.64	0.00
District 6 Unincorporated Port Royal Island	24.66		24.66	0.00
Solid Waste District 7 Unincorporated Lady's Island	0.00		0.00	0.00
Solid Waste District 8 St. Helena & Islands East	60.36		60.36	0.00
Solid Waste District 9 Unincorporated Bluffton Township	25.23	66.49	91.72	0.00
Daufuskie	0.00		0.00	0.00
OVERALL COUNTY TONNAGE	294.55	292.44	586.99	0.00
COUNTY TONNAGE PLUS NEWSPAPER	70.60			

Monthly Comparison of Residential Recycling Sources



YTD Residential Recycling Tonnage

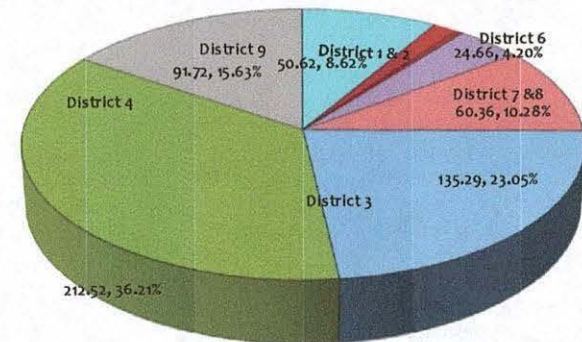
	Convenience Center Tonnage	Residential Route Tonnage	YTD Residential Tonnage
YTD Residential Tonnage	1,165.70	1,182.32	2,535.92
	187.90		1,878.33

Fiscal Year Overall County Recycling Tonnage & Services Comparison

Month	FY 18 Recycling Tonnage	FY 19 Recycling Tonnage	FY 18 Recycling Services Cost	FY 19 Recycling Services Cost
July	607.01	675.83	\$45,922	\$79,251
August	617.52	703.03	\$60,659	\$76,768
September	545.18	499.47	\$52,111	\$67,356
October	602.62	361.04	\$78,989	\$86,912
November	703.17		\$88,384	
December	718.91		\$95,769	
January	754.60		\$98,899	
February	633.25		\$80,634	
March	658.14		\$101,570	
April	674.21		\$97,332	
May	721.79		\$97,139	
June	669.33		\$100,636	
TOTAL	7,905.73	2,239.37	\$998,044	\$310,287

Residential Tonnage + Newspaper Tonnage NO Commercial Tonnage

Overall County Tonnage Comparison by District



Solid Waste Recycling Budget Status

	FY18 Through October	FY19 Through October	FY17 % Expended YTD	FY18 % Expended YTD
Recycling Services	\$237,681	\$310,287	59%	48%

Solid Waste and Recycling Division Monthly Update
 October 18 Fiscal Year 2019
 Distributed to the Solid Waste and Recycling Board of Beaufort County

Fiscal Year 19 Recycling Revenue						Fiscal Year 19 MRF Credit		
Month/Year	Charleston Steel	GEL	Caraustar	Low Country Batteries	Sonoco	Month/Year	Waste Management (MRF) *monthly processing cost/share revenue	Rebate/Balance
Jul-17		-\$636.15	\$213.50		\$3,110.48	Jul-17	\$23,645.43/\$7,793.68	-\$15,851.75
Aug-17	\$57,075.12	-\$828.00	\$433.50			Aug-17	\$22,279.02/\$8,147.59	-\$14,131.43
Sep-17		-\$976.00	\$145.00			Sep-17	\$20,396.48/\$6,878.48	-\$13,518.00
Oct-17		-\$1,412.00	\$232.50		\$2,340.02	Oct-17	\$23,972.56/\$4,987.61	-\$18,984.95
Nov-17						Nov-17	\$0.00	\$0.00
Dec-17						Dec-17	\$0.00	\$0.00
Jan-18						Jan-18	\$0.00	\$0.00
Feb-18						Feb-18	\$0.00	\$0.00
Mar-18						Mar-18	\$0.00	\$0.00
Apr-18						Apr-18	\$0.00	\$0.00
May-18						May-18	\$0.00	\$0.00
Jun-18						Jun-18	\$0	\$0.00
Sub Totals	\$57,075.12	-\$3,852.15	\$1,024.50	\$0.00	\$5,450.50	Total	\$90,293.49/\$27,807.36	-\$62,486.13
GRAND TOTAL TO DATE					\$59,697.97			