



Beaufort County  
Solid Waste and Recycling Board  
Thursday, January 25, 2018  
2:00 p.m.  
Executive Board Room, Administration Building  
100 Ribaut Road, Beaufort  
843.255.2735



In accordance with South Carolina Code of Laws, 1976, Section 30-4-80(d), as amended, all local media was duly notified of the time, date, place and agenda of this meeting.

1. CALL TO ORDER 2:00 pm
  - A. Approval of Agenda
  - B. Approval of Minutes – December 7, 2017 ([backup](#))
2. INTRODUCTIONS
3. PUBLIC COMMENT
4. REPORTS
  - A. Solid Waste and Recycling Division Monthly Report November 17 FY18 ([backup](#))
  - B. Solid Waste and Recycling Division Monthly Report December 17 FY18 ([backup](#))
  - C. Recycling Events and Convenience Center Updates
    1. Electronics – 12/9/2017; upcoming 2/17/2018
    2. Shred – 1/20/2018 (Bluffton); upcoming 4/7/2018 (Beaufort)
  - D. Recycling Coordinator – Ashley Jenkins
    1. Ronald McDonald; School Presentations; SW Grant Film update
  - E. Volunteer Coordinator Adopt-A-Highway/KBCB – Caroline Jordan
    1. 2018 Palmetto Pride Grants; AAH recognitions 1/8/2018
5. UNFINISHED BUSINESS
  - A. Curbside Waste & Recycling Collection
  - B. Roadside Litter Program
  - C. Board Vacancies – District 2 Port Royal; District 5 Sheldon
  - D. Update – China Sword Policy
6. NEW BUSINESS
  - A. Compost Pilot Program
  - B. Daufuskie Island – One Island Solution
  - C. Board Requests
7. PUBLIC COMMENT
8. ADJOURNMENT
  - A. Next Meeting, March 22, 2018, Executive Board Room, Administration Building, 100 Ribaut Road 2:00 p.m.





**Beaufort County Solid Waste and Recycling Board Meeting**  
**Thursday, December 7, 2017 2:00 pm**  
**Executive Conference Room**

**Attendees:**

Dan Duryea, Chairman, District 9 Representative  
David R. Uehling, VChair, District 6 Representative  
Kim Corley, District 8 Representative  
Sally Dennis, District 7 Representative  
Mike Bennett, District 3 Representative (Ex-Officio)  
Ron Olson, District 4 Representative (Ex-Officio)  
Lamar Taylor, District 1 Representative (Ex-Officio)  
Chris Vaigneur, MCAS Liaison  
Dave Wilhelm, Public Works Director  
Cindy Carter, Solid Waste and Recycling  
Ashley Jenkins, Solid Waste and Recycling  
Caroline Jordan, Solid Waste and Recycling

**Absentees:**

Vacant, District 2 Representative (Ex-Officio)  
Shawn Iams, SC DHEC Liaison  
Vacant, District 5 Representative  
Brad Woods, MCRD Liaison  
Eric Larson, Division Director Environmental Eng.  
John Miller, Public Works Operations

**Guests Attending:**

N/A

1. **Call to Order:** Chairman Duryea called the meeting to order at 2:00 pm. Chairman Duryea asked for a moment of silence in memory of former SW&R Board member, Gary Dukes.
  - A. **Agenda:** Chairman Duryea requested a motion to approve the agenda. Vice-Chairman Uehling motioned, Ms. Corley seconded. All approved the agenda.
  - B. **Minutes:** Chairman Duryea requested a motion to approve the July 27, 2017 minutes. Ms. Corley motioned. Vice-Chairman Uehling seconded. All approved the minutes.
2. **Introductions:** All attendees introduced themselves
3. **Public Comment:** There was no public comment
4. **Reports:**
  - A. **SW & R Monthly Report – October 2017:**
    - Ms. Carter advised Board packets included reports from July through October
    - Residential tons of waste = 6,529.85 in October
    - July and August both over 7,000 tons; less in September (Hurricane Irma)
    - Reminder of new contracts: Republic (bid); Hilton Head Hauling (amended)
    - Republic hauling costs – average = 79% increase for four months
    - CPI increase for disposal - \$40.12 to \$41.00
    - 52% of waste hauling budget expended in first four months of FY18
    - Revenues from direct local vendors steady; newsprint down per market impact
    - MRF rebates have not covered processing; additional payments for recycling
    - Ms. Carter presented update on China Sword 2017. Quality of recycles imperative!

**B. Recycling Events and Convenience Center Updates:**

- Ms. Jenkins reported on 3 Shred Events (Bluffton and Beaufort) = 1,101 total vehicles
- The next recycling event is December 9, 2017. Electronics. Both Public Works sites

**C. Recycling Coordinator:**

- Ms. Jenkins reported on WASTECON in Baltimore MD. She was part of Young Professionals Association discussing real world situations. Ms. Jenkins presented during the closing ceremony of the conference and Beaufort County was highlighted. Great exposure for the County
- Two schools (Beaufort High and May River High) participated in Litter Free Football
- 15 school presentations have been given since October on Recycling and Littering: 'Go Green Keep it Clean'
- America Recycles Day billboard winner – Tekera Brown

**D. Volunteer Coordinator:**

- Ms. Jordan reported on the annual Adopt-A-Highway meeting 9/19.17. Randy Boehme Group awarded County Group of the Year
- Mr. Wilhelm advised of a Council request to recognize Adopt-A-Highway groups at future Council meetings

**5. Unfinished Business:**

**A. Curbside Waste and Recycling Collection**

- Mr. Wilhelm updated the Board on the 2016 Council Resolution for Curbside Collection. There have been delays with hurricane response, etc. An RFP for curbside collection will be issued for all unincorporated Solid Waste Districts. All areas have unique challenges. A draft Press Release was furnished to the Board for comment

**B. Roadside Litter Program**

- Mr. Wilhelm described a new pending initiative for a Public Works team dedicated to litter removal in Beaufort County. Negotiations are currently underway with SCDOT and municipalities. Anticipated for 1<sup>st</sup> quarter of 2018

**C. Board Vacancies:**

- Chairman Duryea encouraged recruitment from District 2 (Town of Port Royal) and District 5 (Sheldon)

**6. New Business:**

**A. Reorganization: Public Works Solid Waste and Recycling**

- Mr. Wilhelm stated Cindy Carter was promoted due to the retirement of Jim Minor

**B. Hurricane Irma 9/11/17; Debris Management Sites/operations**

- Mr. Wilhelm reported that 2 DMS were opened for residential disposal due to Hurricane Irma: Ihly Farms and Pinckney Point. The County contractor was not activated due to low debris volume. St. Helena residents were also allowed the use of Barnwell Landfill. Disposal at these sites ended October 9. Yard debris was consolidated to Pinckney Point for burning

**C. 2018 SW&R Board meeting schedule:**

- Copies available in each Board packet

**D. Recyclables – MRF increases; impact China Sword Policy 2017**

- Discussed by Ms. Carter during reports

**E. Board Requests:** There were no Board requests

**7. Public Comment:** There was no public comment

**8. Adjournment:** – The meeting ended at 2:43 pm. The next regular Board meeting will be held January 25, 2018, in the Executive Conference Room, Administration Building, 2:00 pm.

Solid Waste and Recycling Division Monthly Update  
November 17 Fiscal Year 2018  
Distributed to the Solid Waste and Recycling Board of Beaufort County

Solid Waste Overall County Convenience Center Tonnage

	November FY17	November FY18
<b>CLASS 3 WASTE (MSW)</b>	1,601.60	1,694.73
<b>CLASS 2 (C &amp; D)</b>	852.61	1,054.79
<b>CLASS 1 (Yard Waste)</b>	0.00	396.24
<b>TOTAL Convenience Center Tonnage</b>	<b>2,454.21</b>	<b>3,145.76</b>
<b>% of All Residential Disposal from CC</b>	<b>44.00%</b>	<b>47.34%</b>

Solid Waste Overall County Residential Route Tonnage

	November FY17	November FY18
<b>CLASS 3 WASTE (MSW)</b>	3,123.30	2,992.36
<b>CLASS 2 (C &amp; D)</b>	0.16	0.00
<b>CLASS 1 (Yard Waste)</b>	0.35	507.57
<b>TOTAL Residential Route Tonnage</b>	<b>3,123.81</b>	<b>3,499.93</b>
<b>% of All Residential Disposal from Residential Route</b>	<b>56.00%</b>	<b>52.66%</b>

Overall Solid Waste Activity by Solid Waste District

Solid Waste District	<b>CLASS 3 WASTE (MSW)</b>	<b>CLASS 2 WASTE (C &amp; D)</b>	<b>CLASS 1 WASTE (Yard)</b>	<b>Total District Tonnage</b>
District 1 City of Beaufort	292.04	0.00	240.09	532.13
District 2 Town of Port Royal	150.65	0.00	267.48	418.13
District 3 Town of Hilton Head	1,284.47	235.49	115.50	1,635.46
District 4 Town of Bluffton	577.53	288.42	119.00	984.95
District 5 Sheldon Township	161.13	93.66	0.00	254.79
District 6 Unincorporated Port Royal Island	414.31	169.24	42.00	625.55
District 7 Unincorporated Lady's Island	201.29	0.00	0.00	201.29
District 8 St. Helena & Islands East	438.08	154.85	98.00	690.93
District 9 Unincorporated Bluffton Township	1,151.25	113.13	21.74	1,286.12
Daufuskie	16.34	0.00	0.00	16.34
<b>MONTHLY OVERALL COUNTY TONNAGE</b>	<b>4,687.09</b>	<b>1,054.79</b>	<b>903.81</b>	<b>6,645.69</b>
<b>YTD OVERALL COUNTY TONNAGE</b>	<b>24,483.38</b>	<b>4,755.93</b>	<b>3,984.47</b>	<b>33,223.78</b>

Solid Waste and Recycling Division Monthly Update  
November 2017 Fiscal Year 2018  
Distributed to the Solid Waste and Recycling Board of Beaufort County

Solid Waste Hauling Costs

Month	FY17 Hauling	FY18 Hauling
July	\$85,260	\$126,057
August	\$84,623	\$143,043
September	\$91,086	\$121,682
October	\$52,972	\$134,116
November	\$70,523	\$118,700
December	\$75,373	
January	\$75,263	
February	\$73,309	
March	\$91,648	
April	\$81,652	
May	\$91,346	
June	\$83,081	
<b>TOTAL</b>	<b>\$956,136</b>	<b>\$643,598</b>

Solid Waste Hauling Costs



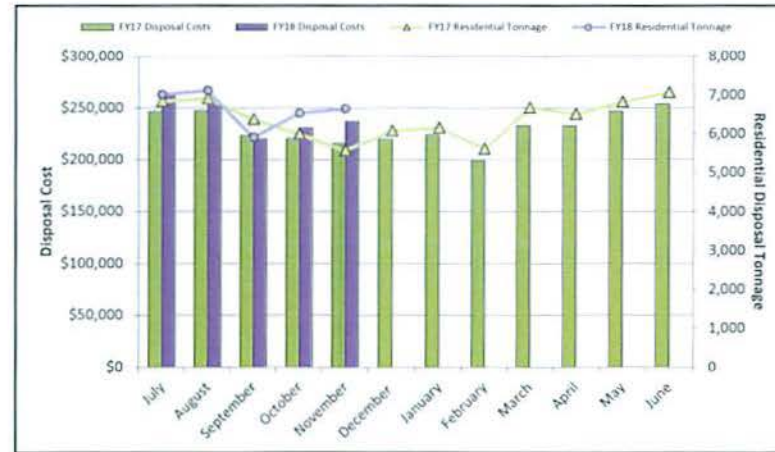
Number of Pulls

Month	FY17 Pulls	FY18 Pulls
July	655	648
August	666	714
September	690	622
October	401	668
November	516	625
December	559	
January	581	
February	574	
March	670	
April	623	
May	659	
June	644	
<b>TOTAL</b>	<b>7,238</b>	<b>3,277</b>

Solid Waste Disposal Costs

Month	FY17 Disposal Costs	FY18 Disposal Costs
July	\$246,473	\$262,686
August	\$246,997	\$255,266
September	\$223,008	\$219,901
October	\$219,988	\$230,617
November	\$215,570	\$236,949
December	\$219,813	
January	\$223,706	
February	\$198,689	
March	\$232,920	
April	\$232,930	
May	\$246,831	
June	\$253,972	
<b>TOTAL</b>	<b>\$2,760,897</b>	<b>\$1,205,419</b>

Solid Waste Disposal Cost



Total County Residential Tonnage Disposal

Month	FY17 Residential Tonnage	FY18 Residential Tonnage
July	6,846	7,016
August	6,914	7,118
September	6,379	5,915
October	6,005	6,530
November	5,578	6,646
December	6,084	
January	6,159	
February	5,623	
March	6,684	
April	6,516	
May	6,840	
June	7,079	
<b>TOTAL</b>	<b>76,707</b>	<b>33,225</b>

Solid Waste Hauling and Disposal Budgets Status

	FY17 Through November	FY18 Through November	FY17 % Expended	FY18 % Expended
Hauling Costs	\$384,464	\$643,598	43%	64%
Disposal Costs	\$1,152,036	\$1,205,419	40%	38%

Solid Waste and Recycling Division Monthly Update  
 November 2017 Fiscal Year 2018  
 Distributed to the Solid Waste and Recycling Board of Beaufort County

Monthly Convenience Center Total Traffic Information

	November FY 17	November FY 18
Hilton Head	30,795	26,738
Bluffton	27,094	24,850
Lobeco	5,878	6,753
Sheldon	1,623	1,570
Big Estate	1,384	1,314
Shanklin	10,798	12,163
Gate	11,882	12,902
St. Helena	28,345	31,407
Coffin Point	1,972	1,440
Cuffy	1,142	1,135
Pritchardville	12,517	12,505
<b>Total Traffic for ALL Convenience Centers</b>	<b>133,430</b>	<b>132,777</b>

Note: December FY13 Attendant's Numbers. Shanklin & Pritchardville FY14 Attendant's Numbers

Average Monthly Traffic YTD by Fiscal Year



**Total Traffic Year to date**

	FY14	FY15	FY16	FY17	FY18
July	156803	142845	148214	158613	147474
August	153741	147497	158406	151267	148478
Sep	149995	133295	153756	147318	141763
Oct	133408	128484	157888	126982	136260
Nov	132816	120353	147618	133430	132777
Dec	131666	133187	152898	148766	
Jan	117712	132909	129058	138415	
Feb	115,670	121,351	131,878	136,681	
Mar	135,372	143,947	147,024	152,147	
Apr	129,712	138,111	153,405	145,481	
May	135,228	135,471	151,992	145,900	
June	135106	137051	153109	157177	
total	1627229	1614501	1785246	1742177	706752
Average Monthly Traffic YTD	135602	134542	148771	145181.42	141350.4

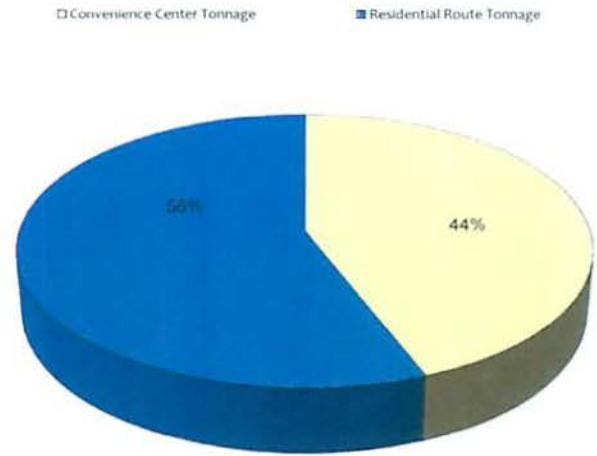


Solid Waste and Recycling Division Monthly Update  
November 17 Fiscal Year 2018  
Distributed to the Solid Waste and Recycling Board of Beaufort County

Recycling Activity by Solid Waste District

Solid Waste District	Convenience Center Tonnage	Residential Route Tonnage	Overall County Tonnage by District	Commercial Tonnage
District 1 City of Beaufort		21.36	21.36	0.00
District 2 Town of Port Royal		5.28	5.28	0.00
District 3 Town of Hilton Head	102.80	97.65	200.45	0.00
District 4 Town of Bluffton	75.34	182.72	258.06	0.00
District 5 Sheldon Township	1.25	0.00	1.25	0.00
District 6 Unincorporated Port Royal Island	21.32	0.00	21.32	0.00
Solid Waste District 7 Unincorporated Lady's Island	0.00	0.00	0.00	0.00
Solid Waste District 8 St. Helena & Islands East	54.99	47.71	102.70	0.00
Solid Waste District 9 Unincorporated Bluffton Township	23.35		23.35	0.00
Daufuskie	0.00	0.00	0.00	0.00
<b>OVERALL COUNTY TONNAGE</b>	<b>279.05</b>	<b>354.72</b>	<b>633.77</b>	<b>0.00</b>
<b>COUNTY TONNAGE PLUS NEWSPAPER</b>			<b>703.17</b>	

Monthly Comparison of Residential Recycling Sources



YTD Residential Recycling Tonnage

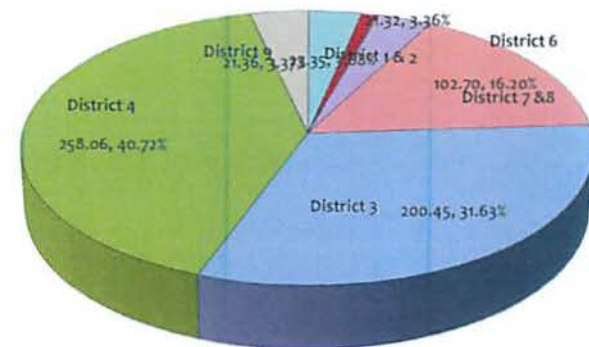
	Convenience Center Tonnage	Residential Route Tonnage	YTD Residential Tonnage
YTD Residential Tonnage	279.05	354.72	633.77
	69.40		703.17

Fiscal Year Overall County Recycling Tonnage & Services Comparison

Month	FY 17 Recycling Tonnage	FY 18 Recycling Tonnage	FY 17 Recycling Services Cost	FY 18 Recycling Services Cost
July	351.66	607.01	\$39,396	\$45,922
August	406.42	617.52	\$39,479	\$60,659
September	385.02	545.18	\$35,960	\$52,111
October	331.02	602.62	\$26,810	\$78,989
November	599.49	703.17	\$41,306	\$88,384
December	625.24		\$43,671	
January	504.87		\$40,154	
February	548.00		\$38,160	
March	378.29		\$40,774	
April	587.02		\$39,768	
May	642.21		\$47,737	
June	623.60		\$44,861	
<b>TOTAL</b>	<b>5,982.84</b>	<b>3,075.50</b>	<b>\$478,076</b>	<b>\$326,065</b>

Residential Tonnage + Newspaper Tonnage NO Commercial Tonnage

Overall County Tonnage Comparison by District



Solid Waste Recycling Budget Status

	FY17 Through November	FY18 Through November	FY17 % Expended YTD	FY18 % Expended YTD
Recycling Services	\$182,951	\$326,065	52%	82%

Solid Waste and Recycling Division Monthly Update  
 November 17 Fiscal Year 2018  
 Distributed to the Solid Waste and Recycling Board of Beaufort County

Fiscal Year 18 Recycling Revenue						Fiscal Year 18 MRF Credit		
Month/Year	Charleston Steel	GEL	Caraustar	Low Country Batteries	Sonoco	Month/Year	Waste Management (MRF) *revenue received from processing costs	Rebate Check
Jul-17		\$483.30	\$193.41		\$3,705.46	Jul-17	\$9,088.58	\$1,014.07
Aug-17	\$30,179.97	\$504.00	\$248.49	\$140.25		Aug-17	\$13,798.23	-\$2,892.46
Sep-17	\$40,863.98	\$816.00	\$275.54	\$129.69	\$3,839.85	Sep-17	\$11,298.36	-\$1,627.74
Oct-17	\$69,663.03	\$44.90	\$218.01		\$1,028.30	Oct-17	\$19,547.66	-\$10,003.18
Nov-17		\$312.30	\$147.65	\$203.06		Nov-17	\$21,057.55	-\$13,072.22
Dec-17						Dec-17		
Jan-18						Jan-18		
Feb-18						Feb-18		
Mar-18						Mar-18		
Apr-18						Apr-18		
May-18						May-18		
Jun-18						Jun-18		
Sub Totals	\$140,706.98	\$2,160.50	\$1,083.10	\$473.00	\$8,573.61	Total	\$74,790.38	-\$26,581.53
GRAND TOTAL TO DATE					\$152,997.19		\$48,208.85	

Solid Waste and Recycling Division Monthly Update

December 17 Fiscal Year 2018

Distributed to the Solid Waste and Recycling Board of Beaufort County

**Solid Waste Overall County Convenience Center Tonnage**

	December FY17	December FY18
<b>CLASS 3 WASTE (MSW)</b>	1,767.25	1,762.95
<b>CLASS 2 (C &amp; D)</b>	883.28	743.09
<b>CLASS 1 (Yard Waste)</b>	70.00	346.50
<b>TOTAL Convenience Center Tonnage</b>	<b>2,720.53</b>	<b>2,852.54</b>
<b>% of All Residential Disposal from CC</b>	<b>44.71%</b>	<b>47.98%</b>

**Solid Waste Overall County Residential Route Tonnage**

	December FY17	December FY18
<b>CLASS 3 WASTE (MSW)</b>	2,919.45	2,715.64
<b>CLASS 2 (C &amp; D)</b>	0.00	0.21
<b>CLASS 1 (Yard Waste)</b>	444.47	376.44
<b>TOTAL Residential Route Tonnage</b>	<b>3,363.92</b>	<b>3,092.29</b>
<b>% of All Residential Disposal from Residential Route</b>	<b>55.29%</b>	<b>52.02%</b>

**Overall Solid Waste Activity by Solid Waste District**

Solid Waste District	<b>CLASS 3 WASTE (MSW)</b>	<b>CLASS 2 WASTE (C &amp; D)</b>	<b>CLASS 1 WASTE (Yard)</b>	<b>Total District Tonnage</b>
District 1 City of Beaufort	292.93	0.00	244.02	536.95
District 2 Town of Port Royal	133.72	0.00	132.42	266.14
District 3 Town of Hilton Head	1,126.46	190.85	115.50	1,432.81
District 4 Town of Bluffton	546.20	201.02	87.50	834.72
District 5 Sheldon Township	151.36	25.86	3.50	180.72
District 6 Unincorporated Port Royal Island	391.05	160.97	42.00	594.02
District 7 Unincorporated Lady's Island	208.02	0.00	0.00	208.02
District 8 St. Helena & Islands East	398.13	127.11	80.50	605.74
District 9 Unincorporated Bluffton Township	1,192.26	37.49	17.50	1,247.25
Daufuskie	38.46	0.00	0.00	38.46
<b>MONTHLY OVERALL COUNTY TONNAGE</b>	<b>4,478.59</b>	<b>743.30</b>	<b>722.94</b>	<b>5,944.83</b>

**Solid Waste and Recycling Division Monthly Update**  
 December 2017 Fiscal Year 2018  
 Distributed to the Solid Waste and Recycling Board of Beaufort County

Solid Waste Hauling Costs

Month	FY17 Hauling	FY18 Hauling
July	\$85,260	\$126,057
August	\$84,623	\$143,043
September	\$91,086	\$121,682
October	\$52,972	\$134,116
November	\$70,523	\$118,700
December	\$75,373	\$119,759
January	\$75,263	
February	\$73,309	
March	\$91,648	
April	\$81,652	
May	\$91,346	
June	\$83,081	
<b>TOTAL</b>	<b>\$956,136</b>	<b>\$763,357</b>

Solid Waste Hauling Costs



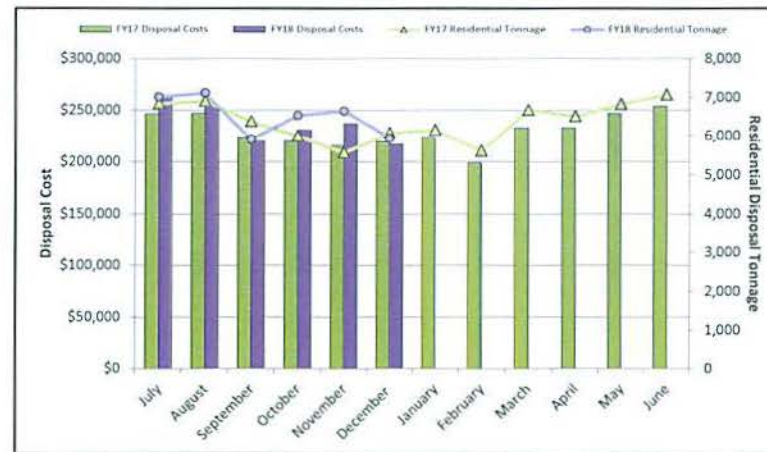
Number of Pulls

Month	FY17 Pulls	FY18 Pulls
July	655	648
August	666	714
September	690	622
October	401	668
November	516	625
December	559	606
January	581	
February	574	
March	670	
April	623	
May	659	
June	644	
<b>TOTAL</b>	<b>7,238</b>	<b>3,883</b>

Solid Waste Disposal Costs

Month	FY17 Disposal Costs	FY18 Disposal Costs
July	\$246,473	\$262,686
August	\$246,997	\$255,266
September	\$223,008	\$219,901
October	\$219,988	\$230,617
November	\$215,570	\$236,949
December	\$219,813	\$217,209
January	\$223,706	
February	\$198,689	
March	\$232,920	
April	\$232,930	
May	\$246,831	
June	\$253,972	
<b>TOTAL</b>	<b>\$2,760,897</b>	<b>\$1,422,628</b>

Solid Waste Disposal Cost



Total County Residential Tonnage Disposal

Month	FY17 Residential Tonnage	FY18 Residential Tonnage
July	6,846	7,016
August	6,914	7,118
September	6,379	5,915
October	6,005	6,530
November	5,578	6,646
December	6,084	5,945
January	6,159	
February	5,623	
March	6,684	
April	6,516	
May	6,840	
June	7,079	
<b>TOTAL</b>	<b>76,707</b>	<b>39,170</b>

Solid Waste Hauling and Disposal Budgets Status

	FY17 Through December	FY18 Through December	FY17 % Expended	FY18 % Expended
Hauling Costs	\$459,837	\$763,357	51%	76%
Disposal Costs	\$1,371,849	\$1,422,628	47%	45%

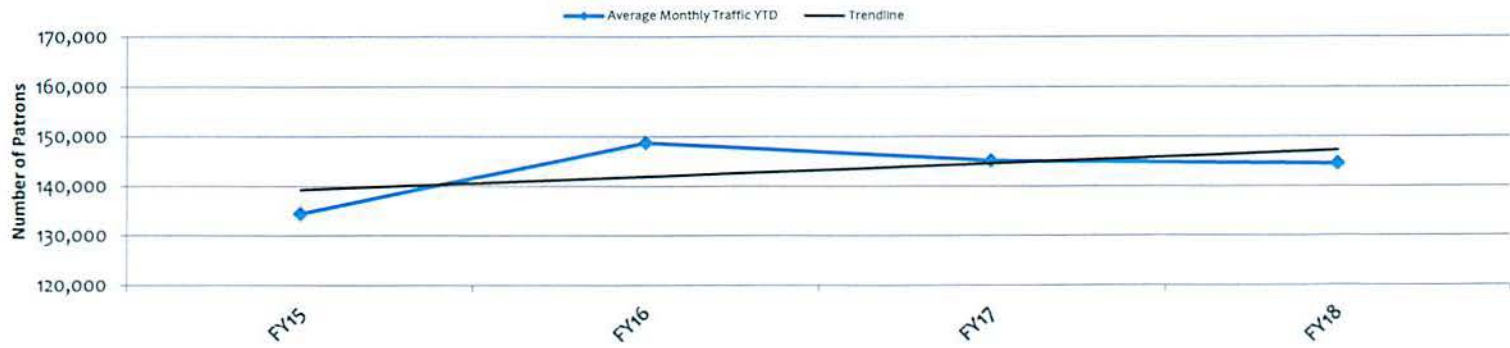
Solid Waste and Recycling Division Monthly Update  
 December 2017 Fiscal Year 2018  
 Distributed to the Solid Waste and Recycling Board of Beaufort County

Monthly Convenience Center Total Traffic Information

	December FY 17	December FY 18
Hilton Head	32,210	44,780
Bluffton	35,123	37,572
Lobeco	6,863	7,450
Sheldon	1,597	1,683
Big Estate	1,482	1,357
Shanklin	12,636	13,189
Gate	13,654	12,153
St. Helena	29,137	26,679
Coffin Point	1,790	1,745
Cuffy	1,217	1,211
Pritchardville	13,057	12,879
<b>Total Traffic for ALL Convenience Centers</b>	<b>148,766</b>	<b>160,698</b>

Note: December FY13 Attendant's Numbers. Shanklin & Pritchardville FY14 Attendant's Numbers

Average Monthly Traffic YTD by Fiscal Year



**Total Traffic Year to date**

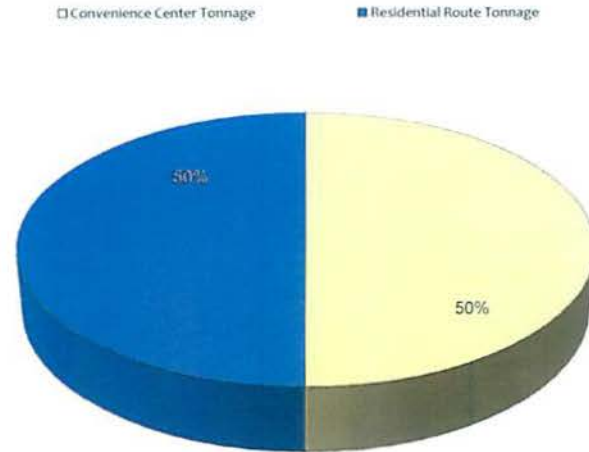
	FY14	FY15	FY16	FY17	FY18
July	156803	142845	148214	158613	147474
August	153741	147497	158406	151267	148478
Sep	149995	133295	153756	147318	141763
Oct	133408	128484	157888	126982	136260
Nov	132816	120353	147618	133430	132777
Dec	131666	133187	152898	148766	160698
Jan	117712	132909	129058	138415	
Feb	115,670	121,351	131,878	136,681	
Mar	135,372	143,947	147,024	152,147	
Apr	129,712	138,111	153,405	145,481	
May	135,228	135,471	151,992	145,900	
June	135106	137051	153109	157177	
total	1627229	1614501	1785246	1742177	867450
Average Monthly Traffic YTD	135602	134542	148771	145181.42	144575

Solid Waste and Recycling Division Monthly Update  
December 17 Fiscal Year 2018  
Distributed to the Solid Waste and Recycling Board of Beaufort County

Recycling Activity by Solid Waste District

Solid Waste District	Convenience Center Tonnage	Residential Route Tonnage	Overall County Tonnage by District	Commercial Tonnage
District 1 City of Beaufort		38.36	38.36	0.00
District 2 Town of Port Royal		0.00	0.00	0.00
District 3 Town of Hilton Head	118.97	75.62	194.59	0.00
District 4 Town of Bluffton	96.34	166.05	262.39	0.00
District 5 Sheldon Township	0.00	0.00	0.00	0.00
District 6 Unincorporated Port Royal Island	29.75	0.00	29.75	0.00
Solid Waste District 7 Unincorporated Lady's Island	0.00	0.00	0.00	0.00
Solid Waste District 8 St. Helena & Islands East	63.71	0.00	63.71	0.00
Solid Waste District 9 Unincorporated Bluffton Township	28.33	56.69	85.02	0.00
Daufuskie	0.00	0.00	0.00	0.00
<b>OVERALL COUNTY TONNAGE</b>	<b>337.10</b>	<b>336.72</b>	<b>673.82</b>	<b>0.00</b>
<b>COUNTY TONNAGE PLUS NEWSPAPER</b>	<b>45.10</b>		<b>718.91</b>	

Monthly Comparison of Residential Recycling Sources



YTD Residential Recycling Tonnage

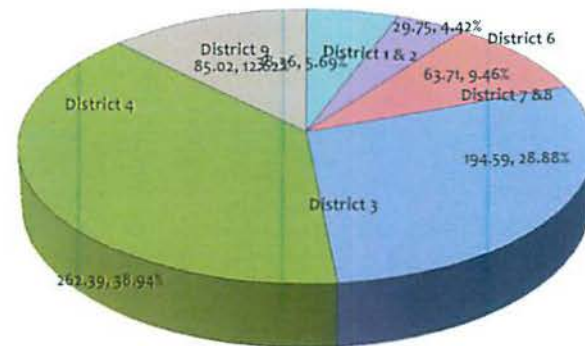
	Convenience Center Tonnage	Residential Route Tonnage	YTD Residential Tonnage
YTD Residential Tonnage	337.10	336.72	673.82
	45.10		718.91

Fiscal Year Overall County Recycling Tonnage & Services Comparison

Month	FY 17 Recycling Tonnage	FY 18 Recycling Tonnage	FY 17 Recycling Services Cost	FY 18 Recycling Services Cost
July	351.66	607.01	\$39,396	\$45,922
August	406.42	617.52	\$39,479	\$60,659
September	385.02	545.18	\$35,960	\$52,111
October	331.02	602.62	\$26,810	\$78,989
November	599.49	703.17	\$41,306	\$88,384
December	625.24	718.91	\$43,671	\$95,769
January	504.87		\$40,154	
February	548.00		\$38,160	
March	378.29		\$40,774	
April	587.02		\$39,768	
May	642.21		\$47,737	
June	623.60		\$44,861	
<b>TOTAL</b>	<b>5,982.84</b>	<b>3,794.41</b>	<b>\$478,076</b>	<b>\$421,834</b>

Residential Tonnage + Newspaper Tonnage NO Commercial Tonnage

Overall County Tonnage Comparison by District



Solid Waste Recycling Budget Status

	FY17 Through December	FY18 Through December	FY17 % Expended YTD	FY18 % Expended YTD
Recycling Services	\$226,622	\$421,843	65%	105%

Solid Waste and Recycling Division Monthly Update  
 December 17 Fiscal Year 2018  
 Distributed to the Solid Waste and Recycling Board of Beaufort County

Fiscal Year 18 Recycling Revenue						Fiscal Year 18 MRF Credit		
Month/Year	Charleston Steel	GEL	Caraustar	Low Country Batteries	Sonoco	Month/Year	Waste Management (MRF) *revenue received from processing costs	Rebate Check
Jul-17		\$483.30	\$193.41		\$3,705.46	Jul-17	\$9,088.58	\$1,014.07
Aug-17	\$30,179.97	\$504.00	\$248.49	\$140.25		Aug-17	\$13,798.23	-\$2,892.46
Sep-17	\$40,863.98	\$816.00	\$275.54	\$129.69	\$3,839.85	Sep-17	\$11,298.36	-\$1,627.74
Oct-17	\$69,663.03	\$44.90	\$218.01		\$1,028.30	Oct-17	\$19,547.66	-\$10,003.18
Nov-17		\$312.30	\$147.65	\$203.06		Nov-17	\$21,057.55	-\$13,072.22
Dec-17		\$202.95	\$127.84		\$2,099.93	Dec-17	\$10,210.77	-\$13,827.00
Jan-18						Jan-18		
Feb-18						Feb-18		
Mar-18						Mar-18		
Apr-18						Apr-18		
May-18						May-18		
Jun-18						Jun-18		
<b>Sub Totals</b>	\$140,706.98	\$2,363.45	\$1,210.94	\$473.00	\$10,673.54	<b>Total</b>	\$85,001.15	-\$40,408.53
<b>GRAND TOTAL TO DATE</b>					\$155,427.91		\$44,592.62	