



Beaufort County  
Solid Waste and Recycling Board  
Thursday, December 3, 2015  
2:00 p.m.  
Conference Room, Building 3, Beaufort Industrial Village  
104 Industrial Village Road, Beaufort  
843.255.2735



In accordance with South Carolina Code of Laws, 1976, Section 30-4-80(d), as amended, all local media was duly notified of the time, date, place and agenda of this meeting.

1. CALL TO ORDER 2:00 pm
  - A. Approval of Agenda
  - B. Approval of Minutes – September 24, 2015 (backup)
2. INTRODUCTIONS
3. PUBLIC COMMENT
4. REPORTS
  - A. Solid Waste and Recycling Division Monthly Report August FY16 (backup)
  - B. Solid Waste and Recycling Division Monthly Report September FY16 (backup)
  - C. Recycling Events and Convenience Center Updates
    1. Shred 10/10/15
    2. Shred 11/7/15
  - D. Recycling Coordinator's Report
5. UNFINISHED BUSINESS
  - A. Use of Convenience Centers by non county residents
    1. Cameras – No Update
  - B. Curbside Waste & Recycling Collection
    1. Recommendation Memorandum – to Executive Committee
    2. Consultant to develop alternatives – Update (Jim Minor)
  - C. Strategic Plan – Continue Opportunities to Educate
    1. Ms. Corley – Dataw
    2. Mr. Duryea – Club Managers, South of the Broad
    3. Mr. Duryea – Marsh Association
  - D. Board Requests
6. NEW BUSINESS
  - A. Board Vacancies – letters to Municipalities
  - B. Change in Board Meeting location
  - C. Press Releases
  - D. PHG Energy Presentation
7. PUBLIC COMMENT
8. ADJOURNMENT
  - A. Next Meeting, January 28, 2016, Executive Board Room, Administration Building, 100 Ribaut Road 2:00 p.m.



The  
County  
Channel





## Beaufort County Solid Waste and Recycling Board Meeting Thursday, September 24, 2015 2:00 pm BIV Conference Room

### Attendees:

David R. Uehling, VChair, District 6 Representative  
Kim Corley, District 8 Representative  
LaShonda Scott, District 5 Representative  
Brad Woods, MCRD Liaison  
Gary Dukes, MCAS Liaison  
Jim Minor, Solid Waste Manager  
Kathryn Madden, Solid Waste and Recycling  
Cindy Carter, Solid Waste and Recycling

### Absentees:

Dan Duryea, Chairman, District 9 Representative  
Vacant, District 1 Representative (Ex-Officio)  
Vacant, District 2 Representative (Ex-Officio)  
Vacant, District 3 Representative (Ex-Officio)  
Ben Wheatley, District 7 Representative

### Guests Attending:

Ron Olson, District 4 Representative

#### 1. **Call to Order:** Vice Chairman Uehling, called the meeting to order at 2:00 pm

**A. Agenda:** Vice Chairman Uehling requested addition of 2016 Meeting Schedule to “New Business”. Ms. Corley motioned, Ms. Scott seconded, all approved the agenda

**B. Minutes:** Ms. Corley motioned, Ms. Scott seconded, all approved July 23, 2015 minutes

#### 2. **Introductions:** All present were introduced

#### 3. **Public Comment:** There was no public comment

#### 4. **Reports:**

##### **A. Finance Report:**

- Mr. Minor shared an end-of-year MUNIS report for Solid Waste and Recycling. Special attention was made to Summary (page 7 of 7) for Original Appropriations and YTD Expenditures. The Department finished the year 2.6% under budget. Some individual cost categories were over (ie: disposal) and it is often difficult to budget with population growth. Board members complimented Mr. Minor’s office “Good Work”!

##### **B. SW & R Monthly Report – June 2015:**

- Mr. Minor referenced data provided. Year-end totals indicate that citizens are following the 3-2-1 signs and Convenience Center attendant’s instructions with placement of waste types. Class 2 waste removed from Class 3 stream provides a significant cost savings, per ton, for disposal
- Pulls were increased due to more tons of waste generation and equipment repairs that took the packer truck out of commission for part of FY15
- Hauling costs show an overall increase of 10% over FY14
- We are experiencing economic growth
- Disposal costs have a 6% increase from FY14

- Convenience Center traffic has increased from FY14
- Recycling numbers are discouraging. Hopefully more recycles are being diverted and not reported
- Data shows recycling down 600 tons from FY14
- Open discussion of “single stream” collection/market. Struggles of volume vs value
- Revenue collected for recycles is returned to the General Fund
- SC recycling goal is 40% reduction by 2020. Figures show we are opposite direction

**C. SW & R Monthly Report – July 2015:**

- Mr. Minor referenced the data provided
- Numbers indicate a better economy/growth
- We have a lower tip fee based on the new 10-year contract with Hickory Hill Landfill so disposal costs are down 3%
- Convenience Center traffic numbers are up 137,000 to 148,000. Larger centers (St. Helena, Bluffton, HHI) are extremely busy and it’s difficult to manage
- Revenue from recycling is down in FY16 due to market

**D. Recycling Events and Convenience Center Updates**

- Shred Event in Bluffton 8/22/15 = 381 cars and 6.4 tons recycled
- Electronics Event (Beaufort & Bluffton) 9/12/15 = 856 cars and 57.55 tons collected
- Future Event dates on website

**E. Recycling Coordinator’s Report**

- Keep Beaufort County Beautiful – Cleanups at Hunting Island, May River and the Spanish Moss Trail
- Kayak cleanups continue to be popular
- Grants secured and with a partnership with Public Works, a nature trail was expanded at Whale Branch Elementary (beautification project)
- Adopt a Highway had over 125 volunteers, 300 hours and 10 tons of litter collected. Palmetto Pride has secured grants and will have new billboards for “New Clean Team” cleanups that can be small areas instead of two miles of roadway option
- SC Annual Report – contact made with over 600 businesses with an 11% return
- Beaufort County Internal Agency Recycling – continues strong. 64 tons collected
- New Environmental Liaison Program – for school recycling progress. 32 schools are currently participating
- Current post for an Intern position that will begin mid-October
- Grants: SC DHEC Grants: Oil, Tire, Compost, and Solid Waste/Twin the Bin. Twin the Bin for \$40,000 with partnership including SC Coastal, Hunting Island and Edisto

**5. Unfinished Business:**

**A. Use of Convenience Centers by non county residents.**

- Mr. Minor indicates no progress due to County Staff change

**B. Curbside Waste and Recycling Collection**

- Anticipating SW&R Board Letter of Recommendation letter should be presented to the Public Facilities Committee. Board members will be advised when this is on the schedule if interested in attending
- Meetings were held with County haulers in June. Letters sent in July and decals to be secured by September 1. After landfill spot check, substantial number of haulers did not have decals. Ongoing process but without decal, no County payment

- Working with haulers for residential monthly data (# of current curbside customers currently picked up for study)

### **C. Strategic Plan**

- Meeting was held with Dataw Community Relations Board. Information well-received. Feedback included that Convenience Centers need change per data although citizens are resistant to change from current operation
- Centers are low cost/low service but not efficient. With County growth, the Centers cannot keep up with traffic. Start community dialog for change. All Board members should open discussion with citizens to get topic out. Many gated communities could start lining up providers
- **Board member comment: Gate is a mess. Too much traffic, safety issues, wetlands issue** (No adjacent property for improvements)
- Meeting with Marsh Association is pending (November)

### **D. Board Requests**

- None at this time

### **E. Event Schedule**

- Discussed in Item 4. D

## **6. New Business:**

### **A. Board Vacancies**

- The Board does not have representation from Town of Hilton Head, Town of Port Royal and City of Beaufort. SW & R has drafted a letter to municipalities requesting the need for representation from municipalities. Mailing is pending Board Chairman Duryea's signature

### **B. 2016 SW&R Board Meeting Schedule**

Ms. Scott motioned. Ms. Corley seconded. All approved meeting schedule for 2016

## **7. Public Comment:** There was no Public Comment

## **8. Adjournment** – The meeting ended at 2:47 pm. The next regular Board meeting will be held December 3, 2015, in the BIV Conference Room, 2:00 pm

cc: Mr. Gary T. Kubic, County Administrator  
Miss Suzanne Rainey, Clerk to Council  
Eric Larson, Division Director, Environmental Engineering  
Eddie Bellamy, Director, Public Works

Solid Waste and Recycling Division Monthly Update  
 August 15 Fiscal Year 2016  
 Distributed to the Solid Waste and Recycling Board of Beaufort County

Solid Waste Overall County Convenience Center Tonnage

	August FY15	August FY16
<b>CLASS 3 WASTE (MSW)</b>	1,643.47	1,699.81
<b>CLASS 1 (Yard Waste)</b>	444.50	354.65
<b>CLASS 2 (C&amp;D)</b>	517.64	789.39
<b>TOTAL Convenience Center Tonnage</b>	2,605.61	2,843.85
<b>% of All Residential Disposal from CC</b>	45.00%	44.87%

Solid Waste Overall County Residential Route Tonnage

	August FY15	August FY16
<b>CLASS 3 WASTE (MSW)</b>	2,740.24	3,115.92
<b>CLASS 1 (Yard Waste)</b>	329.53	377.29
<b>CLASS 2 (C&amp;D)</b>	114.70	0.43
<b>TOTAL Residential Route Tonnage</b>	3,184.47	3,493.64
<b>% of All Residential Disposal from Residential Route</b>	55.00%	55.13%

Overall Solid Waste Activity by Solid Waste District

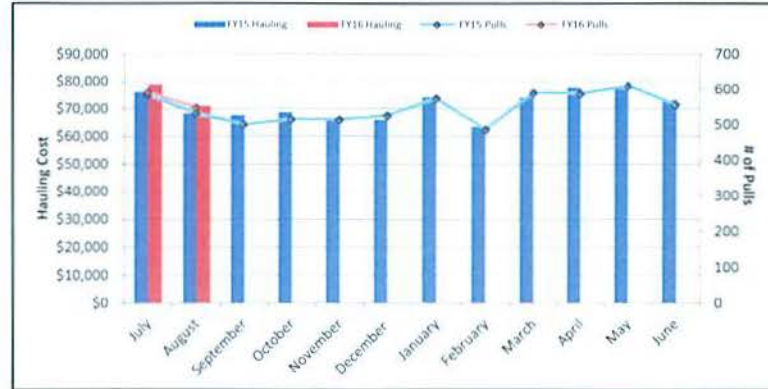
Solid Waste District	<b>CLASS 3 WASTE (MSW)</b>	<b>CLASS 1 (Yard Waste)</b>	<b>CLASS 2 (C&amp;D)</b>	<b>Total District Tonnage</b>
District 1 City of Beaufort	360.19	249.32	0.00	609.51
District 2 Town of Port Royal	159.03	120.41	0.00	279.44
District 3 Town of Hilton Head	1,456.88	91.00	187.30	1,735.18
District 4 Town of Bluffton	424.32	74.48	234.01	732.81
District 5 Sheldon Township	138.52	7.00	44.01	189.53
District 6 Unincorporated Port Royal Island	480.34	74.00	133.43	687.77
District 7 Unincorporated Lady's Island	167.76	0.00	0.00	167.76
District 8 St. Helena & Islands East	480.93	91.17	141.76	713.86
District 9 Unincorporated Bluffton Township	1,125.12	24.56	49.31	1,198.99
Daufuskie	22.64	0.00	0.00	22.64
<b>MONTHLY OVERALL COUNTY TONNAGE</b>	4,815.73	731.94	789.82	6,964.53
<b>YTD OVERALL COUNTY TONNAGE</b>	10,061.08	1,625.90	1,615.04	13,302.02

Solid Waste and Recycling Division Monthly Update  
August 2015 Fiscal Year 2016  
Distributed to the Solid Waste and Recycling Board of Beaufort County

Solid Waste Hauling Costs

Month	FY15 Hauling	FY16 Hauling
July	\$76,214	\$79,095
August	\$68,392	\$71,203
September	\$67,731	
October	\$68,888	
November	\$65,738	
December	\$66,020	
January	\$74,165	
February	\$63,458	
March	\$74,063	
April	\$77,708	
May	\$77,222	
June	\$73,217	
<b>TOTAL</b>	<b>\$852,816</b>	<b>\$150,298</b>

Solid Waste Hauling Costs



Number of Pulls

Month	FY15 Pulls	FY16 Pulls
July	584	592
August	531	548
September	501	
October	516	
November	515	
December	526	
January	575	
February	487	
March	590	
April	588	
May	610	
June	557	
<b>TOTAL</b>	<b>6,580</b>	<b>1,140</b>

Solid Waste Disposal Costs

Month	FY15 Disposal Costs	FY16 Disposal Costs
July	\$252,734	\$245,137
August	\$224,645	\$225,204
September	\$210,259	
October	\$206,272	
November	\$182,850	
December	\$213,790	
January	\$217,045	
February	\$173,333	
March	\$219,139	
April	\$235,476	
May	\$210,896	
June	\$225,263	
<b>TOTAL</b>	<b>\$2,571,702</b>	<b>\$470,341</b>

Solid Waste Disposal Cost



Total County Residential Tonnage Disposal

Month	FY15 Residential Tonnage	FY16 Residential Tonnage
July	6,401	6,965
August	5,790	6,337
September	5,649	
October	5,737	
November	4,725	
December	5,540	
January	5,677	
February	4,533	
March	5,773	
April	6,288	
May	5,888	
June	6,282	
<b>TOTAL</b>	<b>68,283</b>	<b>13,302</b>

Solid Waste Hauling and Disposal Budgets Status

	FY15 Through August	FY16 Through August	FY15 % Expended	FY16 % Expended
Hauling Costs	\$144,606	\$150,298	17%	18%
Disposal Costs	\$477,379	\$470,341	19%	17%

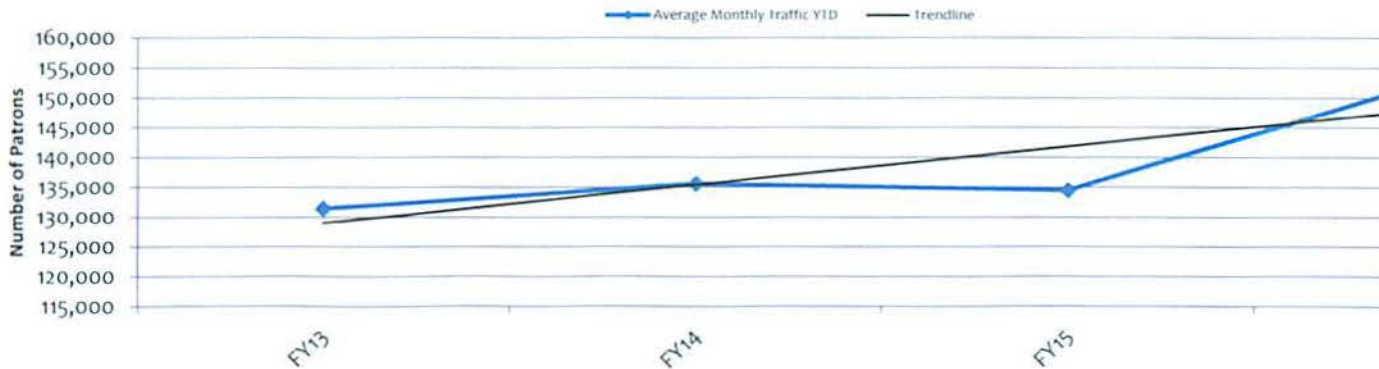
Solid Waste and Recycling Division Monthly Update  
 August 2015 Fiscal Year 2016  
 Distributed to the Solid Waste and Recycling Board of Beaufort County

Monthly Convenience Center Total Traffic Information

	August FY 15	August FY 16
Hilton Head	25,925	30,915
Bluffton	36,032	36,383
Lobeco	8,596	7,183
Sheldon	1,463	1,604
Big Estate	1,367	1,398
Shanklin	12,908	12,049
Gate	14,451	14,372
St. Helena	31,097	36,543
Coffin Point	1,448	2,440
Cuffy	920	1,190
Pritchardville	13,290	14,329
<b>Total Traffic for ALL Convenience Centers</b>	<b>147,497</b>	<b>158,406</b>

Note: December FY13 Attendant's Numbers. Shanklin & Pritchardville FY14 Attendant's Numbers

Average Monthly Traffic YTD by Fiscal Year



**Total Traffic Year to date**

	FY12	FY13	FY14	FY15	FY16
July	148053	131697	156803	142845	148214
August	131066	126921	153741	147497	158406
Sep	133040	122788	149995	133295	
Oct	137356	126825	133408	128484	
Nov	134351	120119	132816	120353	
Dec	140034	138097	131666	133187	
Jan	129869	136690	117712	132909	
Feb	117400	117016	115,670	121,351	
Mar	145823	132576	135,372	143,947	
Apr	138002	129257	129,712	138,111	
May	135318	146334	135,228	135,471	
June	132740	149036	135106	137051	
total	1623052	1577356	1627229	1614501	306620
Average Monthly Traffic YTD	135254	131446	135602	134542	153310

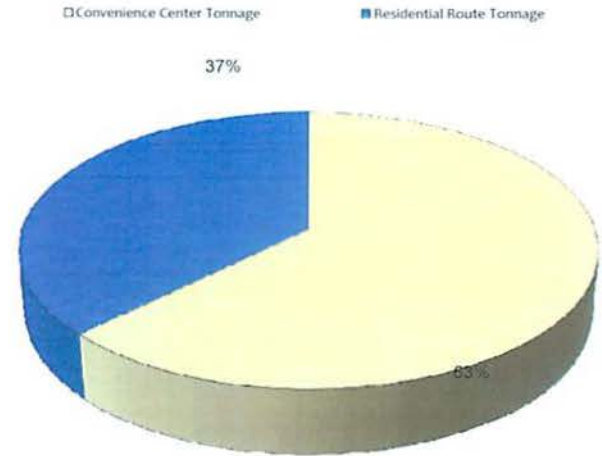


Solid Waste and Recycling Division Monthly Update  
August 15 Fiscal Year 2016  
Distributed to the Solid Waste and Recycling Board of Beaufort County

Recycling Activity by Solid Waste District

Solid Waste District	Convenience Center Tonnage	Residential Route Tonnage	Overall County Tonnage by District	Commercial Tonnage
District 1 City of Beaufort		3.66	3.66	0.00
District 2 Town of Port Royal		0.00	0.00	0.00
District 3 Town of Hilton Head	105.32	26.50	131.82	0.00
District 4 Town of Bluffton	90.48	87.34	177.82	0.00
District 5 Sheldon Township	0.00	0.00	0.00	0.00
District 6 Unincorporated Port Royal Island	25.53	0.00	25.53	0.00
Solid Waste District 7 Unincorporated Lady's Island	0.00	0.00	0.00	0.00
Solid Waste District 8 St. Helena & Islands East	50.43	0.00	50.43	0.00
Solid Waste District 9 Unincorporated Bluffton Township	20.69	56.49	77.18	0.00
Daufuskie		0.00	0.00	0.00
<b>OVERALL COUNTY TONNAGE</b>	<b>292.45</b>	<b>173.99</b>	<b>466.44</b>	<b>0.00</b>
<b>COUNTY TONNAGE PLUS NEWSPAPER</b>		<b>0.00</b>	<b>466.44</b>	

Monthly Comparison of Residential Recycling Sources



YTD Residential Recycling Tonnage

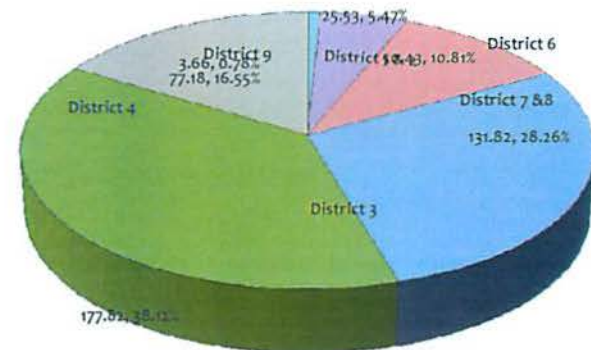
	Convenience Center Tonnage	Residential Route Tonnage	YTD Residential Tonnage
YTD Residential Tonnage	292.45	173.99	466.44
YTD Residential Tonnage + Newspaper	44.40		510.84

Fiscal Year Overall County Recycling Tonnage & Services Comparison

Month	FY 15 Recycling Tonnage	FY 16 Recycling Tonnage	FY 15 Recycling Services Cost	FY 16 Recycling Services Cost
July	729.80	604.70	\$22,840	\$26,534
August	700.32	510.84	\$24,985	\$21,245
September	656.54		\$22,508	
October	714.01		\$23,962	
November	694.66		\$18,473	
December	807.79		\$28,060	
January	778.22		\$31,350	
February	645.99		\$20,646	
March	835.09		\$28,917	
April	908.01		\$28,876	
May	775.24		\$25,119	
June	636.03		\$24,659	
<b>TOTAL</b>	<b>8,881.70</b>	<b>1,115.54</b>	<b>\$300,396</b>	<b>\$47,779</b>

Residential Tonnage + Newspaper Tonnage NO Commercial Tonnage

Overall County Tonnage Comparison by District



Solid Waste Recycling Budget Status

	FY15 Through August	FY16 Through August	FY15 % Expended YTD	FY16 % Expended YTD
Recycling Services	\$47,825	\$47,779	15%	14%

Solid Waste and Recycling Division Monthly Update  
 August 15 Fiscal Year 2016  
 Distributed to the Solid Waste and Recycling Board of Beaufort County

Fiscal Year 16 Recycling Revenue						Fiscal Year 16 MRF Credit		
Month/Year	Charleston Steel	GEL	Santee Cooper	Low Country Batteries	Sonoco	Month/Year	Waste Management (MRF) *revenue received from processing costs	Rebate Check
Jul-15		\$923.39	\$718.00	\$140.80		Jul-15	\$13,720.45	\$4,271.42
Aug-15		\$763.90	\$704.00	\$197.45	\$2,656.74	Aug-15	\$11,709.80	\$3,913.88
Sep-15						Sep-15		
Oct-15						Oct-15		
Nov-15						Nov-15		
Dec-15						Dec-15		
Jan-16						Jan-16		
Feb-16						Feb-16		
Mar-16						Mar-16		
Apr-16						Apr-16		
May-16						May-16		
Jun-16						Jun-16		
<b>Sub Totals</b>	\$0.00	\$1,687.29	\$1,422.00	\$338.25	\$2,656.74	<b>Total</b>	\$25,430.25	\$8,185.30
<b>GRAND TOTAL TO DATE</b>							\$33,615.55	

Solid Waste and Recycling Division Monthly Update  
 September 15 Fiscal Year 2016  
 Distributed to the Solid Waste and Recycling Board of Beaufort County

Solid Waste Overall County Convenience Center Tonnage

	September FY15	September FY16
<b>CLASS 3 WASTE (MSW)</b>	1,462.82	1,595.69
<b>CLASS 1 (Yard Waste)</b>	490.00	515.01
<b>CLASS 2 (C&amp;D)</b>	720.99	893.21
<b>TOTAL Convenience Center Tonnage</b>	<b>2,673.81</b>	<b>3,003.91</b>
<b>% of All Residential Disposal from CC</b>	<b>47.33%</b>	<b>50.25%</b>

Solid Waste Overall County Residential Route Tonnage

	September FY15	September FY16
<b>CLASS 3 WASTE (MSW)</b>	2,561.91	2,730.07
<b>CLASS 1 (Yard Waste)</b>	291.38	240.88
<b>CLASS 2 (C&amp;D)</b>	122.01	3.05
<b>TOTAL Residential Route Tonnage</b>	<b>2,975.30</b>	<b>2,974.00</b>
<b>% of All Residential Disposal from Residential Route</b>	<b>52.67%</b>	<b>49.75%</b>

Overall Solid Waste Activity by Solid Waste District

Solid Waste District	<b>CLASS 3 WASTE (MSW)</b>	<b>CLASS 1 (Yard Waste)</b>	<b>CLASS 2 (C&amp;D)</b>	Total District Tonnage
District 1 City of Beaufort	319.56	176.16	0.00	495.72
District 2 Town of Port Royal	149.88	50.43	0.00	200.31
District 3 Town of Hilton Head	1,232.18	129.50	184.32	1,546.00
District 4 Town of Bluffton	433.35	147.51	294.20	875.06
District 5 Sheldon Township	129.06	21.00	29.75	179.81
District 6 Unincorporated Port Royal Island	432.72	98.26	169.50	700.48
District 7 Unincorporated Lady's Island	159.97	0.00	0.00	159.97
District 8 St. Helena & Islands East	388.67	105.00	170.45	664.12
District 9 Unincorporated Bluffton Township	1,053.06	28.03	48.04	1,129.13
Daufuskie	27.31	0.00	0.00	27.31
<b>MONTHLY OVERALL COUNTY TONNAGE</b>	<b>4,325.76</b>	<b>755.89</b>	<b>896.26</b>	<b>5,977.91</b>
<b>YTD OVERALL COUNTY TONNAGE</b>	<b>14,386.84</b>	<b>2,381.79</b>	<b>2,511.30</b>	<b>19,279.93</b>

Solid Waste and Recycling Division Monthly Update  
September 2015 Fiscal Year 2016  
Distributed to the Solid Waste and Recycling Board of Beaufort County

Solid Waste Hauling Costs

Month	FY15 Hauling	FY16 Hauling
July	\$76,214	\$79,095
August	\$68,392	\$71,203
September	\$67,731	\$74,059
October	\$68,888	
November	\$65,738	
December	\$66,020	
January	\$74,165	
February	\$63,458	
March	\$74,063	
April	\$77,708	
May	\$77,222	
June	\$73,217	
<b>TOTAL</b>	<b>\$852,816</b>	<b>\$224,357</b>

Solid Waste Hauling Costs



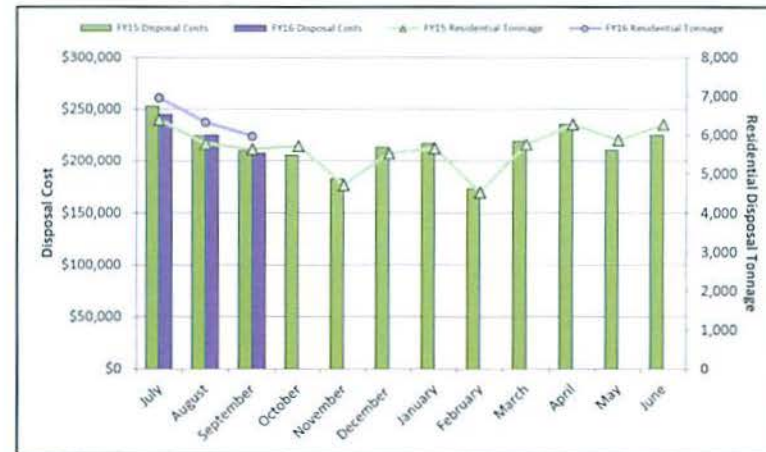
Number of Pulls

Month	FY15 Pulls	FY16 Pulls
July	584	592
August	531	548
September	501	564
October	516	
November	515	
December	526	
January	575	
February	487	
March	590	
April	588	
May	610	
June	557	
<b>TOTAL</b>	<b>6,580</b>	<b>1,704</b>

Solid Waste Disposal Costs

Month	FY15 Disposal Costs	FY16 Disposal Costs
July	\$252,734	\$245,137
August	\$224,645	\$225,204
September	\$210,259	\$207,899
October	\$206,272	
November	\$182,850	
December	\$213,790	
January	\$217,045	
February	\$173,333	
March	\$219,139	
April	\$235,476	
May	\$210,896	
June	\$225,263	
<b>TOTAL</b>	<b>\$2,571,702</b>	<b>\$678,240</b>

Solid Waste Disposal Cost



Total County Residential Tonnage Disposal

Month	FY15 Residential Tonnage	FY16 Residential Tonnage
July	6,401	6,965
August	5,790	6,337
September	5,649	5,978
October	5,737	
November	4,725	
December	5,540	
January	5,677	
February	4,533	
March	5,773	
April	6,288	
May	5,888	
June	6,282	
<b>TOTAL</b>	<b>68,283</b>	<b>19,280</b>

Solid Waste Hauling and Disposal Budgets Status

	FY15 Through September	FY16 Through September	FY15 % Expended	FY16 % Expended
Hauling Costs	\$212,337	\$224,357	25%	26%
Disposal Costs	\$687,638	\$678,240	28%	25%

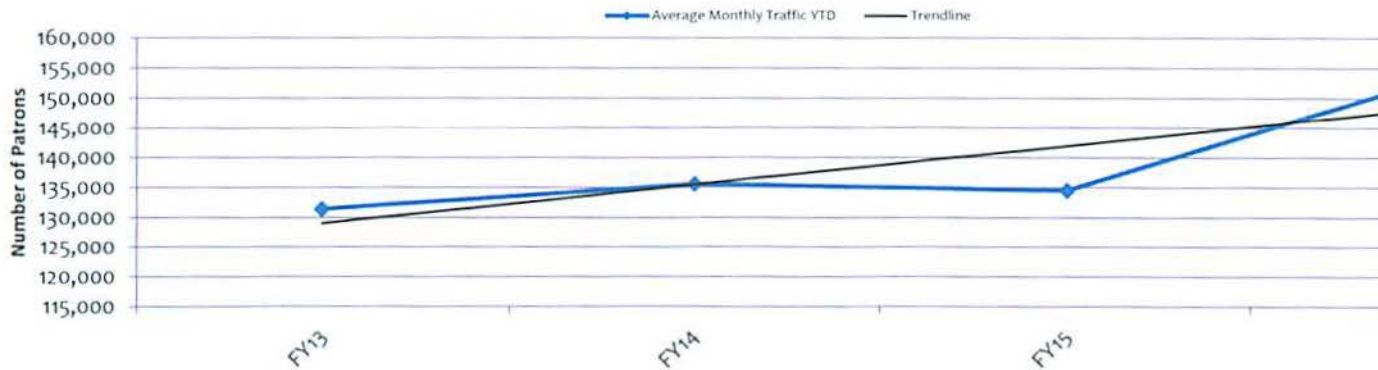
Solid Waste and Recycling Division Monthly Update  
 September 2015 Fiscal Year 2016  
 Distributed to the Solid Waste and Recycling Board of Beaufort County

Monthly Convenience Center Total Traffic Information

	September FY 15	September FY 16
Hilton Head	24,071	27,306
Bluffton	32,131	32,143
Lobeco	8,144	6,243
Sheldon	1,443	1,626
Big Estate	1,151	1,396
Shanklin	11,553	22,381
Gate	12,770	13,342
St. Helena	27,952	35,639
Coffin Point	940	1,946
Cuffy	755	1,104
Pritchardville	12,385	10,630
<b>Total Traffic for ALL Convenience Centers</b>	<b>133,295</b>	<b>153,756</b>

Note: December FY13 Attendant's Numbers. Shanklin & Pritchardville FY14 Attendant's Numbers

Average Monthly Traffic YTD by Fiscal Year



**Total Traffic Year to date**

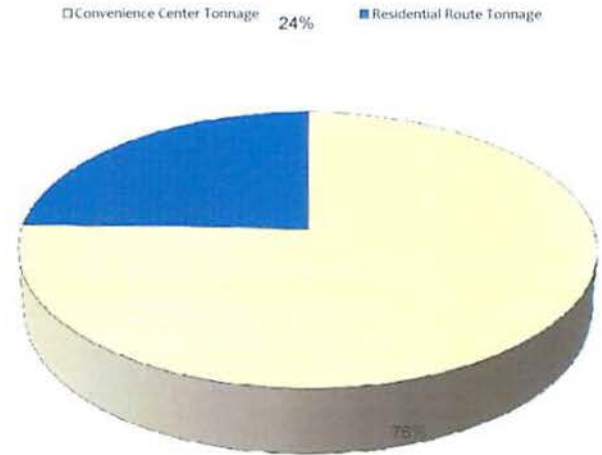
	FY12	FY13	FY14	FY15	FY16
July	148053	131697	156803	142845	148214
August	131066	126921	153741	147497	158406
Sep	133040	122788	149995	133295	153756
Oct	137356	126825	133408	128484	
Nov	134351	120119	132816	120353	
Dec	140034	138097	131666	133187	
Jan	129869	136690	117712	132909	
Feb	117400	117016	115,670	121,351	
Mar	145823	132576	135,372	143,947	
Apr	138002	129257	129,712	138,111	
May	135318	146334	135,228	135,471	
June	132740	149036	135106	137051	
total	1623052	1577356	1627229	1614501	460376
Average Monthly Traffic YTD	135254	131446	135602	134542	153458.7

Solid Waste and Recycling Division Monthly Update  
September 15 Fiscal Year 2016  
Distributed to the Solid Waste and Recycling Board of Beaufort County

Recycling Activity by Solid Waste District

Solid Waste District	Convenience Center Tonnage	Residential Route Tonnage	Overall County Tonnage by District	Commercial Tonnage
District 1 City of Beaufort		0.00	0.00	0.00
District 2 Town of Port Royal		0.00	0.00	0.00
District 3 Town of Hilton Head	92.15	0.00	92.15	0.00
District 4 Town of Bluffton	94.02	8.28	102.30	0.00
District 5 Sheldon Township	0.00	0.00	0.00	0.00
District 6 Unincorporated Port Royal Island	26.58	0.00	26.58	0.00
Solid Waste District 7 Unincorporated Lady's Island	0.00	0.00	0.00	0.00
Solid Waste District 8 St. Helena & Islands East	55.35	0.00	55.35	0.00
Solid Waste District 9 Unincorporated Bluffton Township	25.70	86.72	112.42	0.00
Daufuskie			0.00	0.00
<b>OVERALL COUNTY TONNAGE</b>	<b>293.80</b>	<b>95.00</b>	<b>388.80</b>	<b>0.00</b>
<b>COUNTY TONNAGE PLUS NEWSPAPER</b>		<b>0.00</b>	<b>388.80</b>	

Monthly Comparison of Residential Recycling Sources



YTD Residential Recycling Tonnage

	Convenience Center Tonnage	Residential Route Tonnage	YTD Residential Tonnage
<b>YTD Residential Tonnage</b>	<b>293.80</b>	<b>95.00</b>	<b>388.80</b>
<b>YTD Residential Tonnage + Newspaper</b>	<b>55.80</b>		<b>444.60</b>

Fiscal Year Overall County Recycling Tonnage & Services Comparison

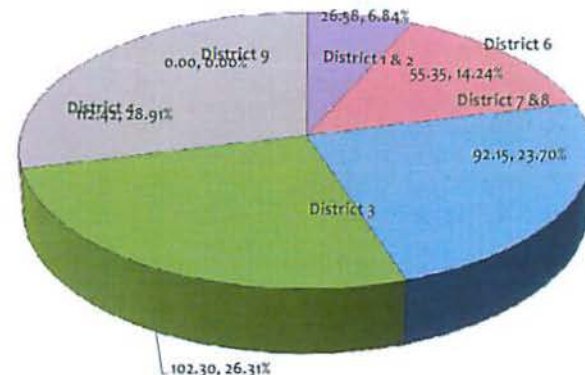
Month	FY 15 Recycling Tonnage	FY 16 Recycling Tonnage	FY 15 Recycling Services Cost	FY 16 Recycling Services Cost
July	729.80	604.70	\$22,840	\$26,534
August	700.32	510.84	\$24,985	\$21,245
September	656.54	444.60	\$22,508	\$18,934
October	714.01		\$23,962	
November	694.66		\$18,473	
December	807.79		\$28,060	
January	778.22		\$31,350	
February	645.99		\$20,646	
March	835.09		\$28,917	
April	908.01		\$28,876	
May	775.24		\$25,119	
June	636.03		\$24,659	
<b>TOTAL</b>	<b>8,881.70</b>	<b>1,560.14</b>	<b>\$300,396</b>	<b>\$66,713</b>

Residential Tonnage + Newspaper Tonnage      NO Commercial Tonnage

Solid Waste Recycling Budget Status

	FY15 Through September	FY16 Through September	FY15 % Expended YTD	FY16 % Expended YTD
<b>Recycling Services</b>	<b>\$70,333</b>	<b>\$66,713</b>	<b>22%</b>	<b>19%</b>

Overall County Tonnage Comparison by District



Solid Waste and Recycling Division Monthly Update  
 September 15 Fiscal Year 2016  
 Distributed to the Solid Waste and Recycling Board of Beaufort County

Fiscal Year 16 Recycling Revenue						Fiscal Year 16 MRF Credit		
Month/Year	Charleston Steel	GEL	Santee Cooper	Low Country Batteries	Sonoco	Month/Year	Waste Management (MRF) *revenue received from processing costs	Rebate Check
Jul-15		\$923.39	\$718.00	\$140.80		Jul-15	\$13,720.45	\$4,271.42
Aug-15		\$763.90	\$704.00	\$197.45	\$2,656.74	Aug-15	\$11,709.80	\$3,913.88
Sep-15	\$865.23	\$836.30	\$548.00		\$825.69	Sep-15	\$11,798.08	\$3,244.48
Oct-15						Oct-15		
Nov-15						Nov-15		
Dec-15						Dec-15		
Jan-16						Jan-16		
Feb-16						Feb-16		
Mar-16						Mar-16		
Apr-16						Apr-16		
May-16						May-16		
Jun-16						Jun-16		
<b>Sub Totals</b>	\$865.23	\$2,523.59	\$1,970.00	\$338.25	\$3,482.43	<b>Total</b>	\$37,228.33	\$11,429.78
<b>GRAND TOTAL TO DATE</b>							\$48,658.11	