



Beaufort County
Solid Waste and Recycling Board
Thursday, May 28, 2015
2:00 p.m.
Conference Room, Building 3, Beaufort Industrial Village
104 Industrial Village Road, Beaufort
843.255.2735



In accordance with South Carolina Code of Laws, 1976, Section 30-4-80(d), as amended, all local media was duly notified of the time, date, place and agenda of this meeting.

1. CALL TO ORDER 2:00 pm
 - A. Approval of Agenda
 - B. Approval of Minutes – March 26, 2015 ([backup](#))
2. INTRODUCTIONS
3. PUBLIC COMMENT
4. REPORTS
 - A. Solid Waste and Recycling Division Monthly Report Feb. '15 ([backup](#))
 - B. Solid Waste and Recycling Division Monthly Report Mar. '15 ([backup](#))
 - C. Coordinators' Report – E-waste collection, Shred event, Newsletter, Whale Branch
5. UNFINISHED BUSINESS
 - A. Transfer Station Site Discussion
 1. Update - Mr. Minor
 - B. Use of Convenience Centers by non county residents
 1. Cameras – In Progress - Budget
 - C. Disposal Contract Negotiation with Waste Management for Hickory Hill Landfill
 1. Update – Mr. Minor
 - D. Curbside Waste & Recycling Collection
 1. Reduction of Convenience Center hours: Mr. Minor
 2. Meetings with Town of Bluffton and City of Beaufort
 - E. Strategic Plan
 - F. Board Requests
 - G. Event Schedule
6. NEW BUSINESS
7. PUBLIC COMMENT
8. ADJOURNMENT
 - A. Next Meeting, July 23, 2015, BIV Conference Room 2:00 p.m.



The
County
Channel





Beaufort County Solid Waste and Recycling Board Meeting Thursday, March 26, 2015 2:00 pm BIV Conference Room

Attendees:

Dan Duryea, Chairman, District 9 Representative
Kim Corley, District 8 Representative
David R. Uehling, VChair, District 6, Representative
Ben Wheatley, District 7 Representative
Gary Dukes, MCAS Liaison
LaShonda Scott, District 5 Representative
James Minor, Solid Waste Manager
John Miller, Solid Waste and Recycling
Cindy Carter, Solid Waste and Recycling

Absentees:

Isaiah Smalls, District 1 Representative (Ex-Officio)
Van Willis, District 2 Representative (Ex-Officio)
Chris Vaigneur, SCDHEC Liaison
Eddie Bellamy, Public Works Director
Brad Woods, MCRD Liaison
Kathryn Madden, Solid Waste and Recycling

Guests Attending

Cynthia Bensch, County Council Member
Ron Olson, Town of Bluffton

1. **Call to Order:** Chairman Duryea, called the meeting to order at 2:00 pm
 - A. **Agenda:** Dr. Uehling motioned, Ms. Scott seconded, all approved the agenda.
 - B. **Minutes:** Mr. Duryea requested a change in the October 23, 2014 minutes: Dr. Uehling called the meeting to order as Mr. Duryea was not present. Dr. Uehling motioned, Mr. Wheatley seconded, all approved the October 23, 2014 minutes, as written with the revision.
 - C. **Minutes:** Mr. Duryea referenced the December 4, 2014 field trip minutes. Ms. Corley motioned, Dr. Uehling seconded, all approved the minutes as written. Mr. Duryea thanked Mr. Minor for arranging the Transfer Station visit and noted the efficiency of the operation on a small footprint.
2. **Introductions:** All present were introduced.
3. **Public Comment:** There was no public comment.
4. **Reports:**
 - A. **SW&R Monthly Report – December 2014:**
 - Mr. Minor presented data results from December 2014
 - Class 3 decrease per Class 2 increase evidence 3-2-1 working
 - HHI and Bluffton have most increase in residential tons
 - Pulls are increasing due to limitations with packer truck (300,000 miles) and no capital for additional compactors
 - Hauling costs increased from FY 14 (Mr. Duryea asked % column addition)
 - Disposal costs increased over FY 14 (Mr. Duryea asked % column addition)
 - Data from Hilton Head Island not coming in monthly
 - District 9 includes Pritchardville/Sun City (partially located in Jasper Co.)

- New recycling contract for newspaper – revenues are less

B. SW & R Monthly Report – January 2015:

- Mr. Minor presented data results from January 2015
 - High number of pulls continues. Impacts hauling costs
 - Residential tonnage has increased. Costs are up in comparison to FY 14
 - Current disposal costs at 60% - ahead of budget
 - Projection for FY16 may run \$100-\$200K over line item in budget
 - Traffic at the Bluffton Convenience Center 1/2/15 was 3,200 vehicles in a 10-hour window...320 cars per hour. Extra staff were used to help with volume
 - Recycling revenues unchanged. Commodity prices are down

C. Recycling Coordinator's Report

- Mr. Minor presented as Ms. Madden is attending CRA conference
 - Upcoming Events – Shred in Beaufort 4/11/15
 - Upcoming Events – Shred in Bluffton 6/13/15
 - Last Shred Event 1/1/15 (Bluffton) = 544 cars/14 tons. Filled 2 trucks early
 - Upcoming Events – Electronics at both locations 5/9/15
 - Last Electronics Event 2/14/15 = 61.9 tons collected
 - Household Hazardous Waste/Rx Collection Event on 3/7/15 = 302 cars. Sheriff's office offers continued Rx collection by calling the non-emergency switchboard number (843-524-2777)

5. Unfinished Business:

A. Transfer Station Site

- Mr. Minor noted the consultant is working on cost of two sites. This will be taken to County Council.

B. Usage of Beaufort County convenience centers by non county residents.

- Mr. Minor noted costs for cameras are \$14/\$15K and funding on hold. High traffic centers most abused. Estimate \$70K per violators. Contractor abuse for disposal is part of the system inherited and cannot currently be controlled.

C. Disposal Contract Negotiation with Waste Management for Hickory Hill Landfill

- Mr. Minor reported negotiation in process. Contract expires 6/30/15.

D. Curbside Waste and Recycling Collection

- Current disposal for citizens is easy without recognition of restricted items. County Council has listed this as a High Priority. Increase curbside and downsize Centers. This is in line with Comprehensive Plan goals.
- Convenience Centers have negative impact. New MS4 requirements will most likely impact four Centers.
- Progressive companies and serious economic development require that we need to be “green”. We need to preserve a beautiful Beaufort County and not make our trash another's problem. As communities expand, we need to develop Solid Waste into our Plan.
- Part of Sun City is in Jasper County and they use Centers. Beaufort County pays.
- Open discussion of curbside rates per haulers. It needs to be mandatory to even hauler transportation costs. Collection is a piece of the process.
- Curbside must include recycling. State has 40% by 2020 initiative.
- Due to no landfill in Beaufort County, it is always going to cost more to dispose,

divert and recycle. Convenience Centers are cheaper but not efficient and are not sustainable.

- Meetings were held with Town of Bluffton and City of Beaufort. We need to work with municipalities to expand curbside. One minor change with City of Beaufort will be to put yard waste in paper bags (vs. plastic) so that all can be used for recycling.
- Expanding curbside into Unincorporated areas will be beneficial.
- Meeting is pending between SW &R and haulers.
- **Chairman Duryea stated that the Board should prepare a document of support for curbside initiative.** Ms. Corley motioned and Mr. Wheatley seconded.

E. Strategic Plan

- Copy of Draft SW & R Strategic Plan distributed.

F. Board Requests

- None at this time.

6. New Business:

A. Secure Document Shredding Events – next April 11 (Beaufort) 80 Shanklin

B. E-Waste Collection Events – next May 9 (Bluffton and Beaufort)

D. Videos – will be e-mailed to Board members

7. Public Comment – There was no public comment.

8. Adjournment – The meeting ended at 3:09 pm. The next regular Board meeting will be held May 28, 2015, in the BIV Conference Room, 2:00 pm.

Cc: Mr. Gary T. Kubic, County Administrator
Miss Suzanne Rainey, Clerk to Council
Eric Larson, Division Director, Environmental Engineering
Eddie Bellamy, Director, Public Works

Solid Waste and Recycling Division Monthly Update
February 15 Fiscal Year 2015
Distributed to the Solid Waste and Recycling Board of Beaufort County

Solid Waste Overall County Convenience Center Tonnage

	February FY14	February FY15
CLASS 3 WASTE (MSW)	1,599.71	1,277.26
CLASS 1 (Yard Waste)	492.54	394.01
CLASS 2 (C&D)	489.75	557.97
TOTAL Convenience Center Tonnage	2,582.00	2,229.24
% of All Residential Disposal from CC	55.81%	49.18%

Solid Waste Overall County Residential Route Tonnage

	February FY14	February FY15
CLASS 3 WASTE (MSW)	1,734.41	2,073.90
CLASS 1 (Yard Waste)	265.42	224.53
CLASS 2 (C&D)	44.20	5.45
TOTAL Residential Route Tonnage	2,044.03	2,303.88
% of All Residential Disposal from Residential Route	44.19%	50.82%

Overall Solid Waste Activity by Solid Waste District

Solid Waste District	CLASS 3 WASTE (MSW)	CLASS 1 (Yard Waste)	CLASS 2 (C&D)	Total District Tonnage
District 1 City of Beaufort	249.25	111.12	2.52	362.89
District 2 Town of Port Royal	107.08	101.41	0.00	208.49
District 3 Town of Hilton Head	918.64	98.00	108.17	1,124.81
District 4 Town of Bluffton	313.65	115.50	184.90	614.05
District 5 Sheldon Township	136.04	7.00	13.46	156.50
District 6 Unincorporated Port Royal Island	345.01	59.64	118.63	523.28
District 7 Unincorporated Lady's Island	137.90	9.79	2.56	150.25
District 8 St. Helena & Islands East	282.47	89.51	92.00	463.98
District 9 Unincorporated Bluffton Township	794.82	26.57	41.18	862.57
Daufuskie	11.03	0.00	0.00	11.03
MONTHLY OVERALL COUNTY TONNAGE	3,351.16	618.54	563.42	4,533.12
YTD OVERALL COUNTY TONNAGE	32,645.03	6,210.30	5,196.87	44,052.20

Solid Waste and Recycling Division Monthly Update
February 2015 Fiscal Year 2015
Distributed to the Solid Waste and Recycling Board of Beaufort County

Solid Waste Hauling Costs

Month	FY14 Hauling	FY15 Hauling
July	\$70,778	\$76,214
August	\$64,508	\$68,392
September	\$59,083	\$67,731
October	\$66,220	\$68,888
November	\$56,931	\$65,738
December	\$59,137	\$66,020
January	\$54,219	\$74,165
February	\$52,205	\$63,458
March	\$66,626	
April	\$72,107	
May	\$74,165	
June	\$69,896	
TOTAL	\$765,875	\$550,606

Solid Waste Hauling Costs



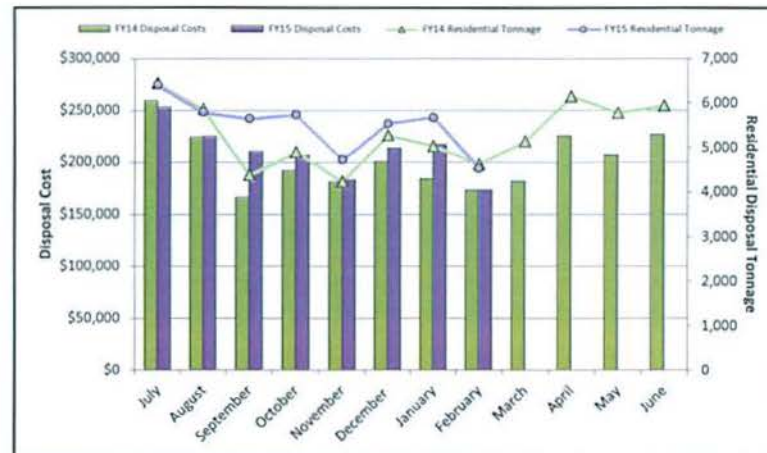
Number of Pulls

Month	FY14 Pulls	FY15 Pulls
July	494	584
August	487	531
September	440	501
October	500	516
November	428	515
December	456	526
January	402	575
February	408	487
March	522	
April	545	
May	573	
June	544	
TOTAL	5,799	4,235

Solid Waste Disposal Costs

Month	FY14 Disposal Costs	FY15 Disposal Costs
July	\$258,821	\$252,734
August	\$223,617	\$224,645
September	\$165,679	\$210,259
October	\$191,394	\$206,272
November	\$180,669	\$182,850
December	\$200,070	\$213,790
January	\$183,910	\$217,045
February	\$173,127	\$173,333
March	\$181,546	
April	\$225,321	
May	\$207,006	
June	\$226,937	
TOTAL	\$2,418,098	\$1,680,928

Solid Waste Disposal Cost



Total County Residential Tonnage Disposal

Month	FY14 Residential Tonnage	FY15 Residential Tonnage
July	6,446	6,401
August	5,864	5,790
September	4,377	5,649
October	4,892	5,737
November	4,235	4,725
December	5,277	5,540
January	5,036	5,677
February	4,626	4,533
March	5,146	
April	6,154	
May	5,782	
June	5,946	
TOTAL	63,781	44,052

Solid Waste Hauling and Disposal Budgets Status

	FY14 Through February	FY15 Through February	FY14 % Expended	FY15 % Expended
Hauling Costs	\$483,081	\$550,606	57%	65%
Disposal Costs	\$1,577,287	\$1,680,928	63%	67%

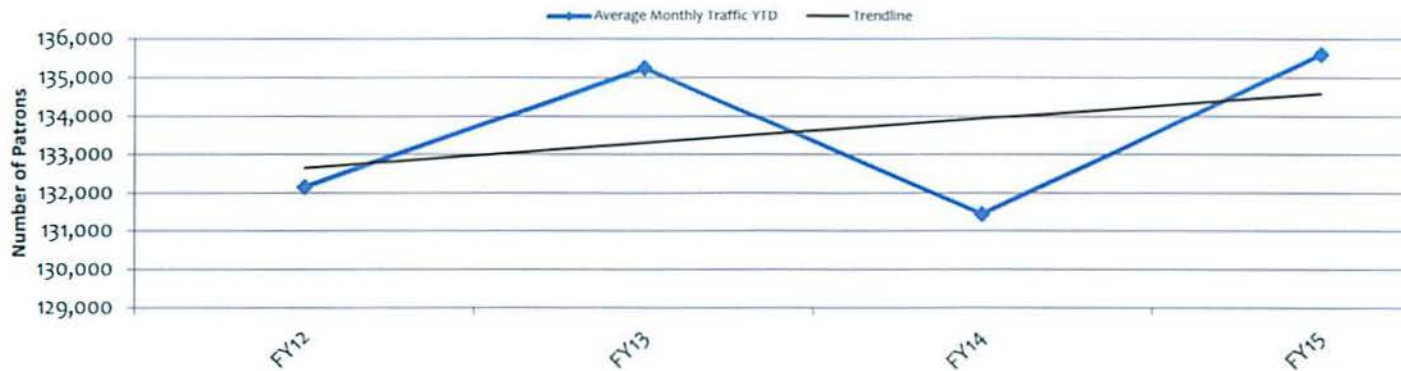
Solid Waste and Recycling Division Monthly Update
 February 2015 Fiscal Year 2015
 Distributed to the Solid Waste and Recycling Board of Beaufort County

Monthly Convenience Center Total Traffic Information

	February FY 14	February FY 15
Hilton Head	18,552	25,244
Bluffton	29,500	28,901
Lobeco	6,441	5,616
Sheldon	1,294	1,215
Big Estate	1,037	1,019
Shanklin	10,223	9,748
Gate	11,393	11,604
St. Helena	25,270	25,977
Coffin Point	831	1,275
Cuffy	646	830
Pritchardville	10,483	9,922
Total Traffic for ALL Convenience Centers	115,670	121,351

Note: December FY13 Attendant's Numbers. Shanklin & Pritchardville FY14 Attendant's Numbers

Average Monthly Traffic YTD by Fiscal Year



Total Traffic Year to date

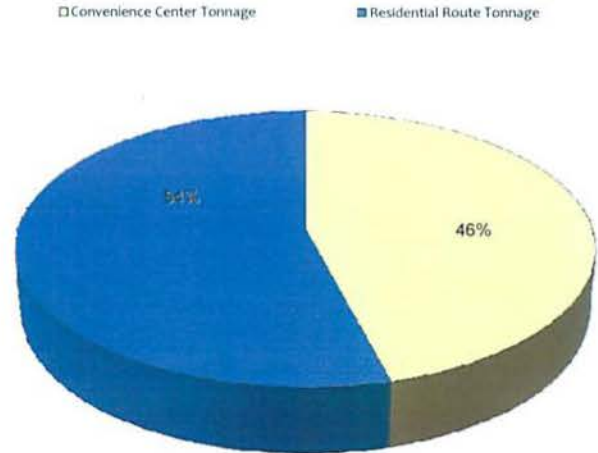
	FY11	FY12	FY13	FY14	FY15
July	139409	148053	131697	156803	142845
August	142660	131066	126921	153741	147497
Sep	134893	133040	122788	149995	133295
Oct	144904	137356	126825	133408	128484
Nov	124143	134351	120119	132816	120353
Dec	135798	140034	138097	131666	133187
Jan	117681	129869	136690	117712	132909
Feb	112986	117400	117016	115,670	121,351
Mar	134398	145823	132576	135,372	
Apr	124319	138002	129257	129,712	
May	127022	135318	146334	135,228	
June	147680	132740	149036	135106	
total	1585893	1623052	1577356	1627229	1059921
Average Monthly Traffic YTD	132158	135254	131446	135602	132490.1

Solid Waste and Recycling Division Monthly Update
February 15 Fiscal Year 2015
Distributed to the Solid Waste and Recycling Board of Beaufort County

Recycling Activity by Solid Waste District

Solid Waste District	Convenience Center Tonnage	Residential Route Tonnage	Overall County Tonnage by District	Commercial Tonnage
District 1 City of Beaufort		76.42	76.42	0.00
District 2 Town of Port Royal		0.00	0.00	0.00
District 3 Town of Hilton Head	97.24	56.79	154.03	0.00
District 4 Town of Bluffton	79.65	112.96	192.61	0.00
District 5 Sheldon Township	0.00	0.00	0.00	0.00
District 6 Unincorporated Port Royal Island	23.28	0.00	23.28	0.00
Solid Waste District 7 Unincorporated Lady's Island	0.00	0.00	0.00	0.00
Solid Waste District 8 St. Helena & Islands East	48.43	0.00	48.43	0.00
Solid Waste District 9 Unincorporated Bluffton Township	25.63	78.65	104.28	0.00
Daufuskie		0.00	0.00	0.00
OVERALL COUNTY TONNAGE	274.23	324.82	599.05	0.00
COUNTY TONNAGE PLUS NEWSPAPER	46.94	0.00	645.99	

Monthly Comparison of Residential Recycling Sources



YTD Residential Recycling Tonnage

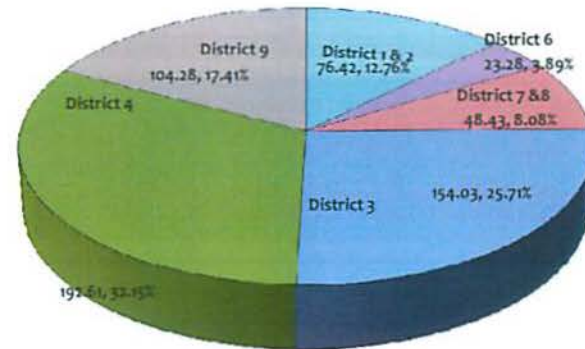
	Convenience Center Tonnage	Residential Route Tonnage	YTD Residential Tonnage
YTD Residential Tonnage	2,526.23	2,733.81	5,260.04
YTD Residential Tonnage + Newspaper			5,306.98

Fiscal Year Overall County Recycling Tonnage & Services Comparison

Month	FY 14 Recycling Tonnage	FY 15 Recycling Tonnage	FY 14 Recycling Services Cost	FY 15 Recycling Services Cost
July	745.19	729.80	\$20,048	\$22,840
August	797.41	700.32	\$30,182	\$24,985
September	761.25	656.54	\$17,748	\$22,508
October	900.31	714.01	\$19,343	\$23,962
November	856.14	694.66	\$31,264	\$18,473
December	898.15	807.79	\$27,927	\$28,060
January	951.63	778.22	\$24,136	\$31,350
February	729.77	645.99	\$17,445	\$20,646
March	742.45		\$17,445	
April	709.79		\$25,143	
May	754.43		\$19,090	
June	624.29		\$21,130	
TOTAL	9,470.81	5,727.33	\$270,900	\$192,825

Residential Tonnage + Newspaper Tonnage NO Commercial Tonnage

Overall County Tonnage Comparison by District



Solid Waste Recycling Budget Status

	FY14 Through February	FY15 Through February	FY14 % Expended YTD	FY15 % Expended YTD
Recycling Services	\$188,092	\$192,825	58%	55%

Solid Waste and Recycling Division Monthly Update
 February 15 Fiscal Year 2015
 Distributed to the Solid Waste and Recycling Board of Beaufort County

Fiscal Year 15 Recycling Revenue						Fiscal Year 15 MRF Credit		
Month/Year	Charleston Steel	Erik Tomsson Enterprises LLC/GEL	Santee Cooper	Low Country Batteries	Sonoco	Month/Year	Waste Management (MRF) *revenue received from processing costs	Rebate Check
Jul-14		\$2,325.13	\$759.50	\$121.65	\$3,147.56	Jul-14	\$16,341.40	\$3,962.68
Aug-14	\$49,172.68	\$1,381.18	\$1,645.00	\$285.75	\$1,645.00	Aug-14	\$16,349.90	\$5,962.60
Sep-14		\$1,245.44	\$1,228.50	\$127.50	\$1,558.30	Sep-14	\$14,658.44	\$4,578.92
Oct-14		\$1,080.68	\$1,232.00	\$89.40		Oct-14	\$14,792.77	\$3,864.71
Nov-14		\$1,289.58	\$1,981.00	\$180.00		Nov-14	\$13,450.53	\$3,047.83
Dec-14	\$22,465.64	\$984.09	\$595.00	\$168.00	\$2,695.98	Dec-14	\$18,073.82	\$5,483.88
Jan-15		\$943.43	\$1,116.50	\$68.25	\$2,417.25	Jan-15	\$14,338.10	\$2,461.50
Feb-15		\$327.23	\$2,109.80	\$198.30		Feb-15	\$13,090.32	\$3,805.44
Mar-15						Mar-15		
Apr-15						Apr-15		
May-15						May-15		
Jun-15						Jun-15		
Sub Totals	\$71,638.32	\$9,576.76	\$10,667.30	\$1,238.85	\$11,464.09	Total	\$121,095.28	\$33,167.56
GRAND TOTAL TO DATE					\$104,585.32		\$121,095.28	

Solid Waste and Recycling Division Monthly Update
 March 15 Fiscal Year 2015
 Distributed to the Solid Waste and Recycling Board of Beaufort County

Solid Waste Overall County Convenience Center Tonnage

	March FY14	March FY15
CLASS 3 WASTE (MSW)	1,837.20	1,543.92
CLASS 1 (Yard Waste)	261.33	521.50
CLASS 2 (C&D)	486.14	726.46
TOTAL Convenience Center Tonnage	2,584.67	2,791.88
% of All Residential Disposal from CC	50.22%	48.36%

Solid Waste Overall County Residential Route Tonnage

	March FY14	March FY15
CLASS 3 WASTE (MSW)	2,240.65	2,630.30
CLASS 1 (Yard Waste)	248.54	334.59
CLASS 2 (C&D)	72.36	16.32
TOTAL Residential Route Tonnage	2,561.55	2,981.21
% of All Residential Disposal from Residential Route	49.78%	51.64%

Overall Solid Waste Activity by Solid Waste District

Solid Waste District	CLASS 3 WASTE (MSW)	CLASS 1 (Yard Waste)	CLASS 2 (C&D)	Total District Tonnage
District 1 City of Beaufort	305.50	235.77	2.19	543.46
District 2 Town of Port Royal	136.46	80.83	0.00	217.29
District 3 Town of Hilton Head	1,133.56	112.00	131.99	1,377.55
District 4 Town of Bluffton	422.07	175.00	250.49	847.56
District 5 Sheldon Township	137.57	0.00	28.74	166.31
District 6 Unincorporated Port Royal Island	426.18	73.98	128.42	628.58
District 7 Unincorporated Lady's Island	175.17	13.98	5.71	194.86
District 8 St. Helena & Islands East	348.71	134.40	135.25	618.36
District 9 Unincorporated Bluffton Township	1,003.48	30.13	59.99	1,093.60
Daufuskie	9.72	0.00	0.00	9.72
MONTHLY OVERALL COUNTY TONNAGE	4,174.22	856.09	742.78	5,773.09
YTD OVERALL COUNTY TONNAGE	36,819.25	7,066.39	5,939.65	49,825.29

Solid Waste and Recycling Division Monthly Update
 March 2015 Fiscal Year 2015
 Distributed to the Solid Waste and Recycling Board of Beaufort County

Solid Waste Hauling Costs

Month	FY14 Hauling	FY15 Hauling
July	\$70,778	\$76,214
August	\$64,508	\$68,392
September	\$59,083	\$67,731
October	\$66,220	\$68,888
November	\$56,931	\$65,738
December	\$59,137	\$66,020
January	\$54,219	\$74,165
February	\$52,205	\$63,458
March	\$66,626	\$74,063
April	\$72,107	
May	\$74,165	
June	\$69,896	
TOTAL	\$765,875	\$624,669

Solid Waste Hauling Costs



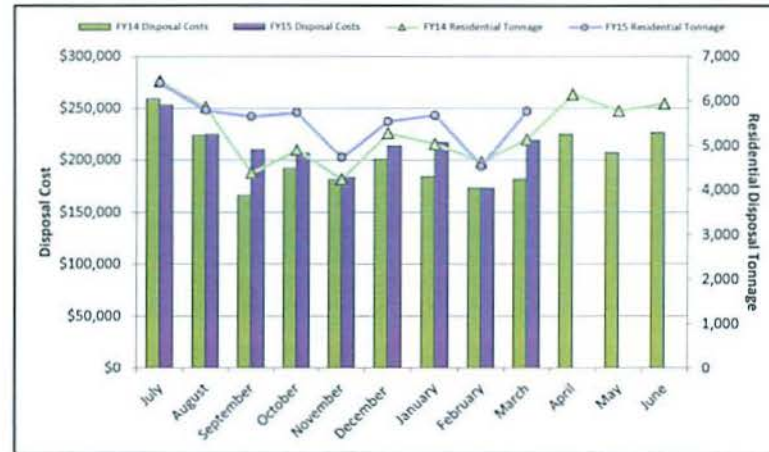
Number of Pulls

Month	FY14 Pulls	FY15 Pulls
July	494	584
August	487	531
September	440	501
October	500	516
November	428	515
December	456	526
January	402	575
February	408	487
March	522	590
April	545	
May	573	
June	544	
TOTAL	5,799	4,825

Solid Waste Disposal Costs

Month	FY14 Disposal Costs	FY15 Disposal Costs
July	\$258,821	\$252,734
August	\$223,617	\$224,645
September	\$165,679	\$210,259
October	\$191,394	\$206,272
November	\$180,669	\$182,850
December	\$200,070	\$213,790
January	\$183,910	\$217,045
February	\$173,127	\$173,333
March	\$181,546	\$219,139
April	\$225,321	
May	\$207,006	
June	\$226,937	
TOTAL	\$2,418,098	\$1,900,067

Solid Waste Disposal Cost



Total County Residential Tonnage Disposal

Month	FY14 Residential Tonnage	FY15 Residential Tonnage
July	6,446	6,401
August	5,864	5,790
September	4,377	5,649
October	4,892	5,737
November	4,235	4,725
December	5,277	5,540
January	5,036	5,677
February	4,626	4,533
March	5,146	5,773
April	6,154	
May	5,782	
June	5,946	
TOTAL	63,781	49,825

Solid Waste Hauling and Disposal Budgets Status

	FY14 Through March	FY15 Through March	FY14 % Expended	FY15 % Expended
Hauling Costs	\$549,707	\$624,669	65%	73%
Disposal Costs	\$1,758,833	\$1,900,067	70%	76%

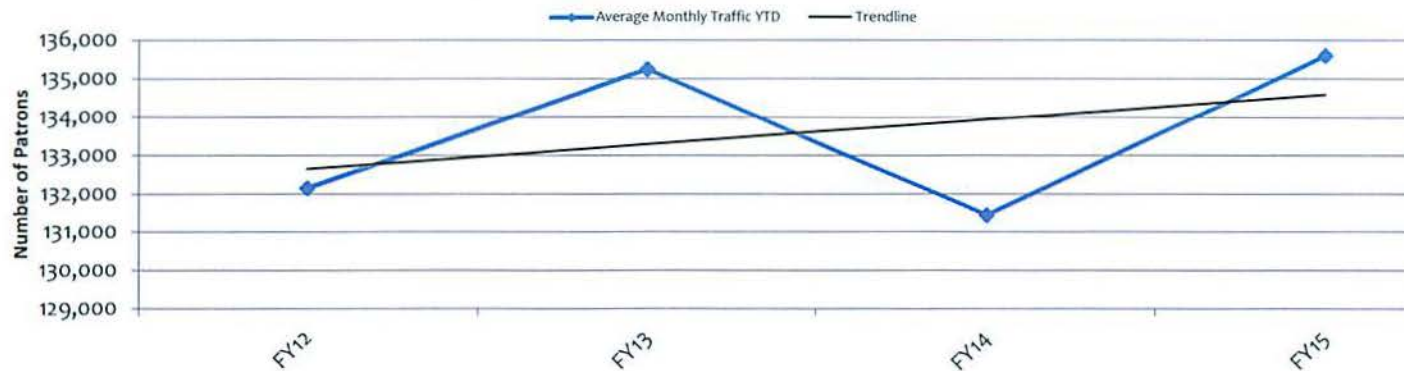
Solid Waste and Recycling Division Monthly Update
 March 2015 Fiscal Year 2015
 Distributed to the Solid Waste and Recycling Board of Beaufort County

Monthly Convenience Center Total Traffic Information

	March FY 14	March FY 15
Hilton Head	21,901	31,044
Bluffton	34,134	35,844
Lobeco	7,565	6,297
Sheldon	1,435	1,507
Big Estate	1,293	1,188
Shanklin	11,696	11,395
Gate	13,480	14,273
St. Helena	30,213	27,014
Coffin Point	1,119	1,739
Cuffy	861	1,075
Pritchardville	11,675	12,571
Total Traffic for ALL Convenience Centers	135,372	143,947

Note: December FY13 Attendant's Numbers. Shanklin & Pritchardville FY14 Attendant's Numbers

Average Monthly Traffic YTD by Fiscal Year



Total Traffic Year to date

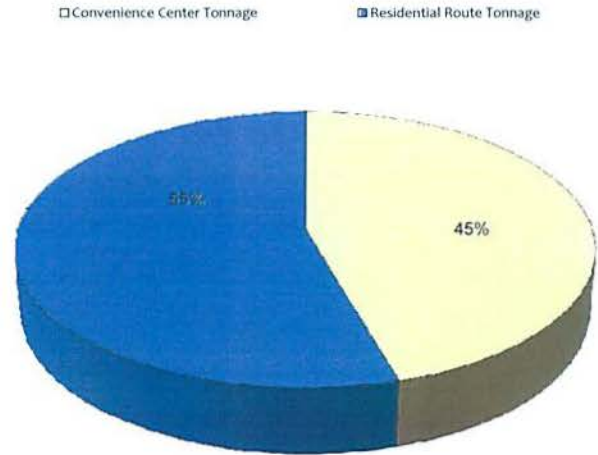
	FY11	FY12	FY13	FY14	FY15
July	139409	148053	131697	156803	142845
August	142660	131066	126921	153741	147497
Sep	134893	133040	122788	149995	133295
Oct	144904	137356	126825	133408	128484
Nov	124143	134351	120119	132816	120353
Dec	135798	140034	138097	131666	133187
Jan	117681	129869	136690	117712	132909
Feb	112986	117400	117016	115,670	121,351
Mar	134398	145823	132576	135,372	143,947
Apr	124319	138002	129257	129,712	
May	127022	135318	146334	135,228	
June	147680	132740	149036	135106	
total	1585893	1623052	1577356	1627229	1203868
Average Monthly Traffic YTD	132158	135254	131446	135602	133763.1

Solid Waste and Recycling Division Monthly Update
 March 15 Fiscal Year 2015
 Distributed to the Solid Waste and Recycling Board of Beaufort County

Recycling Activity by Solid Waste District

Solid Waste District	Convenience Center Tonnage	Residential Route Tonnage	Overall County Tonnage by District	Commercial Tonnage
District 1 City of Beaufort		105.90	105.90	0.00
District 2 Town of Port Royal		5.28	5.28	0.00
District 3 Town of Hilton Head	122.74	68.05	190.79	0.00
District 4 Town of Bluffton	104.83	144.01	248.84	0.00
District 5 Sheldon Township	3.17	0.00	3.17	0.00
District 6 Unincorporated Port Royal Island	25.34	0.00	25.34	0.00
Solid Waste District 7 Unincorporated Lady's Island	0.00	0.00	0.00	0.00
Solid Waste District 8 St. Helena & Islands East	66.54	0.00	66.54	0.00
Solid Waste District 9 Unincorporated Bluffton Township	31.14	101.49	132.63	0.00
Daufuskie		0.00	0.00	0.00
OVERALL COUNTY TONNAGE	353.76	424.73	778.49	0.00
COUNTY TONNAGE PLUS NEWSPAPER	56.60	0.00	835.09	

Monthly Comparison of Residential Recycling Sources



YTD Residential Recycling Tonnage

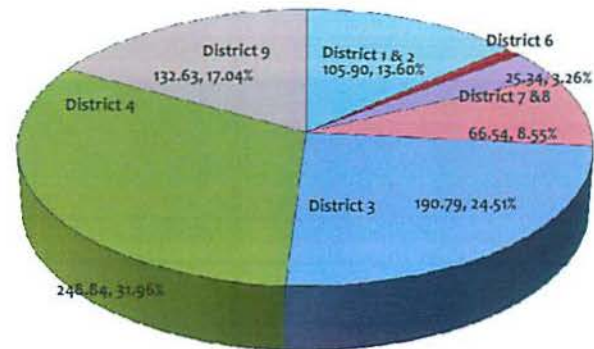
	Convenience Center Tonnage	Residential Route Tonnage	YTD Residential Tonnage
YTD Residential Tonnage	2,879.99	3,158.54	6,038.53
YTD Residential Tonnage + Newspaper			6,095.13

Fiscal Year Overall County Recycling Tonnage & Services Comparison

Month	FY 14 Recycling Tonnage	FY 15 Recycling Tonnage	FY 14 Recycling Services Cost	FY 15 Recycling Services Cost
July	745.19	729.80	\$20,048	\$22,840
August	797.41	700.32	\$30,182	\$24,985
September	761.25	656.54	\$17,748	\$22,508
October	900.31	714.01	\$19,343	\$23,962
November	856.14	694.66	\$31,264	\$18,473
December	898.15	807.79	\$27,927	\$28,060
January	951.63	778.22	\$24,136	\$31,350
February	729.77	645.99	\$17,445	\$20,646
March	742.45	835.09	\$17,445	\$28,917
April	709.79		\$25,143	
May	754.43		\$19,090	
June	624.29		\$21,130	
TOTAL	9,470.81	6,562.42	\$270,900	\$221,742

Residential Tonnage + Newspaper Tonnage NO Commercial Tonnage

Overall County Tonnage Comparison by District



Solid Waste Recycling Budget Status

	FY14 Through March	FY15 Through March	FY14 % Expended YTD	FY15 % Expended YTD
Recycling Services	\$205,537	\$221,742	63%	63%

Solid Waste and Recycling Division Monthly Update
 March 15 Fiscal Year 2015
 Distributed to the Solid Waste and Recycling Board of Beaufort County

Fiscal Year 15 Recycling Revenue						Fiscal Year 15 MRF Credit		
Month/Year	Charleston Steel	Erik Tomsson Enterprises LLC/GEL	Santee Cooper	Low Country Batteries	Sonoco	Month/Year	Waste Management (MRF) *revenue received from processing costs	Rebate Check
Jul-14		\$2,325.13	\$759.50	\$121.65	\$3,147.56	Jul-14	\$16,341.40	\$3,962.68
Aug-14	\$49,172.68	\$1,381.18	\$1,645.00	\$285.75	\$1,645.00	Aug-14	\$16,349.90	\$5,962.60
Sep-14		\$1,245.44	\$1,228.50	\$127.50	\$1,558.30	Sep-14	\$14,658.44	\$4,578.92
Oct-14		\$1,080.68	\$1,232.00	\$89.40		Oct-14	\$14,792.77	\$3,864.71
Nov-14		\$1,289.58	\$1,981.00	\$180.00		Nov-14	\$13,450.53	\$3,047.83
Dec-14	\$22,465.64	\$984.09	\$595.00	\$168.00	\$2,695.98	Dec-14	\$18,073.82	\$5,483.88
Jan-15		\$943.43	\$1,116.50	\$68.25	\$2,417.25	Jan-15	\$14,338.10	\$2,461.50
Feb-15		\$327.23	\$2,109.80	\$198.30		Feb-15	\$13,090.32	\$3,805.44
Mar-15		\$1,047.27	\$482.00			Mar-15	\$16,361.68	\$6,305.04
Apr-15						Apr-15		
May-15						May-15		
Jun-15						Jun-15		
Sub Totals	\$71,638.32	\$10,624.03	\$11,149.30	\$1,238.85	\$11,464.09	Total	\$137,456.96	\$39,472.60
GRAND TOTAL TO DATE					\$106,114.59		\$137,456.96	