



Beaufort County
Solid Waste and Recycling Board
Thursday, March 26, 2015
2:00 p.m.
Conference Room, Building 3, Beaufort Industrial Village
104 Industrial Village Road, Beaufort
843.255.2735



In accordance with South Carolina Code of Laws, 1976, Section 30-4-80(d), as amended, all local media was duly notified of the time, date, place and agenda of this meeting.

1. CALL TO ORDER 2:00 pm
 - A. Approval of Agenda
 - B. Approval of Minutes – October 23, 2014 ([backup](#))
 - C. Approval of Minutes – December 4, 2014 ([backup](#))
2. INTRODUCTIONS
3. PUBLIC COMMENT
4. REPORTS
 - A. Solid Waste and Recycling Division Monthly Report Dec. '14 ([backup](#))
 - B. Solid Waste and Recycling Division Monthly Report Jan. '15 ([backup](#))
 - C. Coordinators' Report
5. UNFINISHED BUSINESS
 - A. Transfer Station Site Discussion
 1. Update - Mr. Minor
 - B. Use of Convenience Centers by non county residents
 1. Cameras – In Progress - Budget
 - C. Disposal Contract Negotiation with Waste Management for Hickory Hill Landfill
 1. In Progress
 - D. Curbside Waste & Recycling Collection
 1. Reduction of Convenience Center hours: Mr. Minor
 2. Meetings with Town of Bluffton and City of Beaufort
 - E. Strategic Plan
 - F. Board Requests
6. NEW BUSINESS
 - A. Secure Document Shredding Events – next April 11 (Beaufort) 80 Shanklin
 - B. E-Waste Collection Events – next May 9 (Beaufort and Bluffton)
 - C. Videos
7. PUBLIC COMMENT
8. ADJOURNMENT
 - A. Next Meeting, May 28, 2015, BIV Conference Room 2:00 p.m.



The
County
Channel





Beaufort County Solid Waste and Recycling Board Meeting Thursday, October 23, 2014 2:00 pm BIV Conference Room

Attendees:

Dan Duryea, Chairman, District 9 Representative
Kim Corley, District 8 Representative
Chris Vaigneur, SCDHEC Liaison
David R. Uehling, VChair, District 6, Representative
Ben Wheatley, District 7 Representative
Gary Dukes, MCAS Liaison
Brad Woods, MCRD Liaison
James Minor, Solid Waste Manager
Cindy Carter, Solid Waste and Recycling
Kathryn Madden, Solid Waste and Recycling

Absentees:

Isaiah Smalls, District 1 Representative (Ex-Officio)
Van Willis, District 2 Representative (Ex-Officio)
Eddie Bellamy, Public Works Director
Rob McFee, Director of E&I
LaShonda Scott, District 5 Representative

Guests Attending

Laura Von Harten, County Council Member
Cynthia Bensch, County Council Member
Reed Armstrong, Coastal Conservation League
Alan Eisenman, Beaufort County Financial Supervisor

1. **Call to Order:** Chairman Duryea, called the meeting to order at 2:00 pm
Jim Minor asked to amend the agenda to include a review and approval of new calendar meetings
 - A. **Agenda:** Ms. Corely motioned, Mr. Wheatley seconded, all approved the agenda and the amendment to the agenda to include new calendar meeting dates review.
 - B. **Minutes:** Ms. Corely motioned, Mr. Wheatley seconded, all approved the August 2014 minutes as written.
2. **Introductions:** All present were introduced.
3. **Public Comment:** There was no public comment.
4. **Monthly Reports**
 - A. **Finance Report:**
 - Alan Eisenman, with the Beaufort County Finance Department, reported finances for Solid Waste and Recycling. There is a narrative summary review available for public review.
 - B. **SW&R Monthly Reports:**
 - Mr. Minor reviewed Class 1, 2, 3 and this system matches the landfill requirements. Data trends indicate an increase of the correct type of trash is going to the right type of landfill thereby decreasing our overall costs. The new Class 1, 2, 3 naming system is working.
 - Mr. Minor presented data results from August and September
 - Increase in curbside trash pickup

- Increase in C&D as economy recovers
- Data trends seem to be similar to last year's results
- Counters are fixed and working well
- Data from Hilton Head Island not coming in monthly
- Review of MRF resulting in lower revenues
- August and September were biggest months

C. Environmental Crime Unit Officers' Report

- No report; Mr. Minor mentioned there were newly hired officers

D. Recycling Coordinator's Report

- Newly hired Ms. Madden and Ms. Carter were introduced to the Board by Mr. Minor
- Reviewed future shredding events
- New electronics shredding contractor, all went well
- Continuing to work on the Adopt A Boat Landing Project

5. Unfinished Business

A. Transfer Station Site

- Mr. Minor noted the consultants finished the report, now awaiting approval to submit the report to County Council. A field trip was suggested.

B. Usage of Beaufort County convenience centers by non county residents.

- Mr. Minor noted that MIS is still working on this issue with cameras etc. No new news to report.

C. Disposal Contract Negotiation with Waste Management for Hickory Hill Landfill

- Mr. Minor reported there is a meeting coming up

D. Curbside Waste and Recycling Collection

- Not to many complaints so far. The crew noted they now have time to clean and maintain the containers and the space around the containers; give contractors an opportunity to collect trash safely and quickly while the Centers are closed.

E. Board Requests

- None at this time.

6. New Business-None

A. Secure Document Shredding Events – Nov. 1 in Bluffton

B. E-Waste Collection Events – Dec. 6 in Bluffton and Beaufort

C. Marine Waste –

- Suggested Board members and guests visit the website link to see the huge floating plastic island in our ocean
- Good to incorporate this video and message into our Education Program

D. Daufuskie Island Report

- Looking into the trash issues identified in the report

E. (amended on agenda) Calendar Meeting Dates Review – Mr. Wheatley motioned to approve the new calendar meeting dates with no revisions, Ms. Corely approved and all approved.

- **Public Comment** – Councilwoman Ms. Laura Von Harten mentioned the public should review the EPA guidebook for transfer stations. She mentioned this handbook will help engage and inform the public and help start up a new campaign in favor for the transfer station. Councilwoman Ms. Cynthia Bensch mentioned she is opposed of the transfer station near the marsh. Mr. Minor stressed the current proposed location does not pose any environmental concerns or risks. We will not compromise on the building or strict regulations with a transfer station.
- **Adjournment** - The Meeting ended at 3:16pm.
 - The next regular board meeting will be held December 4, in ECR Conference Room County Administration Building. A proposed visit to a nearby transfer station is in the planning stage.

Cc: Mr. Gary T. Kubic, County Administrator
Miss Suzanne Rainey, Clerk to Council
J. Robert McFee, PE, Division Director, Engineering and Infrastructure
Eddie Bellamy, PW Director



Beaufort County Solid Waste and Recycling Board Meeting
Thursday, December 4, 2014 9:00 am
Carolina Waste & Recycling LLC

Attendees:

Dan Duryea, Chairman, District 9 Representative
Kim Corley, District 8 Representative
David R. Uehling, VChair, District 6, Representative
LaShonda Scott, District 5 Representative
Brad Woods, MCRD Liaison
Eric Larson, Director of Environmental Engineering
Eddie Bellamy, Public Works Director
Jim Minor, Jr., Solid Waste Manager
John Miller, Supt. Solid Waste & Recycling
Cindy Carter, Information Coordinator/Data Analyst
Kathryn Madden, Recycling Coordinator

Absentees:

Isaiah Smalls, District 1 Representative (Ex-Officio)
Van Willis, District 2 Representative (Ex-Officio)
Alice Darien, District 3 Representative (Ex-Officio)
Jeff Wiggins, District 4 Representative (Ex-Officio)
Ben Wheatley, District 7 Representative
Gary Dukes, MCAS Liaison
Chris Vaigneur, SCDHEC Liaison

Guests Attending:

Gary Kubic, Beaufort County Administrator
Josh Gruber, Beaufort County Deputy Administrator

1. **Field Trip** – Off-site tour of Carolina Waste & Recycling LLC in Charleston, SC. Tour served as the scheduled Board meeting. Group arrived at site at 10:30 am.
2. **Adjournment** – Return to Beaufort County Public Works at approximately 2:00 pm.
 - o The next regular board meeting will be held January 22, 2015, 2:00 pm in BIV 3 Conference Room.

cc: Mr. Gary T. Kubic, County Administrator
Miss Suzanne Rainey, Clerk to Council
Eric Larson, PE, Division Director, Environmental Engineering
Eddie Bellamy, PW Director

Solid Waste and Recycling Division Monthly Update
December 14 Fiscal Year 2015
Distributed to the Solid Waste and Recycling Board of Beaufort County

Solid Waste Overall County Convenience Center Tonnage

	December FY14	December FY15
CLASS 3 WASTE (MSW)	1,801.67	1,576.69
CLASS 1 (Yard Waste)	371.22	497.00
CLASS 2 (C&D)	538.24	586.02
TOTAL Convenience Center Tonnage	2,711.13	2,659.71
% of All Residential Disposal from CC	51.37%	48.01%

Solid Waste Overall County Residential Route Tonnage

	December FY14	December FY15
CLASS 3 WASTE (MSW)	2,247.63	2,623.30
CLASS 1 (Yard Waste)	303.33	239.23
CLASS 2 (C&D)	15.25	17.42
TOTAL Residential Route Tonnage	2,566.21	2,879.95
% of All Residential Disposal from Residential Route	48.63%	51.99%

Overall Solid Waste Activity by Solid Waste District

Solid Waste District	CLASS 3 WASTE (MSW)	CLASS 1 (Yard Waste)	CLASS 2 (C&D)	Total District Tonnage
District 1 City of Beaufort	350.02	154.14	2.36	506.52
District 2 Town of Port Royal	141.80	71.42	0.50	213.72
District 3 Town of Hilton Head	1,132.98	112.65	109.41	1,355.04
District 4 Town of Bluffton	450.49	154.00	165.38	769.87
District 5 Sheldon Township	155.61	10.50	27.71	193.82
District 6 Unincorporated Port Royal Island	423.60	91.71	137.20	652.51
District 7 Unincorporated Lady's Island	174.09	11.39	8.33	193.81
District 8 St. Helena & Islands East	333.70	94.76	112.46	540.92
District 9 Unincorporated Bluffton Township	944.34	32.16	40.09	1,016.59
Daufuskie	5.23	3.50	0.00	8.73
MONTHLY OVERALL COUNTY TONNAGE	4,199.99	736.23	603.44	5,451.53
YTD OVERALL COUNTY TONNAGE	25,093.79	4,784.41	3,963.95	33,842.15

Solid Waste and Recycling Division Monthly Update
 December 2014 Fiscal Year 2015
 Distributed to the Solid Waste and Recycling Board of Beaufort County

Solid Waste Hauling Costs

Month	FY14 Hauling	FY15 Hauling
July	\$70,778	\$76,214
August	\$64,508	\$68,392
September	\$59,083	\$67,731
October	\$66,220	\$68,888
November	\$56,931	\$65,738
December	\$59,137	\$66,020
January	\$54,219	
February	\$52,205	
March	\$66,626	
April	\$72,107	
May	\$74,165	
June	\$69,896	
TOTAL	\$765,875	\$412,983

Solid Waste Hauling Costs



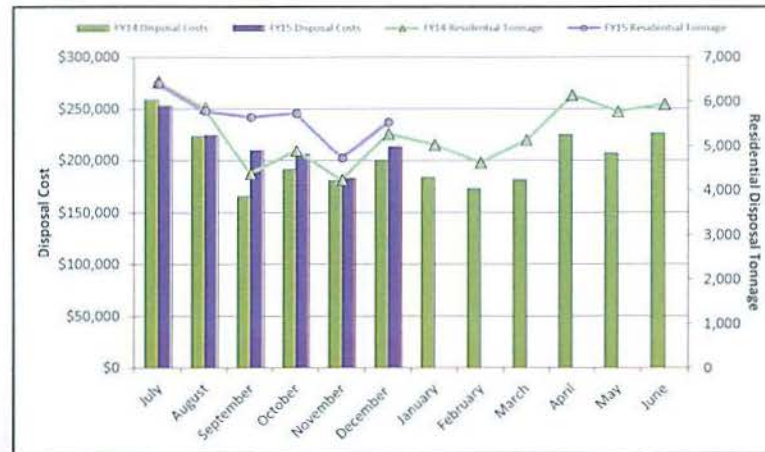
Number of Pulls

Month	FY14 Pulls	FY15 Pulls
July	494	584
August	487	531
September	440	501
October	500	516
November	428	515
December	456	526
January	402	
February	408	
March	522	
April	545	
May	573	
June	544	
TOTAL	5,799	3,173

Solid Waste Disposal Costs

Month	FY14 Disposal Costs	FY15 Disposal Costs
July	\$258,821	\$252,734
August	\$223,617	\$224,645
September	\$165,679	\$210,259
October	\$191,394	\$206,272
November	\$180,669	\$182,850
December	\$200,070	\$213,790
January	\$183,910	
February	\$173,127	
March	\$181,546	
April	\$225,321	
May	\$207,006	
June	\$226,937	
TOTAL	\$2,418,098	\$1,290,550

Solid Waste Disposal Cost



Total County Residential Tonnage Disposal

Month	FY14 Residential Tonnage	FY15 Residential Tonnage
July	6,446	6,401
August	5,864	5,790
September	4,377	5,649
October	4,892	5,737
November	4,235	4,725
December	5,277	5,540
January	5,036	
February	4,626	
March	5,146	
April	6,154	
May	5,782	
June	5,946	
TOTAL	63,781	33,842

Solid Waste Hauling and Disposal Budgets Status

	FY14 Through December	FY15 Through December	FY14 % Expended	FY15 % Expended
Hauling Costs	\$376,657	\$412,983	44%	49%
Disposal Costs	\$1,220,249	\$1,290,550	49%	52%

Solid Waste and Recycling Division Monthly Update
 December 2014 Fiscal Year 2015
 Distributed to the Solid Waste and Recycling Board of Beaufort County

Monthly Convenience Center Total Traffic Information

	December FY 14	December FY 15
Hilton Head	22,302	27,360
Bluffton	31,679	35,154
Lobeco	7,656	5,912
Sheldon	1,395	1,209
Big Estate	1,235	1,158
Shanklin	11,408	10,626
Gate	12,516	12,319
St. Helena	29,924	26,018
Coffin Point	970	1,200
Cuffy	750	866
Pritchardville	11,831	11,365
Total Traffic for ALL Convenience Centers	131,666	133,187

Note: December FY13 Attendant's Numbers. Shanklin & Pritchardville FY14 Attendant's Numbers

Average Monthly Traffic YTD by Fiscal Year



Total Traffic Year to date

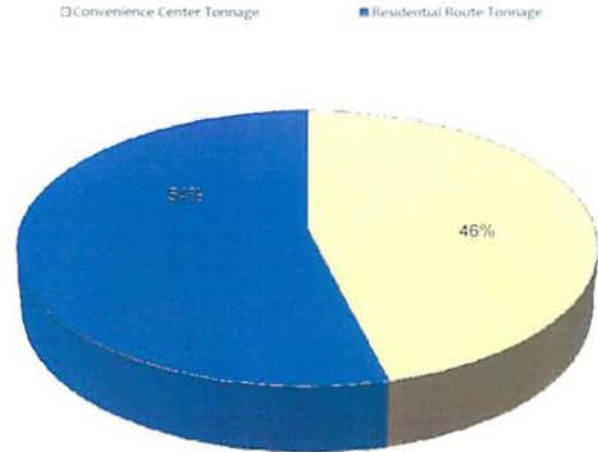
	FY11	FY12	FY13	FY14	FY15
July	139409	148053	131697	156803	142845
August	142660	131066	126921	153741	147497
Sep	134893	133040	122788	149995	133295
Oct	144904	137356	126825	133408	128484
Nov	124143	134351	120119	132816	120353
Dec	135798	140034	138097	131666	133187
Jan	117681	129869	136690	117712	
Feb	112986	117400	117016	115,670	
Mar	134398	145823	132576	135,372	
Apr	124319	138002	129257	129,712	
May	127022	135318	146334	135,228	
June	147680	132740	149036	135106	
total	1585893	1623052	1577356	1627229	805661
Average Monthly Traffic YTD	132158	135254	131446	135602	134276.8

Solid Waste and Recycling Division Monthly Update
December 14 Fiscal Year 2015
Distributed to the Solid Waste and Recycling Board of Beaufort County

Recycling Activity by Solid Waste District

Solid Waste District	Convenience Center Tonnage	Residential Route Tonnage	Overall County Tonnage by District	Commercial Tonnage
District 1 City of Beaufort		108.84	108.84	0.00
District 2 Town of Port Royal		0.00	0.00	0.00
District 3 Town of Hilton Head	115.93	55.31	171.24	0.00
District 4 Town of Bluffton	90.31	142.89	233.20	0.00
District 5 Sheldon Township	3.78	0.00	3.78	0.00
District 6 Unincorporated Port Royal Island	30.40	0.00	30.40	0.00
Solid Waste District 7 Unincorporated Lady's Island	0.00	0.00	0.00	0.00
Solid Waste District 8 St. Helena & Islands East	70.88	1.45	72.33	0.00
Solid Waste District 9 Unincorporated Bluffton Township	31.24	93.80	125.04	0.00
Daufuskie		0.00	0.00	0.00
OVERALL COUNTY TONNAGE	342.54	402.29	744.83	0.00
COUNTY TONNAGE PLUS NEWSPAPER	62.96	0.00	807.79	

Monthly Comparison of Residential Recycling Sources



YTD Residential Recycling Tonnage

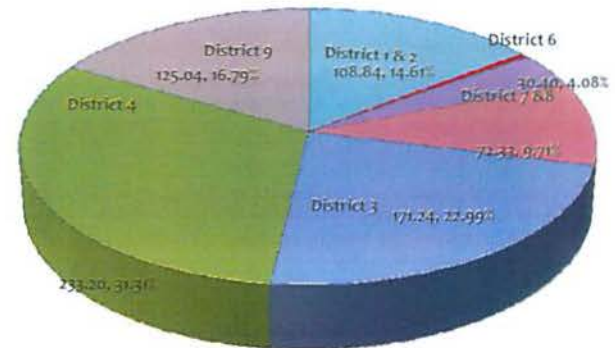
	Convenience Center Tonnage	Residential Route Tonnage	YTD Residential Tonnage
YTD Residential Tonnage	1,904.95	2,028.38	3,933.33
YTD Residential Tonnage + Newspaper			3,996.29

Fiscal Year Overall County Recycling Tonnage & Services Comparison

Month	FY 14 Recycling Tonnage	FY 15 Recycling Tonnage	FY 14 Recycling Services Cost	FY 15 Recycling Services Cost
July	745.19	729.80	\$20,048	\$22,840
August	797.41	700.32	\$30,182	\$24,985
September	761.25	656.54	\$17,748	\$22,508
October	900.31	714.01	\$19,343	\$23,962
November	856.14	694.66	\$31,264	\$18,473
December	898.15	807.79	\$27,927	\$28,060
January	951.63		\$24,136	
February	729.77		\$17,445	
March	742.45		\$17,445	
April	709.79		\$25,143	
May	754.43		\$19,090	
June	624.29		\$21,130	
TOTAL	9,470.81	4,303.12	\$270,900	\$140,828

Residential Tonnage + Newspaper Tonnage NO Commercial Tonnage

Overall County Tonnage Comparison by District



Solid Waste Recycling Budget Status

	FY14 Through December	FY15 Through December	FY14 % Expended YTD	FY15 % Expended YTD
Recycling Services	\$146,512	\$140,828	45%	40%

Solid Waste and Recycling Division Monthly Update
 December 14 Fiscal Year 2015
 Distributed to the Solid Waste and Recycling Board of Beaufort County

Fiscal Year 15 Recycling Revenue						Fiscal Year 15 MRF Credit		
Month/Year	Charleston Steel	Erik Tomsson Enterprises LLC/GEL	Santee Cooper	Low Country Batteries	Sonoco	Month/Year	Waste Management (MRF) *revenue received from processing costs	
Jul-14		\$2,325.13	\$759.50	\$285.75	\$3,147.56	Jul-14	\$3,962.68	
Aug-14	\$49,172.68	\$1,381.18	\$1,645.00	\$127.50	\$1,645.00	Aug-14	\$5,962.60	
Sep-14		\$1,245.44	\$1,228.50	\$180.30	\$1,558.30	Sep-14	\$4,578.92	
Oct-14		\$1,080.68	\$1,232.00	\$168.00		Oct-14	\$3,864.71	
Nov-14		\$1,289.58	\$1,981.00			Nov-14	\$3,047.83	
Dec-14	\$22,465.64	\$984.09	\$595.00	\$68.25	\$2,695.98	Dec-14	\$5,483.88	
Jan-15						Jan-15		
Feb-15						Feb-15		
Mar-15						Mar-15		
Apr-15						Apr-15		
May-15						May-15		
Jun-15						Jun-15		
Sub Totals	\$71,638.32	\$8,306.10	\$7,441.00	\$829.80	\$9,046.84	Total	\$26,900.62	
GRAND TOTAL TO DATE							\$26,900.62	

Solid Waste and Recycling Division Monthly Update
 January 15 Fiscal Year 2015
 Distributed to the Solid Waste and Recycling Board of Beaufort County

Solid Waste Overall County Convenience Center Tonnage

	January FY14	January FY15
CLASS 3 WASTE (MSW)	1,673.93	1,671.73
CLASS 1 (Yard Waste)	297.20	448.00
CLASS 2 (C&D)	560.16	551.59
TOTAL Convenience Center Tonnage	2,531.29	2,671.32
% of All Residential Disposal from CC	50.26%	47.06%

Solid Waste Overall County Residential Route Tonnage

	January FY14	January FY15
CLASS 3 WASTE (MSW)	2,105.51	2,528.35
CLASS 1 (Yard Waste)	379.23	359.35
CLASS 2 (C&D)	20.86	117.91
TOTAL Residential Route Tonnage	2,505.60	3,005.61
% of All Residential Disposal from Residential Route	49.74%	52.94%

Overall Solid Waste Activity by Solid Waste District

Solid Waste District	CLASS 3 WASTE (MSW)	CLASS 1 (Yard Waste)	CLASS 2 (C&D)	Total District Tonnage
District 1 City of Beaufort	339.56	242.14	2.83	584.53
District 2 Town of Port Royal	128.75	94.75	0.00	223.50
District 3 Town of Hilton Head	1,051.80	94.50	128.59	1,274.89
District 4 Town of Bluffton	415.27	115.50	239.41	770.18
District 5 Sheldon Township	159.27	17.50	17.14	193.91
District 6 Unincorporated Port Royal Island	419.77	82.39	126.14	628.30
District 7 Unincorporated Lady's Island	188.37	14.41	7.03	209.81
District 8 St. Helena & Islands East	332.54	115.50	110.44	558.48
District 9 Unincorporated Bluffton Township	1,053.20	30.66	37.92	1,121.78
Daufuskie	20.47	0.00	0.00	20.47
MONTHLY OVERALL COUNTY TONNAGE	4,200.08	807.35	669.50	5,676.93
YTD OVERALL COUNTY TONNAGE	29,293.87	5,591.76	4,633.45	39,519.08

Solid Waste and Recycling Division Monthly Update
January 2015 Fiscal Year 2015
Distributed to the Solid Waste and Recycling Board of Beaufort County

Solid Waste Hauling Costs

Month	FY14 Hauling	FY15 Hauling
July	\$70,778	\$76,214
August	\$64,508	\$68,392
September	\$59,083	\$67,731
October	\$66,220	\$68,888
November	\$56,931	\$65,738
December	\$59,137	\$66,020
January	\$54,219	\$74,165
February	\$52,205	
March	\$66,626	
April	\$72,107	
May	\$74,165	
June	\$69,896	
TOTAL	\$765,875	\$487,148

Solid Waste Hauling Costs



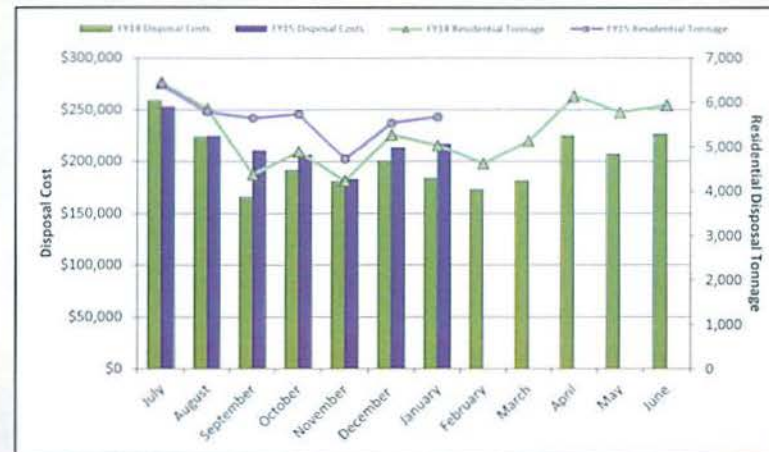
Number of Pulls

Month	FY14 Pulls	FY15 Pulls
July	494	584
August	487	531
September	440	501
October	500	516
November	428	515
December	456	526
January	402	575
February	408	
March	522	
April	545	
May	573	
June	544	
TOTAL	5,799	3,748

Solid Waste Disposal Costs

Month	FY14 Disposal Costs	FY15 Disposal Costs
July	\$258,821	\$252,734
August	\$223,617	\$224,645
September	\$165,679	\$210,259
October	\$191,394	\$206,272
November	\$180,669	\$182,850
December	\$200,070	\$213,790
January	\$183,910	\$217,045
February	\$173,127	
March	\$181,546	
April	\$225,321	
May	\$207,006	
June	\$226,937	
TOTAL	\$2,418,098	\$1,507,595

Solid Waste Disposal Cost



Total County Residential Tonnage Disposal

Month	FY14 Residential Tonnage	FY15 Residential Tonnage
July	6,446	6,401
August	5,864	5,790
September	4,377	5,649
October	4,892	5,737
November	4,235	4,725
December	5,277	5,540
January	5,036	5,677
February	4,626	
March	5,146	
April	6,154	
May	5,782	
June	5,946	
TOTAL	63,781	39,519

Solid Waste Hauling and Disposal Budgets Status

	FY14 Through January	FY15 Through January	FY14 % Expended	FY15 % Expended
Hauling Costs	\$430,876	\$487,148	51%	57%
Disposal Costs	\$1,404,160	\$1,507,595	56%	60%

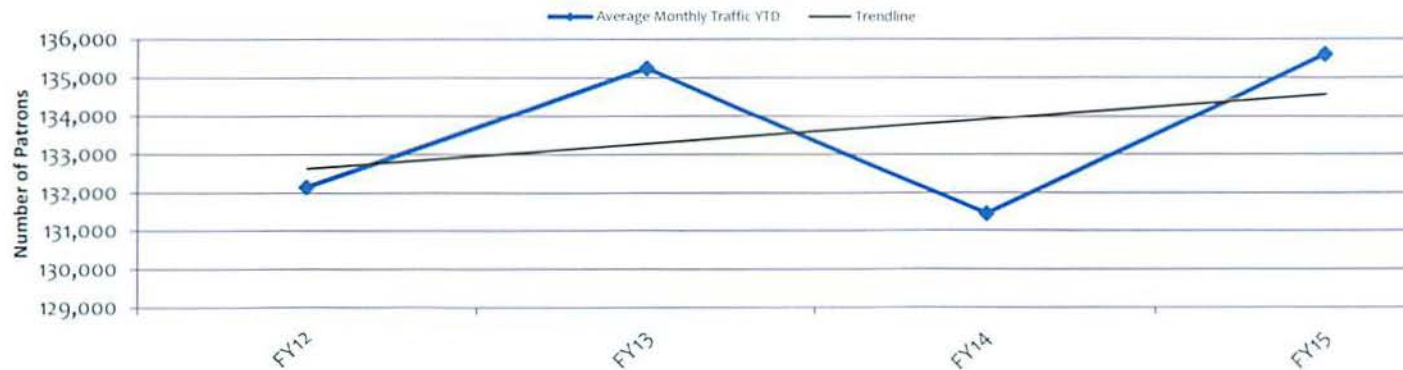
Solid Waste and Recycling Division Monthly Update
 January 2015 Fiscal Year 2015
 Distributed to the Solid Waste and Recycling Board of Beaufort County

Monthly Convenience Center Total Traffic Information

	January FY 14	January FY 15
Hilton Head	20,483	29,512
Bluffton	28,649	33,707
Lobeco	6,559	6,071
Sheldon	1,320	1,313
Big Estate	950	1,118
Shanklin	10,553	10,859
Gate	11,060	12,386
St. Helena	26,021	24,285
Coffin Point	798	1,357
Cuffy	646	929
Pritchardville	10,673	11,372
Total Traffic for ALL Convenience Centers	117,712	132,909

Note: December FY13 Attendant's Numbers. Shanklin & Pritchardville FY14 Attendant's Numbers

Average Monthly Traffic YTD by Fiscal Year



Total Traffic Year to date

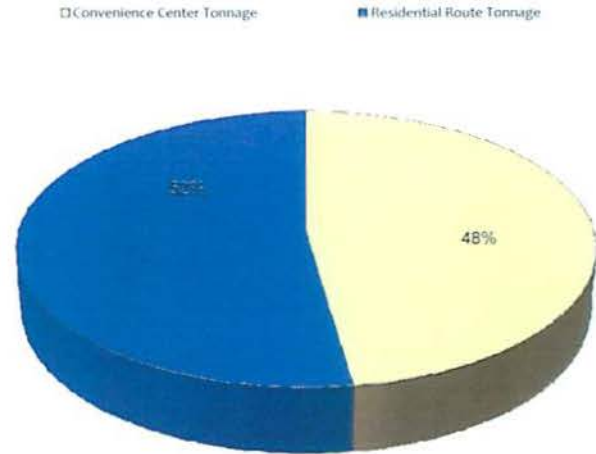
	FY11	FY12	FY13	FY14	FY15
July	139409	148053	131697	156803	142845
August	142660	131066	126921	153741	147497
Sep	134893	133040	122788	149995	133295
Oct	144904	137356	126825	133408	128484
Nov	124143	134351	120119	132816	120353
Dec	135798	140034	138097	131666	133187
Jan	117681	129869	136690	117712	132909
Feb	112986	117400	117016	115,670	
Mar	134398	145823	132576	135,372	
Apr	124319	138002	129257	129,712	
May	127022	135318	146334	135,228	
June	147680	132740	149036	135106	
total	1585893	1623052	1577356	1627229	938570
Average Monthly Traffic YTD	132158	135254	131446	135602	134081.4

Solid Waste and Recycling Division Monthly Update
January 15 Fiscal Year 2015
Distributed to the Solid Waste and Recycling Board of Beaufort County

Recycling Activity by Solid Waste District

Solid Waste District	Convenience Center Tonnage	Residential Route Tonnage	Overall County Tonnage by District	Commercial Tonnage
District 1 City of Beaufort		127.77	127.77	0.00
District 2 Town of Port Royal		0.00	0.00	0.00
District 3 Town of Hilton Head	119.54	54.56	174.10	0.00
District 4 Town of Bluffton	101.59	114.31	215.90	0.00
District 5 Sheldon Township	0.36	0.00	0.36	0.00
District 6 Unincorporated Port Royal Island	28.08	0.00	28.08	0.00
Solid Waste District 7 Unincorporated Lady's Island	0.00	0.00	0.00	0.00
Solid Waste District 8 St. Helena & Islands East	69.73	0.00	69.73	0.00
Solid Waste District 9 Unincorporated Bluffton Township	27.75	83.97	111.72	0.00
Daufuskie		0.00	0.00	0.00
OVERALL COUNTY TONNAGE	347.05	380.61	727.66	0.00
COUNTY TONNAGE PLUS NEWSPAPER	50.56	0.00	778.22	

Monthly Comparison of Residential Recycling Sources



YTD Residential Recycling Tonnage

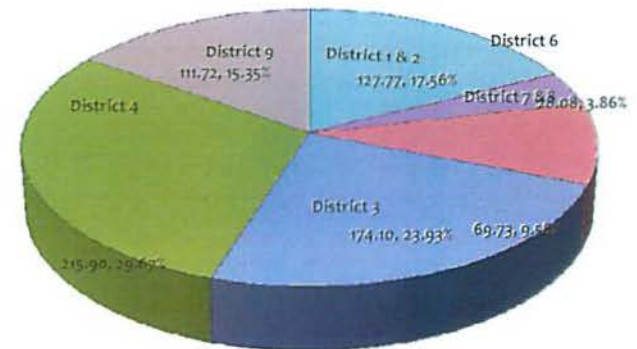
	Convenience Center Tonnage	Residential Route Tonnage	YTD Residential Tonnage
YTD Residential Tonnage	2,252.00	2,408.99	4,660.99
YTD Residential Tonnage + Newspaper			4,711.55

Fiscal Year Overall County Recycling Tonnage & Services Comparison

Month	FY 14 Recycling Tonnage	FY 15 Recycling Tonnage	FY 14 Recycling Services Cost	FY 15 Recycling Services Cost
July	745.19	729.80	\$20,048	\$22,840
August	797.41	700.32	\$30,182	\$24,985
September	761.25	656.54	\$17,748	\$22,508
October	900.31	714.01	\$19,343	\$23,962
November	856.14	694.66	\$31,264	\$18,473
December	898.15	807.79	\$27,927	\$28,060
January	951.63	778.22	\$24,136	\$31,350
February	729.77		\$17,445	
March	742.45		\$17,445	
April	709.79		\$25,143	
May	754.43		\$19,090	
June	624.29		\$21,130	
TOTAL	9,470.81	5,081.34	\$270,900	\$172,179

Residential Tonnage + Newspaper Tonnage NO Commercial Tonnage

Overall County Tonnage Comparison by District



Solid Waste Recycling Budget Status

	FY14 Through January	FY15 Through January	FY14 % Expended YTD	FY15 % Expended YTD
Recycling Services	\$170,648	\$172,178	53%	49%

Solid Waste and Recycling Division Monthly Update
 January 15 Fiscal Year 2015
 Distributed to the Solid Waste and Recycling Board of Beaufort County

Fiscal Year 15 Recycling Revenue						Fiscal Year 15 MRF Credit		
Month/Year	Charleston Steel	Erik Tomsson Enterprises LLC/GEL	Santee Cooper	Low Country Batteries	Sonoco	Month/Year	Waste Management (MRF) *revenue received from processing costs	
Jul-14		\$2,325.13	\$759.50	\$285.75	\$3,147.56	Jul-14	\$3,962.68	
Aug-14	\$49,172.68	\$1,381.18	\$1,645.00	\$127.50	\$1,645.00	Aug-14	\$5,962.60	
Sep-14		\$1,245.44	\$1,228.50	\$180.30	\$1,558.30	Sep-14	\$4,578.92	
Oct-14		\$1,080.68	\$1,232.00	\$168.00		Oct-14	\$3,864.71	
Nov-14		\$1,289.58	\$1,981.00			Nov-14	\$3,047.83	
Dec-14	\$22,465.64	\$984.09	\$595.00	\$68.25	\$2,695.98	Dec-14	\$5,483.88	
Jan-15		\$943.43	\$1,116.50			Jan-15	\$2,461.50	
Feb-15						Feb-15		
Mar-15						Mar-15		
Apr-15						Apr-15		
May-15						May-15		
Jun-15						Jun-15		
Sub Totals	\$71,638.32	\$9,249.53	\$8,557.50	\$829.80	\$9,046.84	Total	\$29,362.12	
GRAND TOTAL TO DATE					\$99,321.99		\$29,362.12	