



Beaufort County
Solid Waste and Recycling Board
Thursday, January 22, 2015
2:00 p.m.
Conference Room, Building 3, Beaufort Industrial Village
104 Industrial Village Road, Beaufort
843.255.2735



In accordance with South Carolina Code of Laws, 1976, Section 30-4-80(d), as amended, all local media was duly notified of the time, date, place and agenda of this meeting.

1. CALL TO ORDER 2:00 pm
 - A. Approval of Agenda
 - B. Approval of Minutes – October 23, 2014 ([backup](#))
 - C. Approval of Minutes – December 4, 2014 ([backup](#))
2. INTRODUCTIONS
3. PUBLIC COMMENT
4. REPORTS
 - A. Solid Waste and Recycling Division Monthly Report Oct. '14 & Nov. '14 ([backup](#))
 - B. Coordinators' Report
5. UNFINISHED BUSINESS
 - A. Transfer Station Site Discussion –
 1. Update - Mr. Minor
 2. Public Education on Transfer Station
 - B. Use of Convenience Centers by non county residents
 1. Cameras
 - C. Disposal Contract Negotiation with Waste Management for Hickory Hill Landfill
 1. Proposal Requested
 - D. Curbside Waste & Recycling Collection
 1. Reduction of Convenience Center hours: Mr. Minor
 - E. Board Requests
6. New Business
 - A. Secure Document Shredding Events – next April 11 (Beaufort)
 - B. E-Waste Collection Events – next Feb. 14 (Beaufort and Bluffton)
7. Public Comment
8. Adjournment
 - A. Next Meeting, March 26, 2015, ECR Conference Room County Administration Building 2:00 p.m.



The
County
Channel





Beaufort County Solid Waste and Recycling Board Meeting Thursday, October 23, 2014 2:00 pm BIV Conference Room

Attendees:

Dan Duryea, Chairman, District 9 Representative
Kim Corley, District 8 Representative
Chris Vaigneur, SCDHEC Liaison
David R. Uehling, VChair, District 6, Representative
Ben Wheatley, District 7 Representative
Gary Dukes, MCAS Liaison
Brad Woods, MCRD Liaison
James Minor, Solid Waste Manager
Cindy Carter, Solid Waste and Recycling
Kathryn Madden, Solid Waste and Recycling

Absentees:

Isaiah Smalls, District 1 Representative (Ex-Officio)
Van Willis, District 2 Representative (Ex-Officio)
Eddie Bellamy, Public Works Director
Rob McFee, Director of E&I
LaShonda Scott, District 5 Representative

Guests Attending

Laura Von Harten, County Council Member
Cynthia Bensch, County Council Member
Reed Armstrong, Coastal Conservation League
Alan Eisenman, Beaufort County Financial Supervisor

1. **Call to Order:** Chairman Duryea, called the meeting to order at 2:00 pm
Jim Minor asked to amend the agenda to include a review and approval of new calendar meetings
 - A. **Agenda:** Ms. Corely motioned, Mr. Wheatley seconded, all approved the agenda and the amendment to the agenda to include new calendar meeting dates review.
 - B. **Minutes:** Ms. Corely motioned, Mr. Wheatley seconded, all approved the August 2014 minutes as written.
2. **Introductions:** All present were introduced.
3. **Public Comment:** There was no public comment.
4. **Monthly Reports**
 - A. **Finance Report:**
 - Alan Eisenman, with the Beaufort County Finance Department, reported finances for Solid Waste and Recycling. There is a narrative summary review available for public review.
 - B. **SW&R Monthly Reports:**
 - Mr. Minor reviewed Class 1, 2, 3 and this system matches the landfill requirements. Data trends indicate an increase of the correct type of trash is going to the right type of landfill thereby decreasing our overall costs. The new Class 1, 2, 3 naming system is working.
 - Mr. Minor presented data results from August and September
 - Increase in curbside trash pickup

- Increase in C&D as economy recovers
- Data trends seem to be similar to last year's results
- Counters are fixed and working well
- Data from Hilton Head Island not coming in monthly
- Review of MRF resulting in lower revenues
- August and September were biggest months

C. Environmental Crime Unit Officers' Report

- No report; Mr. Minor mentioned there were newly hired officers

D. Recycling Coordinator's Report

- Newly hired Ms. Madden and Ms. Carter were introduced to the Board by Mr. Minor
- Reviewed future shredding events
- New electronics shredding contractor, all went well
- Continuing to work on the Adopt A Boat Landing Project

5. Unfinished Business

A. Transfer Station Site

- Mr. Minor noted the consultants finished the report, now awaiting approval to submit the report to County Council. A field trip was suggested.

B. Usage of Beaufort County convenience centers by non county residents.

- Mr. Minor noted that MIS is still working on this issue with cameras etc. No new news to report.

C. Disposal Contract Negotiation with Waste Management for Hickory Hill Landfill

- Mr. Minor reported there is a meeting coming up

D. Curbside Waste and Recycling Collection

- Not to many complaints so far. The crew noted they now have time to clean and maintain the containers and the space around the containers; give contractors an opportunity to collect trash safely and quickly while the Centers are closed.

E. Board Requests

- None at this time.

6. New Business-None

A. Secure Document Shredding Events – Nov. 1 in Bluffton

B. E-Waste Collection Events – Dec. 6 in Bluffton and Beaufort

C. Marine Waste –

- Suggested Board members and guests visit the website link to see the huge floating plastic island in our ocean
- Good to incorporate this video and message into our Education Program

D. Daufuskie Island Report

- Looking into the trash issues identified in the report

E. (amended on agenda) Calendar Meeting Dates Review – Mr. Wheatley motioned to approve the new calendar meeting dates with no revisions, Ms. Corely approved and all approved.

- **Public Comment** – Councilwoman Ms. Laura Von Harten mentioned the public should review the EPA guidebook for transfer stations. She mentioned this handbook will help engage and inform the public and help start up a new campaign in favor for the transfer station.
Councilwoman Ms. Cynthia Bensch mentioned she is opposed of the transfer station near the marsh. Mr. Minor stressed the current proposed location does not pose any environmental concerns or risks. We will not compromise on the building or strict regulations with a transfer station.
- **Adjournment** - The Meeting ended at 3:16pm.
 - The next regular board meeting will be held December 4, in ECR Conference Room County Administration Building. A proposed visit to a nearby transfer station is in the planning stage.

Cc: Mr. Gary T. Kubic, County Administrator
Miss Suzanne Rainey, Clerk to Council
J. Robert McFee, PE, Division Director, Engineering and Infrastructure
Eddie Bellamy, PW Director



Beaufort County Solid Waste and Recycling Board Meeting
Thursday, December 4, 2014 9:00 am
Carolina Waste & Recycling LLC

Attendees:

Dan Duryea, Chairman, District 9 Representative
Kim Corley, District 8 Representative
David R. Uehling, VChair, District 6, Representative
LaShonda Scott, District 5 Representative
Brad Woods, MCRD Liaison
Eric Larson, Director of Environmental Engineering
Eddie Bellamy, Public Works Director
Jim Minor, Jr., Solid Waste Manager
John Miller, Supt. Solid Waste & Recycling
Cindy Carter, Information Coordinator/Data Analyst
Kathryn Madden, Recycling Coordinator

Absentees:

Isaiah Smalls, District 1 Representative (Ex-Officio)
Van Willis, District 2 Representative (Ex-Officio)
Alice Darien, District 3 Representative (Ex-Officio)
Jeff Wiggins, District 4 Representative (Ex-Officio)
Ben Wheatley, District 7 Representative
Gary Dukes, MCAS Liaison
Chris Vaigneur, SCDHEC Liaison

Guests Attending:

Gary Kubic, Beaufort County Administrator
Josh Gruber, Beaufort County Deputy Administrator

1. **Field Trip** – Off-site tour of Carolina Waste & Recycling LLC in Charleston, SC. Tour served as the scheduled Board meeting. Group arrived at site at 10:30 am.
2. **Adjournment** – Return to Beaufort County Public Works at approximately 2:00 pm.
 - o The next regular board meeting will be held January 22, 2015, 2:00 pm in BIV 3 Conference Room.

cc: Mr. Gary T. Kubic, County Administrator
Miss Suzanne Rainey, Clerk to Council
Eric Larson, PE, Division Director, Environmental Engineering
Eddie Bellamy, PW Director

Solid Waste and Recycling Division Monthly Update
 October 14 Fiscal Year 2015
 Distributed to the Solid Waste and Recycling Board of Beaufort County

Solid Waste Overall County Convenience Center Tonnage

	October FY14	October FY15
CLASS 3 WASTE (MSW)	1,756.78	1,583.05
CLASS 1 (Yard Waste)	330.13	471.41
CLASS 2 (C&D)	352.64	707.95
TOTAL Convenience Center Tonnage	2,439.55	2,762.41
% of All Residential Disposal from CC	49.87%	48.15%

Solid Waste Overall County Residential Route Tonnage

	October FY14	October FY15
CLASS 3 WASTE (MSW)	2,147.05	2,474.11
CLASS 1 (Yard Waste)	282.39	481.64
CLASS 2 (C&D)	23.00	18.75
TOTAL Residential Route Tonnage	2,452.44	2,974.50
% of All Residential Disposal from Residential Route	50.13%	51.85%

Overall Solid Waste Activity by Solid Waste District

Solid Waste District	CLASS 3 WASTE (MSW)	CLASS 1 (Yard Waste)	CLASS 2 (C&D)	Total District Tonnage
District 1 City of Beaufort	314.47	158.26	6.15	478.88
District 2 Town of Port Royal	116.64	306.37	1.10	424.11
District 3 Town of Hilton Head	1,048.76	101.50	113.84	1,264.10
District 4 Town of Bluffton	367.93	140.00	254.22	762.15
District 5 Sheldon Township	135.78	3.50	32.20	171.48
District 6 Unincorporated Port Royal Island	365.81	107.48	159.85	633.14
District 7 Unincorporated Lady's Island	164.83	10.59	11.19	186.61
District 8 St. Helena & Islands East	307.59	89.70	107.61	504.90
District 9 Unincorporated Bluffton Township	1,142.65	35.65	40.54	1,218.84
Daufuskie	19.16	0.00	0.00	19.16
MONTHLY OVERALL COUNTY TONNAGE	4,057.16	953.05	726.70	5,663.37
YTD OVERALL COUNTY TONNAGE	17,306.89	3,449.82	2,820.46	23,577.17

Solid Waste and Recycling Division Monthly Update
 October 2014 Fiscal Year 2015
 Distributed to the Solid Waste and Recycling Board of Beaufort County

Solid Waste Hauling Costs

Month	FY14 Hauling	FY15 Hauling
July	\$70,778	\$76,214
August	\$64,508	\$68,392
September	\$59,083	\$67,731
October	\$66,220	\$68,888
November	\$56,931	
December	\$59,137	
January	\$54,219	
February	\$52,205	
March	\$66,626	
April	\$72,107	
May	\$74,165	
June	\$69,896	
TOTAL	\$765,875	\$281,225

Solid Waste Hauling Costs



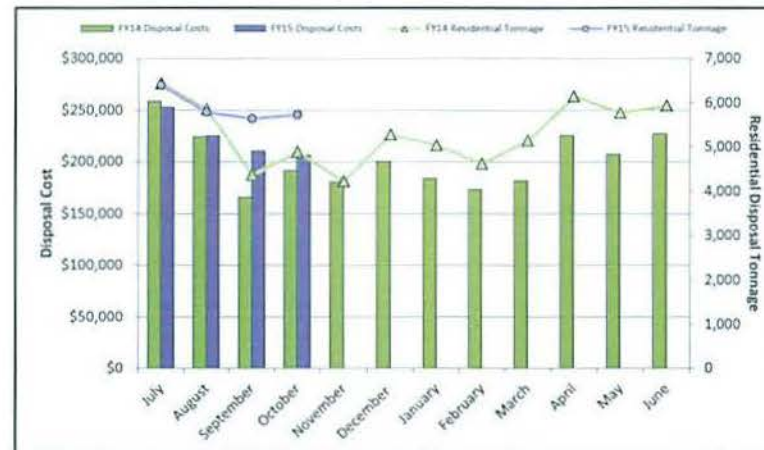
Number of Pulls

Month	FY14 Pulls	FY15 Pulls
July	494	584
August	487	531
September	440	501
October	500	516
November	428	
December	456	
January	402	
February	408	
March	522	
April	545	
May	573	
June	544	
TOTAL	5,799	2,132

Solid Waste Disposal Costs

Month	FY14 Disposal Costs	FY15 Disposal Costs
July	\$258,821	\$252,734
August	\$223,617	\$224,645
September	\$165,679	\$210,259
October	\$191,394	\$206,272
November	\$180,669	
December	\$200,070	
January	\$183,910	
February	\$173,127	
March	\$181,546	
April	\$225,321	
May	\$207,006	
June	\$226,937	
TOTAL	\$2,418,098	\$893,910

Solid Waste Disposal Cost



Total County Residential Tonnage Disposal

Month	FY14 Residential Tonnage	FY15 Residential Tonnage
July	6,446	6,401
August	5,864	5,790
September	4,377	5,649
October	4,892	5,737
November	4,235	
December	5,277	
January	5,036	
February	4,626	
March	5,146	
April	6,154	
May	5,782	
June	5,946	
TOTAL	63,781	23,577

Solid Waste Hauling and Disposal Budgets Status

	FY14 Through October	FY15 Through October	FY14 % Expended	FY15 % Expended
Hauling Costs	\$260,589	\$281,225	31%	33%
Disposal Costs	\$839,511	\$893,910	34%	36%

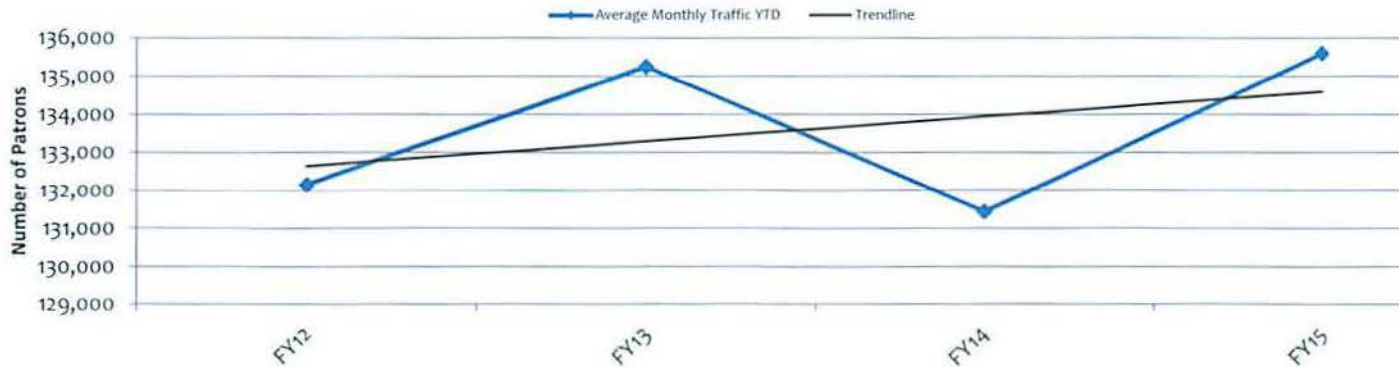
Solid Waste and Recycling Division Monthly Update
 October 2014 Fiscal Year 2015
 Distributed to the Solid Waste and Recycling Board of Beaufort County

Monthly Convenience Center Total Traffic Information

	October FY 14	October FY 15
Hilton Head	27,450	21,984
Bluffton	33,022	31,828
Lobeco	7,704	6,954
Sheldon	1,476	1,282
Big Estate	1,131	1,109
Shanklin	10,042	11,194
Gate	12,796	12,705
St. Helena	26,600	25,996
Coffin Point	966	1,333
Cuffy	777	806
Pritchardville	11,444	13,293
Total Traffic for ALL Convenience Centers	133,408	128,484

Note: December FY13 Attendant's Numbers. Shanklin & Pritchardville FY14 Attendant's Numbers

Average Monthly Traffic YTD by Fiscal Year



Total Traffic Year to date

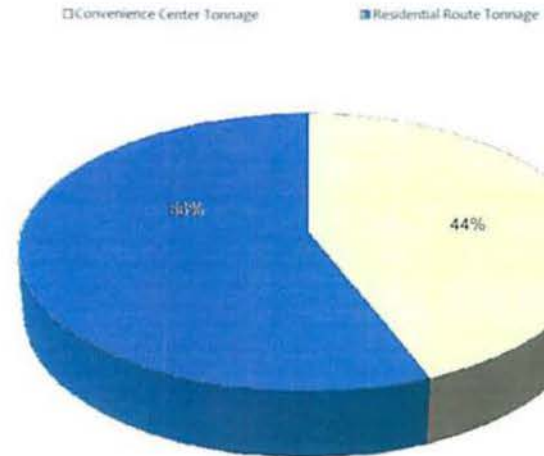
	FY11	FY12	FY13	FY14	FY15
July	139409	148053	131697	156803	142845
August	142660	131066	126921	153741	147497
Sep	134893	133040	122788	149995	133295
Oct	144904	137356	126825	133408	128484
Nov	124143	134351	120119	132816	
Dec	135798	140034	138097	131666	
Jan	117681	129869	136690	117712	
Feb	112986	117400	117016	115,670	
Mar	134398	145823	132576	135,372	
Apr	124319	138002	129257	129,712	
May	127022	135318	146334	135,228	
June	147680	132740	149036	135106	
total	1585893	1623052	1577356	1627229	552121
Average Monthly Traffic YTD	132158	135254	131446	135602	138030.3

Solid Waste and Recycling Division Monthly Update
 October 14 Fiscal Year 2015
 Distributed to the Solid Waste and Recycling Board of Beaufort County

Recycling Activity by Solid Waste District

Solid Waste District	Convenience Center Tonnage	Residential Route Tonnage	Overall County Tonnage by District	Commercial Tonnage
District 1 City of Beaufort		91.93	91.93	0.00
District 2 Town of Port Royal		0.00	0.00	0.00
District 3 Town of Hilton Head	98.68	62.41	161.09	0.00
District 4 Town of Bluffton	87.18	128.27	215.45	0.00
District 5 Sheldon Township	0.00	0.00	0.00	0.00
District 6 Unincorporated Port Royal Island	18.96	0.00	18.96	0.00
Solid Waste District 7 Unincorporated Lady's Island	0.00	0.00	0.00	0.00
Solid Waste District 8 St. Helena & Islands East	57.01	1.23	58.24	0.00
Solid Waste District 9 Unincorporated Bluffton Township	25.22	83.80	109.02	0.00
Daufuskie		0.00	0.00	0.00
OVERALL COUNTY TONNAGE	287.05	367.64	654.69	0.00
COUNTY TONNAGE PLUS NEWSPAPER	67.32	0.00	722.01	

Monthly Comparison of Residential Recycling Sources



YTD Residential Recycling Tonnage

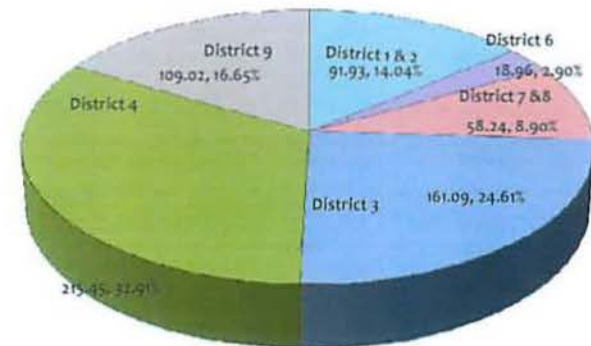
	Convenience Center Tonnage	Residential Route Tonnage	YTD Residential Tonnage
YTD Residential Tonnage	1,261.07	1,302.48	2,563.55
YTD Residential Tonnage + Newspaper			2,800.67

Fiscal Year Overall County Recycling Tonnage & Services Comparison

Month	FY 14 Recycling Tonnage	FY 15 Recycling Tonnage	FY 14 Recycling Services Cost	FY 15 Recycling Services Cost
July	745.19	729.80	\$20,048	\$22,840
August	797.41	700.32	\$30,182	\$24,985
September	761.25	656.54	\$17,748	\$22,508
October	900.31	714.01	\$19,343	\$23,962
November	856.14		\$31,264	
December	898.15		\$27,927	
January	951.63		\$24,136	
February	729.77		\$17,445	
March	742.45		\$17,445	
April	709.79		\$25,143	
May	754.43		\$19,090	
June	624.29		\$21,130	
TOTAL	9,470.81	2,800.67	\$270,900	\$94,295

Residential Tonnage + Newspaper Tonnage NO Commercial Tonnage

Overall County Tonnage Comparison by District



Solid Waste Recycling Budget Status

	FY14 Through October	FY15 Through October	FY14 % Expended YTD	FY15 % Expended YTD
Recycling Services	\$87,321	\$94,295	27%	27%

Solid Waste and Recycling Division Monthly Update
 October 14 Fiscal Year 2015
 Distributed to the Solid Waste and Recycling Board of Beaufort County

Fiscal Year 15 Recycling Revenue						Fiscal Year 15 MRF Credit		
Month/Year	Charleston Steel	Erik Tomsson Enterprises LLC/GEL	Santee Cooper	Low Country Batteries	Sonoco	Month/Year	Waste Management (MRF) *revenue received from processing costs	
Jul-14		\$2,325.13	\$759.50	\$285.75	\$3,147.56	Jul-14	\$3,962.68	
Aug-14	\$49,172.68	\$1,381.18	\$1,645.00	\$127.50	\$1,645.00	Aug-14	\$5,962.60	
Sep-14		\$1,245.44	\$1,228.50	\$180.30	\$1,558.30	Sep-14	\$4,578.92	
Oct-14		\$1,080.68	\$1,232.00	\$168.00		Oct-14	\$3,864.71	
Nov-14						Nov-14		
Dec-14						Dec-14		
Jan-15						Jan-15		
Feb-15						Feb-15		
Mar-15						Mar-15		
Apr-15						Apr-15		
May-15						May-15		
Jun-15						Jun-15		
Sub Totals	\$49,172.68	\$6,032.43	\$4,865.00	\$761.55	\$6,350.86	Total	\$18,368.91	
GRAND TOTAL TO DATE							\$67,182.52	
							\$18,368.91	

Solid Waste and Recycling Division Monthly Update
November 14 Fiscal Year 2015
Distributed to the Solid Waste and Recycling Board of Beaufort County

Solid Waste Overall County Convenience Center Tonnage

	November FY14	November FY15
CLASS 3 WASTE (MSW)	1,653.07	1,385.92
CLASS 1 (Yard Waste)	524.73	430.50
CLASS 2 (C&D)	183.67	531.17
TOTAL Convenience Center Tonnage	2,361.47	2,347.59
% of All Residential Disposal from CC	55.76%	49.71%

Solid Waste Overall County Residential Route Tonnage

	November FY14	November FY15
CLASS 3 WASTE (MSW)	1,642.08	2,200.99
CLASS 1 (Yard Waste)	214.37	167.86
CLASS 2 (C&D)	17.46	6.48
TOTAL Residential Route Tonnage	1,873.91	2,375.33
% of All Residential Disposal from Residential Route	44.24%	50.29%

Overall Solid Waste Activity by Solid Waste District

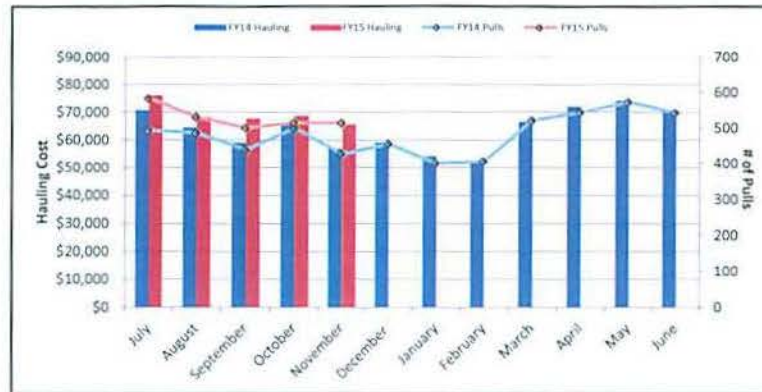
Solid Waste District	CLASS 3 WASTE (MSW)	CLASS 1 (Yard Waste)	CLASS 2 (C&D)	Total District Tonnage
District 1 City of Beaufort	278.52	117.01	2.28	397.81
District 2 Town of Port Royal	91.01	42.57	0.49	134.07
District 3 Town of Hilton Head	994.32	107.35	101.88	1,203.55
District 4 Town of Bluffton	405.97	126.00	232.77	764.74
District 5 Sheldon Township	137.87	14.00	21.60	173.47
District 6 Unincorporated Port Royal Island	345.31	64.20	84.82	494.33
District 7 Unincorporated Lady's Island	138.34	3.78	1.75	143.87
District 8 St. Helena & Islands East	335.16	98.00	83.07	516.23
District 9 Unincorporated Bluffton Township	860.41	25.45	8.99	894.85
Daufuskie				0.00
MONTHLY OVERALL COUNTY TONNAGE	3,586.91	598.36	537.65	4,722.92
YTD OVERALL COUNTY TONNAGE	20,893.80	4,048.18	3,358.11	28,300.09

Solid Waste and Recycling Division Monthly Update
November 2014 Fiscal Year 2015
 Distributed to the Solid Waste and Recycling Board of Beaufort County

Solid Waste Hauling Costs

Month	FY14 Hauling	FY15 Hauling
July	\$70,778	\$76,214
August	\$64,508	\$68,392
September	\$59,083	\$67,731
October	\$66,220	\$68,888
November	\$56,931	\$65,738
December	\$59,137	
January	\$54,219	
February	\$52,205	
March	\$66,626	
April	\$72,107	
May	\$74,165	
June	\$69,896	
TOTAL	\$765,875	\$346,963

Solid Waste Hauling Costs



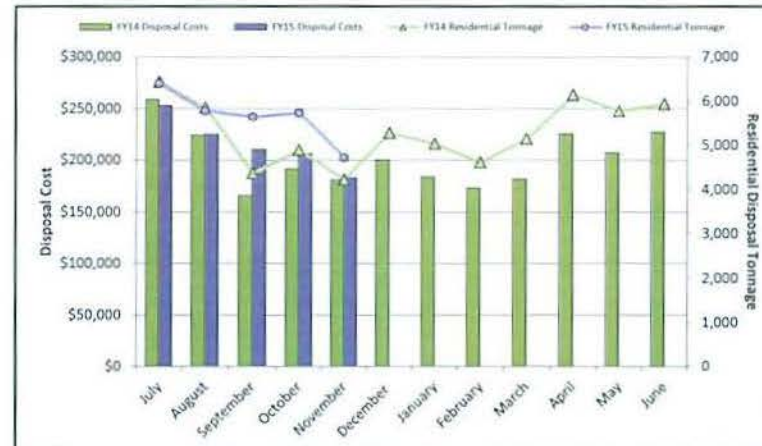
Number of Pulls

Month	FY14 Pulls	FY15 Pulls
July	494	584
August	487	531
September	440	501
October	500	516
November	428	515
December	456	
January	402	
February	408	
March	522	
April	545	
May	573	
June	544	
TOTAL	5,799	2,647

Solid Waste Disposal Costs

Month	FY14 Disposal Costs	FY15 Disposal Costs
July	\$258,821	\$252,734
August	\$223,617	\$224,645
September	\$165,679	\$210,259
October	\$191,394	\$206,272
November	\$180,669	\$182,793
December	\$200,070	
January	\$183,910	
February	\$173,127	
March	\$181,546	
April	\$225,321	
May	\$207,006	
June	\$226,937	
TOTAL	\$2,418,098	\$1,076,703

Solid Waste Disposal Cost



Total County Residential Tonnage Disposal

Month	FY14 Residential Tonnage	FY15 Residential Tonnage
July	6,446	6,401
August	5,864	5,790
September	4,377	5,649
October	4,892	5,737
November	4,235	4,723
December	5,277	
January	5,036	
February	4,626	
March	5,146	
April	6,154	
May	5,782	
June	5,946	
TOTAL	63,781	28,300

Solid Waste Hauling and Disposal Budgets Status

	FY14 Through November	FY15 Through November	FY14 % Expended	FY15 % Expended
Hauling Costs	\$317,520	\$346,963	37%	41%
Disposal Costs	\$1,020,179	\$1,076,703	41%	43%

Solid Waste and Recycling Division Monthly Update
 November 2014 Fiscal Year 2015
 Distributed to the Solid Waste and Recycling Board of Beaufort County

Monthly Convenience Center Total Traffic Information

	November FY 14	November FY 15
Hilton Head	21,997	27,655
Bluffton	29,860	26,023
Lobeco	7,289	5,943
Sheldon	969	1,165
Big Estate	1,150	1,055
Shanklin	21,360	9,248
Gate	11,802	11,726
St. Helena	25,408	23,484
Coffin Point	929	1,287
Cuffy	791	877
Pritchardville	11,261	11,890
Total Traffic for ALL Convenience Centers	132,816	120,353

Note: December FY13 Attendant's Numbers. Shanklin & Pritchardville FY14 Attendant's Numbers

Average Monthly Traffic YTD by Fiscal Year



Total Traffic Year to date

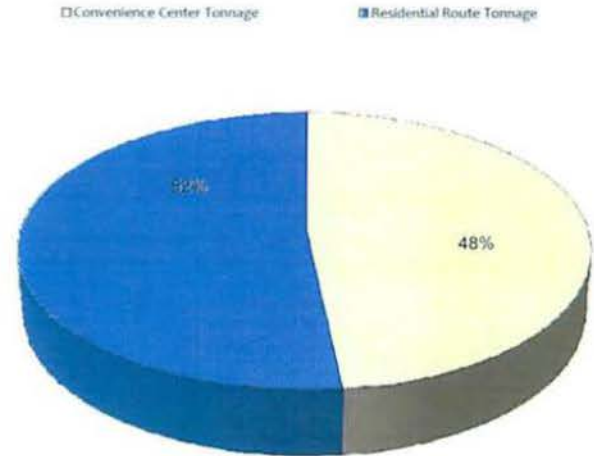
	FY11	FY12	FY13	FY14	FY15
July	139409	148053	131697	156803	142845
August	142660	131066	126921	153741	147497
Sep	134893	133040	122788	149995	133295
Oct	144904	137356	126825	133408	128484
Nov	124143	134351	120119	132816	120353
Dec	135798	140034	138097	131666	
Jan	117681	129869	136690	117712	
Feb	112986	117400	117016	115,670	
Mar	134398	145823	132576	135,372	
Apr	124319	138002	129257	129,712	
May	127022	135318	146334	135,228	
June	147680	132740	149036	135106	
total	1585893	1623052	1577356	1627229	672474
Average Monthly Traffic YTD	132158	135254	131446	135602	134494.8

Solid Waste and Recycling Division Monthly Update
November 14 Fiscal Year 2015
Distributed to the Solid Waste and Recycling Board of Beaufort County

Recycling Activity by Solid Waste District

Solid Waste District	Convenience Center Tonnage	Residential Route Tonnage	Overall County Tonnage by District	Commercial Tonnage
District 1 City of Beaufort		67.84	67.84	0.00
District 2 Town of Port Royal		0.00	0.00	0.00
District 3 Town of Hilton Head	104.46	66.44	170.90	0.00
District 4 Town of Bluffton	88.58	129.63	218.21	0.00
District 5 Sheldon Township	0.00	0.00	0.00	0.00
District 6 Unincorporated Port Royal Island	29.75	0.00	29.75	0.00
Solid Waste District 7 Unincorporated Lady's Island	0.00	0.00	0.00	0.00
Solid Waste District 8 St. Helena & Islands East	53.60	0.00	53.60	0.00
Solid Waste District 9 Unincorporated Bluffton Township	24.95	59.70	84.65	0.00
Daufuskie		0.00	0.00	0.00
OVERALL COUNTY TONNAGE	301.34	323.61	624.95	0.00
COUNTY TONNAGE PLUS NEWSPAPER	67.32	0.00	692.27	

Monthly Comparison of Residential Recycling Sources



YTD Residential Recycling Tonnage

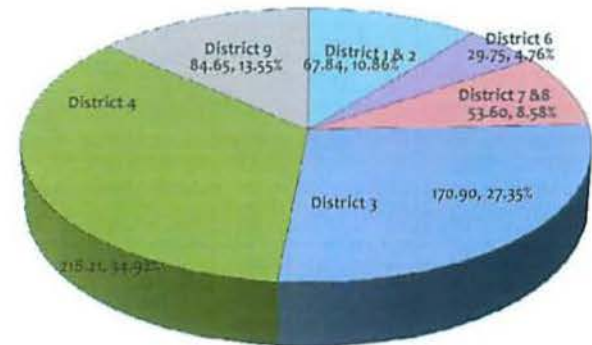
	Convenience Center Tonnage	Residential Route Tonnage	YTD Residential Tonnage
YTD Residential Tonnage	1,562.41	1,626.09	3,188.50
YTD Residential Tonnage + Newspaper			3,495.33

Fiscal Year Overall County Recycling Tonnage & Services Comparison

Month	FY 14 Recycling Tonnage	FY 15 Recycling Tonnage	FY 14 Recycling Services Cost	FY 15 Recycling Services Cost
July	745.19	729.80	\$20,048	\$22,840
August	797.41	700.32	\$30,182	\$24,985
September	761.25	656.54	\$17,748	\$22,508
October	900.31	714.01	\$19,343	\$23,962
November	856.14	694.66	\$31,264	\$18,473
December	898.15		\$27,927	
January	951.63		\$24,136	
February	729.77		\$17,445	
March	742.45		\$17,445	
April	709.79		\$25,143	
May	754.43		\$19,090	
June	624.29		\$21,130	
TOTAL	9,470.81	3,495.33	\$270,900	\$112,768

Residential Tonnage + Newspaper Tonnage NO Commercial Tonnage

Overall County Tonnage Comparison by District



Solid Waste Recycling Budget Status

	FY14 Through November	FY15 Through November	FY14 % Expended YTD	FY15 % Expended YTD
Recycling Services	\$118,585	\$112,768	36%	32%

Solid Waste and Recycling Division Monthly Update
 November 14 Fiscal Year 2015
 Distributed to the Solid Waste and Recycling Board of Beaufort County

Fiscal Year 15 Recycling Revenue						Fiscal Year 15 MRF Credit	
Month/Year	Charleston Steel	Erik Tomsson Enterprises LLC/GEL	Santee Cooper	Low Country Batteries	Sonoco	Month/Year	Waste Management (MRF) *revenue received from processing costs
Jul-14		\$2,325.13	\$759.50	\$285.75	\$3,147.56	Jul-14	\$3,962.68
Aug-14	\$49,172.68	\$1,381.18	\$1,645.00	\$127.50	\$1,645.00	Aug-14	\$5,962.60
Sep-14		\$1,245.44	\$1,228.50	\$180.30	\$1,558.30	Sep-14	\$4,578.92
Oct-14		\$1,080.68	\$1,232.00	\$168.00		Oct-14	\$3,864.71
Nov-14			\$1,981.00			Nov-14	
Dec-14						Dec-14	
Jan-15						Jan-15	
Feb-15						Feb-15	
Mar-15						Mar-15	
Apr-15						Apr-15	
May-15						May-15	
Jun-15						Jun-15	
Sub Totals	\$49,172.68	\$6,032.43	\$6,846.00	\$761.55	\$6,350.86	Total	\$18,368.91
GRAND TOTAL TO DATE					\$69,163.52		\$18,368.91