



Beaufort County
Solid Waste and Recycling Board
Thursday, October 23, 2014
2:00 p.m.
Conference Room, Building 3, Beaufort Industrial Village
104 Industrial Village Road, Beaufort
843.255.2735



In accordance with South Carolina Code of Laws, 1976, Section 30-4-80(d), as amended, all local media was duly notified of the time, date, place and agenda of this meeting.

1. CALL TO ORDER 2:00 pm
 - A. Approval of Agenda
 - B. Approval of Minutes – August 28, 2014 ([backup](#))
2. INTRODUCTIONS
3. PUBLIC COMMENT
4. REPORTS
 - A. Finance Department Report
 - B. Solid Waste and Recycling Division Monthly Report Aug. '14 & Sept. '14 ([backup](#))
 - C. Environmental Crime Unit Officer's Report
 - D. Coordinators' Report
5. UNFINISHED BUSINESS
 - A. Transfer Station Site Discussion –
 1. Update - Mr. Minor
 2. Public Education on Transfer Station
 - B. Use of Convenience Centers by non county residents
 1. Camera design and purchase in progress
 - C. Disposal Contract Negotiation with Waste Management for Hickory Hill Landfill
 1. Meeting pending
 - D. Curbside Waste & Recycling Collection
 1. Reduction of Convenience Center hours: Mr. Minor
 - E. Board Requests
6. New Business
 - A. Secure Document Shredding Events – next Nov. 1 (Bluffton)
 - B. E-Waste Collection Events – next Dec. 6 (Beaufort and Bluffton)
 - C. Marine waste - <http://www.weather.com/news/science/environment/giant-garbage-patch-pacific-20140817>
 - D. Daufuskie Island Report
 - E. Transfer stations – <http://www.youtube.com/watch?v=mA608GJ-EzM>
7. Public Comment
8. Adjournment
 - A. Next Meeting, December 4, 2014 ECR Conference Room County Administration Building 2:00 p.m.





Beaufort County Solid Waste and Recycling Board Meeting Thursday, August 28, 2014 2:00 pm BIV – 3 Conference Room

Attendees:

Dan Duryea, Chairman, District 9 Representative
Kim Corley, District 8 Representative
LaShonda Scott, District 5 Representative
James Ayers, District 4 Representative (Ex-Officio)
Chris Vaigneur, SCDHEC Liaison
Brad Woods, MCRD Liaison
Rob McFee, Director of E&I
James Minor, Solid Waste Manager
John Miller, Supt. Solid Waste & Recycling
Cindy Carter, Information Data Coordinator
Carol Murphy, Recycling Coordinator

Absentees:

David R. Uehling, VChair, District 6, Representative
Ben Wheatley, District 7 Representative
Isaiah Smalls, District 1 Representative (Ex-Officio)
Van Willis, District 2 Representative (Ex-Officio)
Gary Dukes, MCAS Liaison
Eddie Bellamy, Public Works Director

Guests Attending

Cynthia Bensch, County Council Member

1. **Call to Order:** Chairman Duryea, called the meeting to order at 2:00 pm
 - A. **Agenda:** Ms Scott motioned, Ms Corley seconded, all approved the agenda as written.
 - B. **Minutes:** Ms Scott motioned, Ms Corley seconded, all approved the June 26, 2014 minutes as written.
2. **Introductions:** Mr. Duryea welcomed Council Member Bensch. Ms Bensch asked that a discussion be held of the planned convenience center hours change and consideration taken to add early hours. Mr. Duryea noted that this would be covered in agenda item 5E. All present were introduced.
3. **Public Comment:** There was no public comment.
4. **Monthly Reports**
 - A. **Finance Report:**
 - The Finance report was unavailable because of the closing of the fiscal year and annual audit in progress. Any questions can be directed to Mr. Minor.
 - B. **SW&R Monthly Reports:**
 - Mr Minor clarified the fully implemented 3-2-1 System: Class 3=MSW, Class 2=C&D/anything that is not yard waste or garbage, Class 1=yard waste. FY14 statistics prove that this system saves money through a reduction in Class 3 tons:
 - FY13 2088 tons, FY14 1631tons saving approximately \$8000 in disposal.
 - He noted that pulls were lower in FY14 because of the 3-2-1 program and better use of compactors.
 - Convenience center totals were up with the usual summer vacation traffic.
 - FY14 Recycling totals exceeded 9,000 tons at 9,388, a landmark total!
 - Curbside is beginning to exceed convenience center recycling.
 - Recycling proceeds for FY14 included \$159,100. For sale of commodities and \$173,500 in rebates from Waste Management.
 - Mr. Minor noted that Mrs. Murphy would be retiring in September. Mr. Duryea thanked her for her service.

C. Environmental Crime Unit Officers' Report

- Mrs. Murphy reviewed a photo of tires behind the old Blocker Building on St Helena Island now in the County Land Preservation program. ECU, Open Land Trust, SCDHEC, Amereco Tire, Public Works and Solid Waste worked together to clean up this property.

D. Recycling Coordinator's Report

- The Adopt A Boat Landing program is in the process of being revitalized.
- Viewers were informed about upcoming recycling events:

Shredding Events only

****Residential Quantities Only****

(NO ELECTRONICS WILL BE COLLECTED AT THESE EVENTS)

Public Works South Site

9 Benton Field Road, Bluffton, SC 29910

- August 23, 2014 (250 cars)
- November 1, 2014
- January 10, 2015
- June 13, 2015

Shanklin Convenience Center

80 Shanklin Road, Beaufort, SC 29906

- October 11, 2014
- April 11, 2015

Electronics (only) Collection

- ****At BOTH Public Works Locations****
- **September 13, 2014**
- **December 6, 2014**
- **February 14, 2015**
- **May 9, 2015**

5. Unfinished Business

A. Transfer Station Site

- Mr. Minor noted that the consultants report is under review.

B. Usage of Beaufort County convenience centers by non county residents.

- Mr. Minor noted that MIS is still working on this issue with cameras etc.

C. 3-2-1 Initiative to simplify waste disposal at Convenience Centers

- Fully implemented at all centers and yielding lower hauling costs. (see B in Monthly Report section). Mr. Minor will provide a full report for the Facilities Committee.
- Mr. Duryah complimented Mr. Minor and staff for the success of the 3-2-1 plan!

D. Renegotiations of Disposal Contract with Waste Management for Hickory Hill Landfill

- No meeting has been scheduled as yet and the contract expires June 2015.

E. Curbside Waste and Recycling Collection

- Mr. Minor has submitted a proposal to reduce hours at the Convenience Centers to reduce cost noting that no other county in SC has a 7 day a week schedule. The proposal was dropping from 84 hours to 60 hours with closure on Wednesdays and 2

- hours less per day on the 12 hour sites. This will be implemented October 4, 2014.
- Mr. Duryea and Ms. Bensch pointed out that the majority of the outcry is about limiting AM hours. Mr. Minor said the statistics point to lower traffic in the morning
 - Mr. Minor noted that promoting curbside would save a lot of these issues

F. Board Requests

- Board members asked about the possible tour of Hickory Landfill and MRF.

6. New Business

- A. Mr. Ayers noted that the Annual May River Cleanup would be conducted on Sept. 20th in conjunction with Beach and River Sweep world wide September 20, 2014

7. Public Comment – There was no public comment.

8. Adjournment - Ms Scott motioned, Ms Corley seconded, all approved the adjournment at 3:15pm.

- The next regular board meeting will be held October 23, 2014, 2:00 pm in BIV 3 Conference Room.

Cc: Mr. Gary T. Kubic, County Administrator
Miss Suzanne Rainey, Clerk to Council
J. Robert McFee, PE, Division Director, Engineering and Infrastructure
Eddie Bellamy, PW Director

Solid Waste and Recycling Division Monthly Update
 August 14 Fiscal Year 2015
 Distributed to the Solid Waste and Recycling Board of Beaufort County

Solid Waste Overall County Convenience Center Tonnage

	August FY14	August FY15
CLASS 3 WASTE (MSW)	1,999.19	1,643.47
CLASS 1 (Yard Waste)	434.14	444.50
CLASS 2 (C&D)	281.79	517.64
TOTAL Convenience Center Tonnage	2,715.12	2,605.61
% of All Residential Disposal from CC	46.30%	45.00%

Solid Waste Overall County Residential Route Tonnage

	August FY14	August FY15
CLASS 3 WASTE (MSW)	2,744.11	2,740.24
CLASS 1 (Yard Waste)	377.04	329.53
CLASS 2 (C&D)	27.49	114.70
TOTAL Residential Route Tonnage	3,148.64	3,184.47
% of All Residential Disposal from Residential Route	53.70%	55.00%

Overall Solid Waste Activity by Solid Waste District

Solid Waste District	CLASS 3 WASTE (MSW)	CLASS 1 (Yard Waste)	CLASS 2 (C&D)	Total District Tonnage
District 1 City of Beaufort	304.37	186.10	5.55	496.02
District 2 Town of Port Royal	106.23	130.89	0.00	237.12
District 3 Town of Hilton Head	1,404.80	101.50	97.70	1,604.00
District 4 Town of Bluffton	431.07	122.50	233.20	786.77
District 5 Sheldon Township	154.37	14.00	25.68	194.05
District 6 Unincorporated Port Royal Island	442.97	77.00	115.82	635.79
District 7 Unincorporated Lady's Island	151.44	12.19	6.28	169.91
District 8 St. Helena & Islands East	411.89	91.35	113.42	616.66
District 9 Unincorporated Bluffton Township	952.24	38.50	34.69	1,025.43
Daufuskie	24.33	0.00	0.00	24.33
MONTHLY OVERALL COUNTY TONNAGE	4,383.71	774.03	632.34	5,790.08
YTD OVERALL COUNTY TONNAGE	9,225.00	1,715.39	1,250.76	12,191.15

Solid Waste and Recycling Division Monthly Update
August 2014 Fiscal Year 2015
Distributed to the Solid Waste and Recycling Board of Beaufort County

Solid Waste Hauling Costs

Month	FY14 Hauling	FY15 Hauling
July	\$70,778	\$76,214
August	\$64,508	\$68,392
September	\$59,083	
October	\$66,220	
November	\$56,931	
December	\$59,137	
January	\$54,219	
February	\$52,205	
March	\$66,626	
April	\$72,107	
May	\$74,165	
June	\$69,896	
TOTAL	\$765,875	\$144,606

Solid Waste Hauling Costs



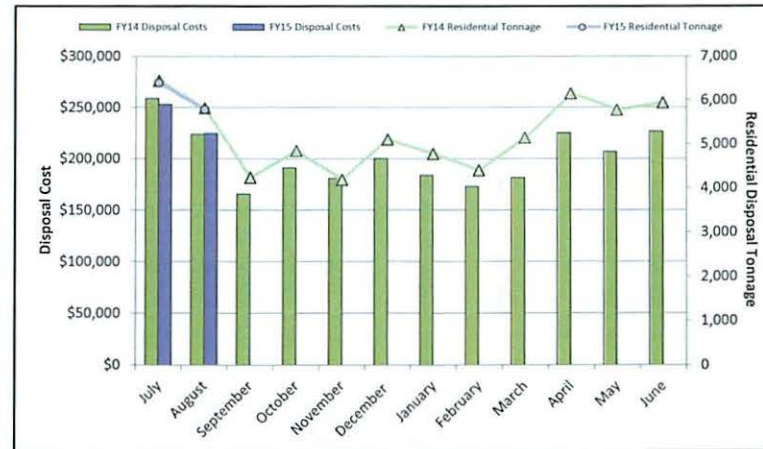
Number of Pulls

Month	FY14 Pulls	FY15 Pulls
July	494	584
August	487	531
September	440	
October	500	
November	428	
December	456	
January	402	
February	408	
March	522	
April	545	
May	573	
June	544	
TOTAL	5,799	1,115

Solid Waste Disposal Costs

Month	FY14 Disposal Costs	FY15 Disposal Costs
July	\$258,821	\$252,734
August	\$223,617	\$224,646
September	\$165,679	
October	\$191,394	
November	\$180,669	
December	\$200,070	
January	\$183,910	
February	\$173,127	
March	\$181,547	
April	\$225,321	
May	\$207,006	
June	\$226,937	
TOTAL	\$2,418,099	\$477,380

Solid Waste Disposal Cost



Total County Residential Tonnage Disposal

Month	FY14 Residential Tonnage	FY15 Residential Tonnage
July	6,446	6,401
August	5,820	5,790
September	4,244	
October	4,854	
November	4,194	
December	5,107	
January	4,782	
February	4,413	
March	5,146	
April	6,157	
May	5,782	
June	5,946	
TOTAL	62,890	12,191

Solid Waste Hauling and Disposal Budgets Status

	FY14 Through August	FY15 Through August	FY14 % Expended	FY15 % Expended
Hauling Costs	\$135,286	\$144,606	16%	17%
Disposal Costs	\$482,438	\$477,380	19%	19%

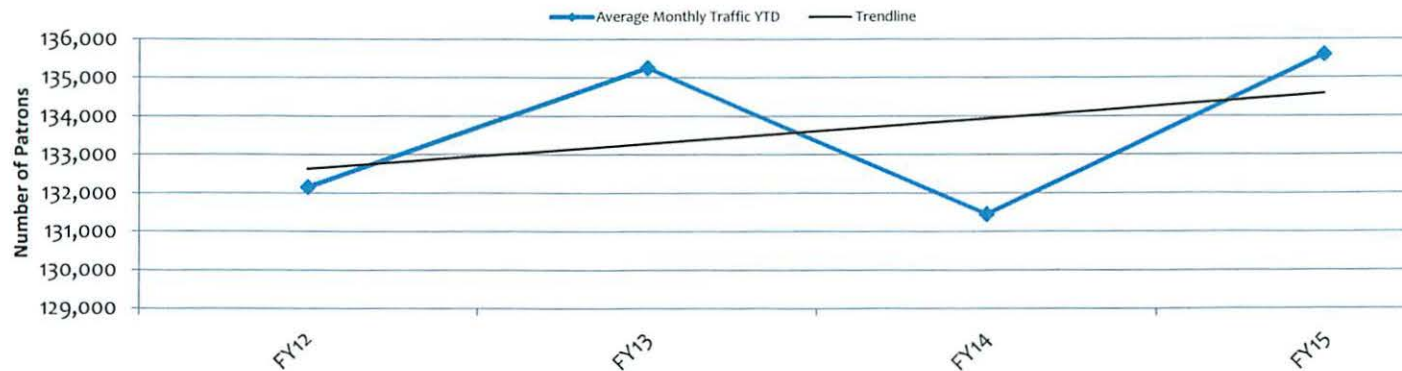
Solid Waste and Recycling Division Monthly Update
 August 2014 Fiscal Year 2015
 Distributed to the Solid Waste and Recycling Board of Beaufort County

Monthly Convenience Center Total Traffic Information

	August FY 14	August FY 15
Hilton Head	28,031	25,925
Bluffton	36,549	36,032
Lobeco	7,536	8,596
Sheldon	1,400	1,463
Big Estate	1,216	1,367
Shanklin	11,894	12,908
Gate	14,556	14,451
St. Helena	36,170	31,097
Coffin Point	1,222	1,448
Cuffy	889	920
Pritchardville	14,278	13,290
Total Traffic for ALL Convenience Centers	153,741	147,497

Note: December FY13 Attendant's Numbers. Shanklin & Pritchardville FY14 Attendant's Numbers

Average Monthly Traffic YTD by Fiscal Year



Total Traffic Year to date

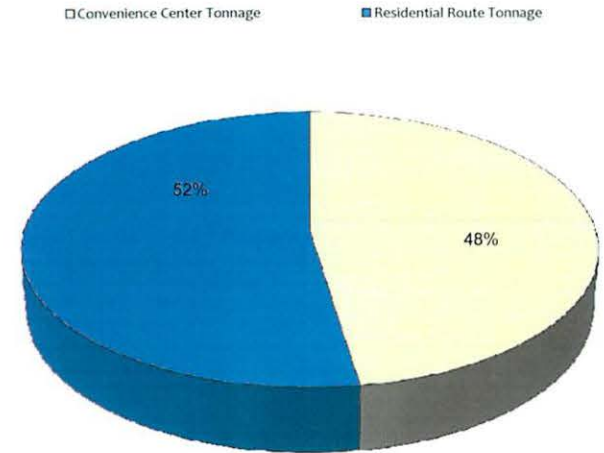
	FY11	FY12	FY13	FY14	FY15
July	139409	148053	131697	156803	142845
August	142660	131066	126921	153741	147497
Sep	134893	133040	122788	149995	
Oct	144904	137356	126825	133408	
Nov	124143	134351	120119	132816	
Dec	135798	140034	138097	131666	
Jan	117681	129869	136690	117712	
Feb	112986	117400	117016	115,670	
Mar	134398	145823	132576	135,372	
Apr	124319	138002	129257	129,712	
May	127022	135318	146334	135,228	
June	147680	132740	149036	135106	
total	1585893	1623052	1577356	1627229	290342
Average Monthly Traffic YTD	132158	135254	131446	135602	145171

Solid Waste and Recycling Division Monthly Update
August 14 Fiscal Year 2015
Distributed to the Solid Waste and Recycling Board of Beaufort County

Recycling Activity by Solid Waste District

Solid Waste District	Convenience Center Tonnage	Residential Route Tonnage	Overall County Tonnage by District	Commercial Tonnage
District 1 City of Beaufort		104.87	104.87	0.00
District 2 Town of Port Royal		0.00	0.00	0.00
District 3 Town of Hilton Head	100.42	48.94	149.36	0.00
District 4 Town of Bluffton	91.28	113.08	204.36	0.00
District 5 Sheldon Township	0.00	0.00	0.00	0.00
District 6 Unincorporated Port Royal Island	28.28	0.00	28.28	0.00
Solid Waste District 7 Unincorporated Lady's Island	0.00	0.00	0.00	0.00
Solid Waste District 8 St. Helena & Islands East	58.56	1.22	59.78	0.00
Solid Waste District 9 Unincorporated Bluffton Township	26.22	67.74	93.96	0.00
Daufuskie		0.00	0.00	0.00
OVERALL COUNTY TONNAGE	304.76	335.85	640.61	0.00
COUNTY TONNAGE PLUS NEWSPAPER	59.71	0.00	700.32	

Monthly Comparison of Residential Recycling Sources



YTD Residential Recycling Tonnage

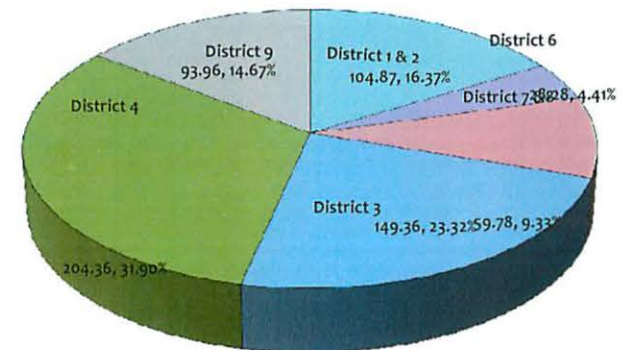
	Convenience Center Tonnage	Residential Route Tonnage	YTD Residential Tonnage
YTD Residential Tonnage	640.61	678.13	1,318.74
YTD Residential Tonnage + Newspaper			1,378.45

Fiscal Year Overall County Recycling Tonnage & Services Comparison

Month	FY 14 Recycling Tonnage	FY 15 Recycling Tonnage	FY 14 Recycling Services Cost	FY 15 Recycling Services Cost
July	745.19	729.80	\$20,048	\$22,840
August	797.41	700.32	\$30,182	\$24,985
September	761.25		\$17,748	
October	900.31		\$19,343	
November	856.14		\$31,264	
December	898.15		\$27,927	
January	951.63		\$24,136	
February	729.77		\$17,445	
March	742.45		\$17,445	
April	709.79		\$25,143	
May	754.43		\$19,090	
June	624.29		\$21,130	
TOTAL	9,470.81	1,430.12	\$270,900	\$47,825

Residential Tonnage + Newspaper Tonnage NO Commercial Tonnage

Overall County Tonnage Comparison by District



Solid Waste Recycling Budget Status

	FY14 Through August	FY15 Through August	FY14 % Expended YTD	FY15 % Expended YTD
Recycling Services	\$50,229	\$47,825	15%	14%

Solid Waste and Recycling Division Monthly Update

August 14 Fiscal Year 2015

Distributed to the Solid Waste and Recycling Board of Beaufort County

Fiscal Year 15 Recycling Revenue

Fiscal Year 15 MRF Credit

Month/Year	Charleston Steel	Erik Tomsson Enterprises LLC/GEL	Santee Cooper	Low Country Batteries	Sonoco
Jul-14		\$2,325.13	\$759.50	\$285.75	\$3,147.56
Aug-14	\$49,172.68	\$2,687.29	\$1,645.00	\$127.50	
Sep-14					
Oct-14					
Nov-14					
Dec-14					
Jan-15					
Feb-15					
Mar-15					
Apr-15					
May-15					
Jun-15					
Sub Totals	\$49,172.68	\$5,012.42	\$2,404.50	\$413.25	\$3,147.56
GRAND TOTAL TO DATE					\$60,150.41

Month/Year	Waste Management (MRF) *credit towards processing costs
Jul-14	\$3,962.68
Aug-14	\$5,962.60
Sep-14	
Oct-14	
Nov-14	
Dec-14	
Jan-15	
Feb-15	
Mar-15	
Apr-15	
May-15	
Jun-15	
Total	\$9,925.28
	\$9,925.28

Solid Waste and Recycling Division Monthly Update
 September 14 Fiscal Year 2015
 Distributed to the Solid Waste and Recycling Board of Beaufort County

Solid Waste Overall County Convenience Center Tonnage

	September FY14	September FY15
CLASS 3 WASTE (MSW)	1,450.66	1,462.44
CLASS 1 (Yard Waste)	449.78	490.00
CLASS 2 (C&D)	187.70	720.99
TOTAL Convenience Center Tonnage	2,088.14	2,673.43
% of All Residential Disposal from CC	47.71%	47.33%

Solid Waste Overall County Residential Route Tonnage

	September FY14	September FY15
CLASS 3 WASTE (MSW)	1,915.94	2,561.91
CLASS 1 (Yard Waste)	363.84	291.38
CLASS 2 (C&D)	8.66	122.01
TOTAL Residential Route Tonnage	2,288.44	2,975.30
% of All Residential Disposal from Residential Route	52.29%	52.67%

Overall Solid Waste Activity by Solid Waste District

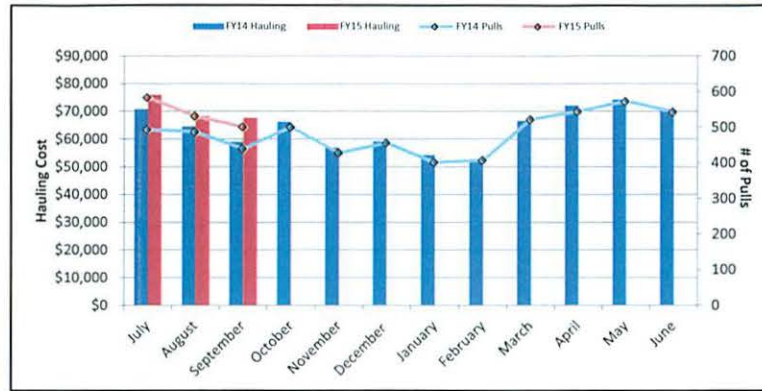
Solid Waste District	CLASS 3 WASTE (MSW)	CLASS 1 (Yard Waste)	CLASS 2 (C&D)	Total District Tonnage
District 1 City of Beaufort	310.74	169.48	0.49	480.71
District 2 Town of Port Royal	127.66	101.82	0.90	230.38
District 3 Town of Hilton Head	1,138.13	101.50	234.19	1,473.82
District 4 Town of Bluffton	379.08	164.50	277.27	820.85
District 5 Sheldon Township	135.83	10.50	16.29	162.62
District 6 Unincorporated Port Royal Island	391.92	84.65	147.83	624.40
District 7 Unincorporated Lady's Island	168.18	8.53	6.30	183.01
District 8 St. Helena & Islands East	357.33	105.34	122.66	585.33
District 9 Unincorporated Bluffton Township	951.98	35.06	37.07	1,024.11
Daufuskie	13.99	0.00	0.00	13.99
MONTHLY OVERALL COUNTY TONNAGE	3,974.84	781.38	843.00	5,599.22
YTD OVERALL COUNTY TONNAGE	13,199.84	2,496.77	2,093.76	17,790.37

Solid Waste and Recycling Division Monthly Update
September 2014 Fiscal Year 2015
Distributed to the Solid Waste and Recycling Board of Beaufort County

Solid Waste Hauling Costs

Month	FY14 Hauling	FY15 Hauling
July	\$70,778	\$76,214
August	\$64,508	\$68,392
September	\$59,083	\$67,731
October	\$66,220	
November	\$56,931	
December	\$59,137	
January	\$54,219	
February	\$52,205	
March	\$66,626	
April	\$72,107	
May	\$74,165	
June	\$69,896	
TOTAL	\$765,875	\$212,337

Solid Waste Hauling Costs



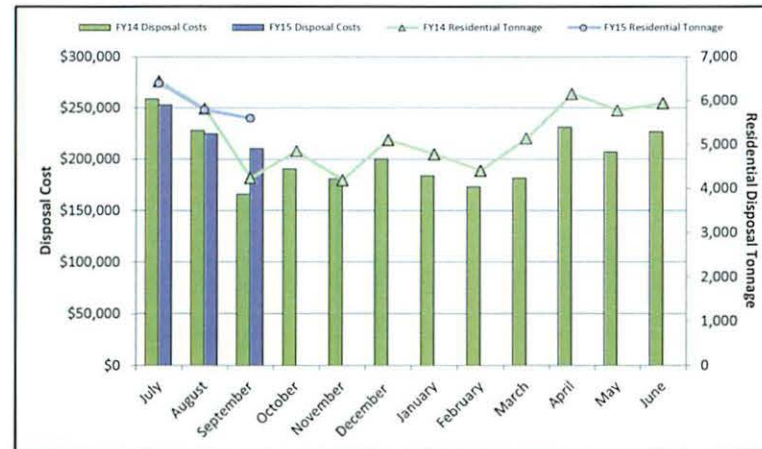
Number of Pulls

Month	FY14 Pulls	FY15 Pulls
July	494	584
August	487	531
September	440	501
October	500	
November	428	
December	456	
January	402	
February	408	
March	522	
April	545	
May	573	
June	544	
TOTAL	5,799	1,616

Solid Waste Disposal Costs

Month	FY14 Disposal Costs	FY15 Disposal Costs
July	\$258,821	\$252,734
August	\$227,667	\$224,645
September	\$165,679	\$210,259
October	\$190,338	
November	\$180,669	
December	\$200,070	
January	\$183,910	
February	\$173,127	
March	\$181,547	
April	\$231,077	
May	\$207,006	
June	\$226,937	
TOTAL	\$2,426,849	\$687,638

Solid Waste Disposal Cost



Total County Residential Tonnage Disposal

Month	FY14 Residential Tonnage	FY15 Residential Tonnage
July	6,446	6,401
August	5,820	5,790
September	4,244	5,599
October	4,854	
November	4,194	
December	5,107	
January	4,782	
February	4,413	
March	5,146	
April	6,157	
May	5,782	
June	5,946	
TOTAL	62,890	17,790

Solid Waste Hauling and Disposal Budgets Status

	FY14 Through September	FY15 Through September	FY14 % Expended	FY15 % Expended
Hauling Costs	\$194,369	\$212,337	23%	25%
Disposal Costs	\$652,166	\$687,638	26%	28%

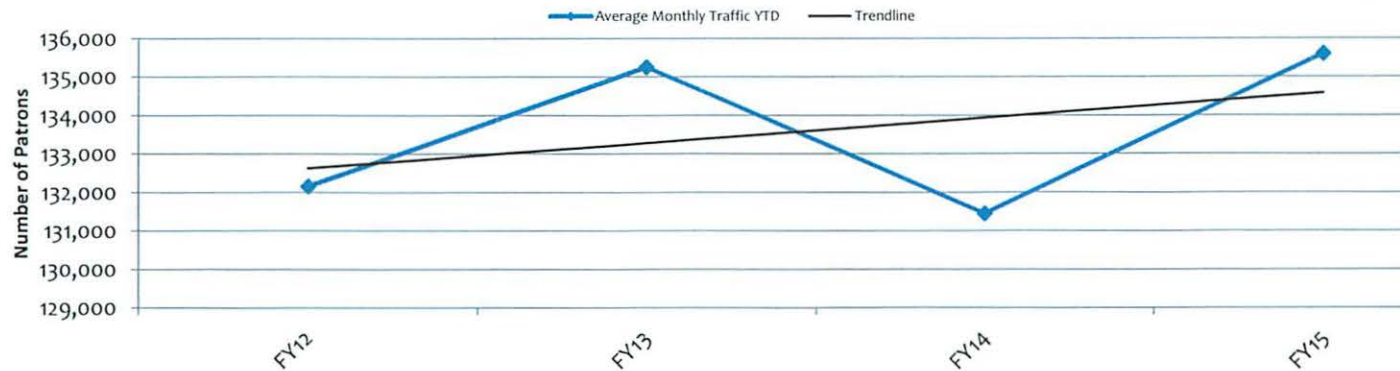
Solid Waste and Recycling Division Monthly Update
 September 2014 Fiscal Year 2015
 Distributed to the Solid Waste and Recycling Board of Beaufort County

Monthly Convenience Center Total Traffic Information

	September FY 14	September FY 15
Hilton Head	25,893	24,071
Bluffton	34,234	32,131
Lobeco	7,186	8,144
Sheldon	1,397	1,443
Big Estate	1,207	1,151
Shanklin	15,510	11,553
Gate	17,575	12,770
St. Helena	33,531	27,952
Coffin Point	1,096	940
Cuffy	886	755
Pritchardville	11,480	12,385
Total Traffic for ALL Convenience Centers	149,995	133,295

Note: December FY13 Attendant's Numbers. Shanklin & Pritchardville FY14 Attendant's Numbers

Average Monthly Traffic YTD by Fiscal Year



Total Traffic Year to date

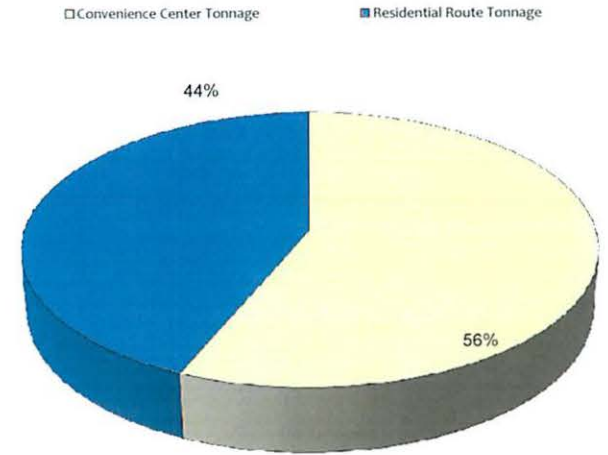
	FY11	FY12	FY13	FY14	FY15
July	139409	148053	131697	156803	142845
August	142660	131066	126921	153741	147497
Sep	134893	133040	122788	149995	133295
Oct	144904	137356	126825	133408	
Nov	124143	134351	120119	132816	
Dec	135798	140034	138097	131666	
Jan	117681	129869	136690	117712	
Feb	112986	117400	117016	115,670	
Mar	134398	145823	132576	135,372	
Apr	124319	138002	129257	129,712	
May	127022	135318	146334	135,228	
June	147680	132740	149036	135106	
total	1585893	1623052	1577356	1627229	423637
Average Monthly Traffic YTD	132158	135254	131446	135602	141212.3

Solid Waste and Recycling Division Monthly Update
September 14 Fiscal Year 2015
Distributed to the Solid Waste and Recycling Board of Beaufort County

Recycling Activity by Solid Waste District

Solid Waste District	Convenience Center Tonnage	Residential Route Tonnage	Overall County Tonnage by District	Commercial Tonnage
District 1 City of Beaufort		65.30	65.30	0.00
District 2 Town of Port Royal		0.00	0.00	0.00
District 3 Town of Hilton Head	71.51	37.57	109.08	0.00
District 4 Town of Bluffton	97.79	78.37	176.16	0.00
District 5 Sheldon Township	0.00	0.00	0.00	0.00
District 6 Unincorporated Port Royal Island	79.59	0.00	79.59	0.00
Solid Waste District 7 Unincorporated Lady's Island	0.00	0.00	0.00	0.00
Solid Waste District 8 St. Helena & Islands East	57.66	0.23	57.89	0.00
Solid Waste District 9 Unincorporated Bluffton Township	25.96	75.24	101.20	0.00
Daufuskie		0.00	0.00	0.00
OVERALL COUNTY TONNAGE	332.51	256.71	589.22	0.00
COUNTY TONNAGE PLUS NEWSPAPER		0.00	589.22	

Monthly Comparison of Residential Recycling Sources



YTD Residential Recycling Tonnage

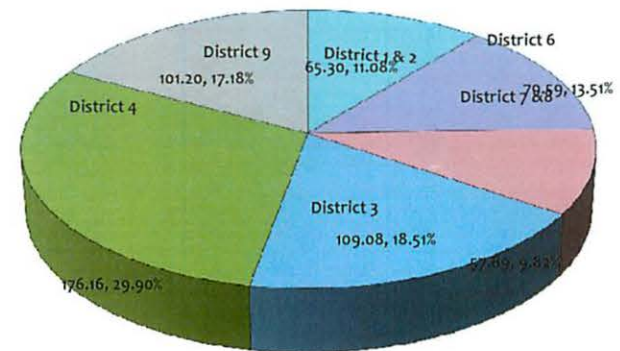
	Convenience Center Tonnage	Residential Route Tonnage	YTD Residential Tonnage
YTD Residential Tonnage	937.93	934.84	1,872.77
YTD Residential Tonnage + Newspaper			1,872.77

Fiscal Year Overall County Recycling Tonnage & Services Comparison

Month	FY 14 Recycling Tonnage	FY 15 Recycling Tonnage	FY 14 Recycling Services Cost	FY 15 Recycling Services Cost
July	745.19	729.80	\$20,048	\$22,840
August	797.41	700.32	\$30,182	\$24,985
September	761.25	554.03	\$17,748	\$21,664
October	900.31		\$19,343	
November	856.14		\$31,264	
December	898.15		\$27,927	
January	951.63		\$24,136	
February	729.77		\$17,445	
March	742.45		\$17,445	
April	709.79		\$25,143	
May	754.43		\$19,090	
June	624.29		\$21,130	
TOTAL	9,470.81	1,984.15	\$270,900	\$69,489

Residential Tonnage + Newspaper Tonnage NO Commercial Tonnage

Overall County Tonnage Comparison by District



Solid Waste Recycling Budget Status

	FY14 Through September	FY15 Through September	FY14 % Expended YTD	FY15 % Expended YTD
Recycling Services	\$67,977	\$69,489	21%	20%

Solid Waste and Recycling Division Monthly Update
 September 14 Fiscal Year 2015
 Distributed to the Solid Waste and Recycling Board of Beaufort County

Fiscal Year 15 Recycling Revenue						Fiscal Year 15 MRF Credit		
Month/Year	Charleston Steel	Erik Tomsson Enterprises LLC/GEL	Santee Cooper	Low Country Batteries	Sonoco	Month/Year	Waste Management (MRF) *credit towards processing costs	
Jul-14		\$2,325.13	\$759.50	\$285.75	\$3,147.56	Jul-14	\$3,962.68	
Aug-14	\$49,172.68	\$2,687.29	\$1,645.00	\$127.50		Aug-14	\$5,962.60	
Sep-14		\$3,029.46	\$1,228.50	\$180.30	\$1,558.30	Sep-14		
Oct-14						Oct-14		
Nov-14						Nov-14		
Dec-14						Dec-14		
Jan-15						Jan-15		
Feb-15						Feb-15		
Mar-15						Mar-15		
Apr-15						Apr-15		
May-15						May-15		
Jun-15						Jun-15		
Sub Totals	\$49,172.68	\$8,041.88	\$3,633.00	\$593.55	\$4,705.86	Total	\$9,925.28	
GRAND TOTAL TO DATE							\$66,146.97	
							\$9,925.28	