



Beaufort County
Solid Waste and Recycling Board
Thursday, August 28, 2014
2:00 p.m.
Conference Room, Building 3, Beaufort Industrial Village
104 Industrial Village Road, Beaufort
843.255.2734



In accordance with South Carolina Code of Laws, 1976, Section 30-4-80(d), as amended, all local media was duly notified of the time, date, place and agenda of this meeting.

1. CALL TO ORDER 2:00 pm
 - A. Approval of Agenda
 - B. Approval of Minutes – June 26, 2014 ([backup](#))
2. INTRODUCTIONS
3. PUBLIC COMMENT
4. REPORTS
 - A. Finance Department Report
 - B. Solid Waste and Recycling Division Monthly Report June 2014 ([backup](#))
 - C. Environmental Crime Unit Officer's Report
 - D. Coordinators' Report
5. UNFINISHED BUSINESS
 - A. Transfer Station Site Discussion –
 1. Update - Mr. Minor
 2. Public Education on Transfer Station
 - B. Use of Convenience Centers by non county residents
 1. Camera design and purchase in progress
 - C. Disposal Contract Negotiation with Waste Management for Hickory Hill Landfill
 1. Meeting pending
 - D. Curbside Waste & Recycling Collection
 1. Reduction of Convenience Center hours: Mr. Minor
 - E. Board Requests
6. New Business
 - A. Secure Document Shredding Events
 - B. E-Waste Collection Events
 - C. Marine waste - <http://www.weather.com/news/science/environment/giant-garbage-patch-pacific-20140817>
7. Public Comment
8. Adjournment
 - A. Next Meeting, October 23, 2014, BIV 3, Beaufort Industrial Village



Beaufort County Solid Waste and Recycling Board Meeting Thursday, June 26, 2014 2:00 pm BIV – 3 Conference Room

Attendees:

Dan Duryea, Chairman, District 9 Representative
David R. Uehling, VChair, District 6, Representative
LaShonda Scott, District 5 Representative
Ben Wheatley, District 7 Representative
James Ayers, District 4 Representative (Ex-Officio)
Gary Dukes, MCAS Liaison
Brad Woods, MCRD Liaison
James Minor, Solid Waste Manager
John Miller, Supt. Solid Waste & Recycling
Carol Murphy, Recycling Coordinator

Absentees:

Kim Corley, District 8 Representative
Isaiah Smalls, District 1 Representative (Ex-Officio)
Van Willis, District 2 Representative (Ex-Officio)
Chris Vaigneur, SCDHEC Liaison
Eddie Bellamy, Public Works Director
Rob McFee, Director of E&I

Guests Attending

Cynthia Bensch, County Council Member

1. **Call to Order:** Chairman Duryea, called the meeting to order at 2:00 pm
 - A. **Agenda:** Mr. Uehling motioned, Mr. Wheatley seconded all approved the agenda was approved as written.
 - B. **Minutes:** Ms Scott motioned, Mr. Uehling seconded all approved the May 2014 minutes as written.
2. **Introductions:** All present were introduced.
3. **Public Comment:** There was no public comment.
4. **Monthly Reports**
 - A. **Finance Report:**
 - The Finance report was unavailable because of the closing of the fiscal year. Any questions can be directed to Mr. Minor.
 - B. **SW&R Monthly Reports:**
 - Mr Minor clarified the fully implemented 3-2-1 System: Class 3=MSW, Class 2=C&D/anything that is not yard waste or garbage, Class 1=yard waste. This system addressed the problem of Class II material being disposed of at the Class III landfill as Class III waste due to small amounts of MSW was getting into Class II containers. Staff working with our citizens reduced /eliminated this problem resulting in less material being disposed of as Class III saving tax dollars.
 - He noted that pulls were higher in May because our packer/compaction truck was down for over a month. It has over 250k miles on it and needs replacement.
 - Convenience center totals experienced problems with counters again. St. Helena reached 31k.
 - Recycling totals should exceed 9,000 tons, a landmark total!
 - The recycling credits were reviewed. Between proceeds from commodity sales and rebates from Waste Management we should exceed \$300k. There are no proceeds from any vendor on single stream. The recycling industry continues to discuss the

pros and cons dual stream versus single stream.

C. Environmental Crime Unit Officers' Report

- Mrs. Murphy reviewed photos of illegal dumping cases from ECU reminding viewers to call 255-3510 to report any dumping or littering.
- ECU provided another picture of an unsecured load. If viewers see this type of dangerous load on the highway they should inform non emergency 524-2777 so the vehicle can be stopped.

D. Recycling Coordinator's Report

- The Kiwanis club was announced as the Adopt A Highway Group of the Year and was awarded at County Council on June 23.
- 2015 DHEC Grants Received
 - 2015 Tire Grant = \$3750
 - Education/Outreach ;\$3,000
 - Professional development; \$750.00
 - 2015 Solid Waste Grant = \$10,000
 - Contractor Costs, Equipment and supplies \$ 10,000
 - 2015 Oil Grant = \$33,260
 - Oil Filter \$700.00
 - Professional Development \$750.00
 - Education \$5,000
 - Equipment & Supplies \$26,810
 - 200 H.D. Oil Bottle Bags \$380.00 per 100 = \$760
 - 2nd Gas/Oil Mixture tank w/carport for St Helena site
 - Carport \$2300 + Pad \$2300 + Tank/startup=\$16,150
 - 2nd Used Oil Mixture tank w/carport for Gate site
 - Carport \$2300 + Pad \$2300 + Tank/startup=\$9,900
- Two \$1000 KAB Cigarette Butt Grants awarded to KBCB:
 - Marine Corps Recruit Depot, Paris Island
 - City of Beaufort, Waterfront Park
- Grant award includes purchase of urns, promotional materials, & pocket ash trays

5. Unfinished Business

A. Transfer Station Site

- Mr. Minor noted that the consultants are working on a report to answer various questions posed by County Council regarding number, cost and size of more than one transfer station We should have a report mid July. Mr. Duryea asked if anyone has actually visited a Transfer station besides Mr. Minor. A field trip was suggested.

B. Usage of Beaufort County convenience centers by non county residents.

- Mr. Minor noted that MIS is still working on this issue with cameras etc. Cameras with plate recognition will cost \$15k according to MIS. There are also continuing issues with contractors using the site.

C. 3-2-1 Imitative to simplify waste disposal at Convenience Centers

- Fully implemented at all centers and yielding lower hauling costs. (see B in Monthly Report section)

D. Renegotiations of Disposal Contract with Waste Management for Hickory Hill Landfill

- No meeting has been scheduled as yet.

E. Curbside Waste and Recycling Collection

- Mr. Minor has submitted a proposal to reduce hours at the Convenience Centers to reduce cost noting that no other county in SC has a 7 day a week schedule. The proposal was dropping from 84 hours to 60 hours with closure on Wednesdays and 2 hours less per day on the 12 hour sites. This will be implemented October 4, 2014.
- The SWR Board recommended these changes in 2011.

F. Board Requests

- None at this time.

G. Recycling Services RFP, Completed Contract Awarded to Waste Management of SC

- This contract was awarded to Waste Management, our current contractor, including 4, 1 year renewals. We have been very satisfied with their service.
- Pulls increased by \$4 each to \$137 but processing fees were reduced to \$22 p/ton. Annually cost will increase by \$30k for hauling but reduce \$10k for processing.
- Republic was the only other bidder and only wanted to haul at \$150 p/pull.

6. New Business-None

7. Public Comment – Mr. Duryea welcomed and thanked Councilwoman Bensch for attending the meeting

8. Adjournment - The Meeting ended at 3:01pm.

- The next regular board meeting will be held August 28, 2014, 2:00 pm in BIV 3 Conference Room.

Cc: Mr. Gary T. Kubic, County Administrator
Miss Suzanne Rainey, Clerk to Council
J. Robert McFee, PE, Division Director, Engineering and Infrastructure
Eddie Bellamy, PW Director

Solid Waste and Recycling Division Monthly Update
 June Fiscal Year 2014
 Distributed to the Solid Waste and Recycling Board of Beaufort County

Solid Waste Overall County Convenience Center Tonnage

	June FY13	June FY14
CLASS 3 WASTE (MSW)	2,088.43	1,631.01
CLASS 1 (Yard Waste)	592.26	614.71
CLASS 2 (C&D)	192.00	547.24
TOTAL Convenience Center Tonnage	2,872.69	2,792.96
% of All Residential Disposal from CC	48.47%	46.97%

Solid Waste Overall County Residential Route Tonnage

	June FY13	June FY14
CLASS 3 WASTE (MSW)	2,699.95	2,723.89
CLASS 1 (Yard Waste)	328.20	315.33
CLASS 2 (C&D)	25.52	113.55
TOTAL Residential Route Tonnage	3,053.67	3,152.77
% of All Residential Disposal from Residential Route	51.53%	53.03%

Overall Solid Waste Activity by Solid Waste District

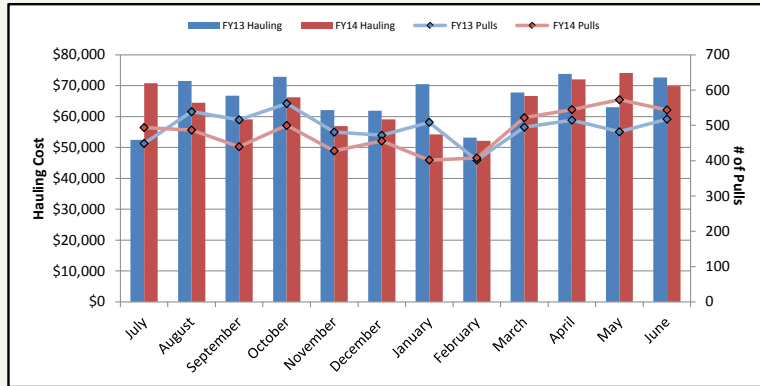
Solid Waste District	CLASS 3 WASTE (MSW)	CLASS 1 (Yard Waste)	CLASS 2 (C&D)	Total District Tonnage
District 1 City of Beaufort	336.68	205.84	0.27	542.79
District 2 Town of Port Royal	130.24	105.74	0.59	236.57
District 3 Town of Hilton Head	1,318.33	143.50	96.08	1,557.91
District 4 Town of Bluffton	501.10	202.65	221.46	925.21
District 5 Sheldon Township	160.27	10.50	23.37	194.14
District 6 Unincorporated Port Royal Island	399.84	108.50	134.17	642.51
District 7 Unincorporated Lady's Island	164.56	0.00	0.00	164.56
District 8 St. Helena & Islands East	420.54	105.40	148.05	673.99
District 9 Unincorporated Bluffton Township	903.40	47.91	36.80	988.11
Daufuskie	19.94	0.00	0.00	19.94
MONTHLY OVERALL COUNTY TONNAGE	4,354.90	4,354.90	660.79	5,945.73
YTD OVERALL COUNTY TONNAGE	47,939.50	8,304.83	5,056.79	61,301.12

Solid Waste and Recycling Division Monthly Update
June Fiscal Year 2014
Distributed to the Solid Waste and Recycling Board of Beaufort County

Solid Waste Hauling Costs

Month	FY13 Hauling	FY14 Hauling
July	\$52,483	\$70,778
August	\$71,536	\$64,508
September	\$66,764	\$59,083
October	\$72,857	\$66,220
November	\$62,075	\$56,931
December	\$61,904	\$59,137
January	\$70,559	\$54,219
February	\$53,195	\$52,205
March	\$67,852	\$66,626
April	\$73,826	\$72,107
May	\$63,014	\$74,165
June	\$72,644	\$69,896
TOTAL	\$788,709	\$765,875

Solid Waste Hauling Costs



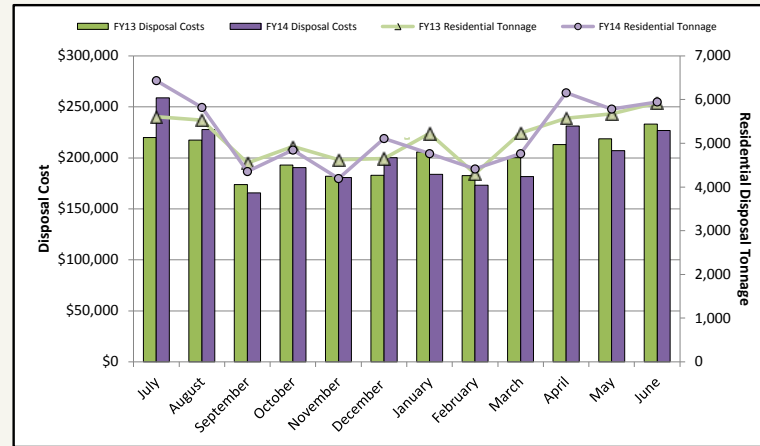
Number of Pulls

Month	FY13 Pulls	FY14 Pulls
July	449	494
August	539	487
September	516	440
October	562	500
November	481	428
December	472	456
January	509	402
February	402	408
March	495	522
April	515	545
May	482	573
June	518	544
TOTAL	5,940	5,799

Solid Waste Disposal Costs

Month	FY13 Disposal Costs	FY14 Disposal Costs
July	\$219,938	\$258,821
August	\$217,433	\$227,667
September	\$173,944	\$165,679
October	\$192,895	\$190,338
November	\$181,958	\$180,669
December	\$182,768	\$200,070
January	\$205,748	\$183,910
February	\$182,627	\$173,127
March	\$200,012	\$181,547
April	\$213,092	\$231,077
May	\$218,519	\$207,006
June	\$233,089	\$226,937
TOTAL	\$2,422,023	\$2,426,849

Solid Waste Disposal Cost



Total County Residential Tonnage Disposal

Month	FY13 Residential Tonnage	FY14 Residential Tonnage
July	5,610	6,433
August	5,529	5,820
September	4,549	4,354
October	4,926	4,845
November	4,625	4,194
December	4,651	5,109
January	5,228	4,763
February	4,304	4,412
March	5,237	4,762
April	5,574	6,154
May	5,674	5,782
June	5,926	5,946
TOTAL	61,833	62,574

Solid Waste Hauling and Disposal Budgets Status

	FY13 Through June	FY14 Through June	FY13 % Expended	FY14 % Expended
Hauling Costs	\$788,709	\$765,875	105%	90%
Disposal Costs	\$2,422,023	\$2,426,849	107%	97%

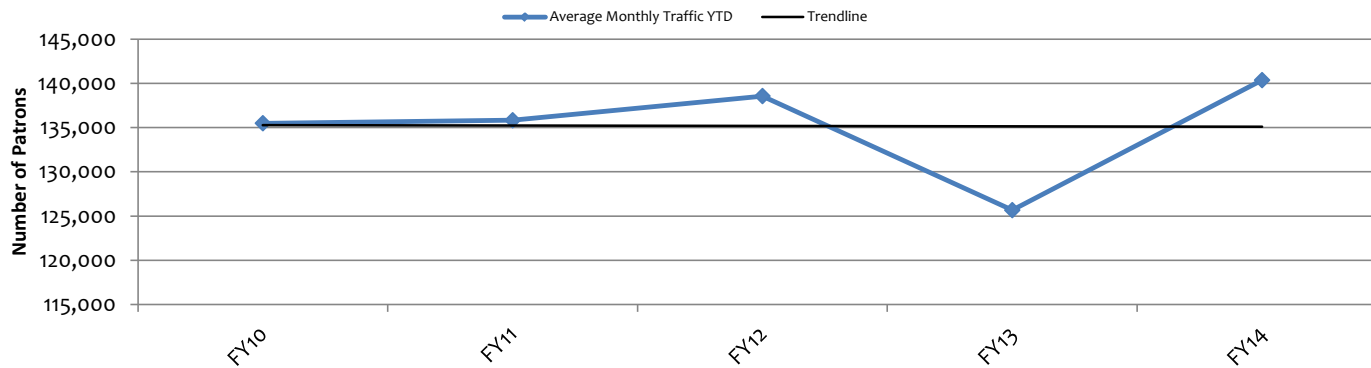
Solid Waste and Recycling Division Monthly Update
 June Fiscal Year 2014
 Distributed to the Solid Waste and Recycling Board of Beaufort County

Monthly Convenience Center Total Traffic Information

	June FY 13	June FY 14
Hilton Head	27,375	22,036
Bluffton	36,308	30,705
Lobeco	7,261	8,089
Sheldon	1,383	1,395
Big Estate	1,134	1,219
Shanklin	15,109	12,986
Gate	13,307	13,202
St. Helena	28,796	31,278
Coffin Point	1,013	1,168
Cuffy	786	866
Pritchardville	11,706	12,284
Total Traffic for ALL Convenience Centers	144,178	135,228

Note: December FY13 Attendant's Numbers. Shanklin & Pritchardville FY14 Attendant's Numbers

Average Monthly Traffic YTD by Fiscal Year

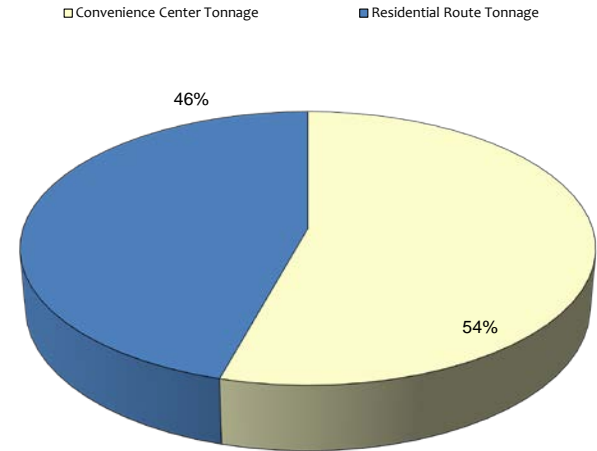


Solid Waste and Recycling Division Monthly Update
June Fiscal Year 2014
Distributed to the Solid Waste and Recycling Board of Beaufort County

Recycling Activity by Solid Waste District

Solid Waste District	Convenience Center Tonnage	Residential Route Tonnage	Overall County Tonnage by District	Commercial Tonnage
District 1 City of Beaufort		77.06	77.06	8.74
District 2 Town of Port Royal		1.57	1.57	0.00
District 3 Town of Hilton Head	111.93	0.00	111.93	73.65
District 4 Town of Bluffton	77.75	0.00	77.75	0.00
District 5 Sheldon Township	0.00	0.00	0.00	0.62
District 6 Unincorporated Port Royal Island	29.78	4.22	34.00	0.00
Solid Waste District 7 Unincorporated Lady's Island		0.00	0.00	0.00
Solid Waste District 8 St. Helena & Islands East	61.84	0.00	61.84	2.25
Solid Waste District 9 Unincorporated Bluffton Township	27.97	177.50	205.47	29.80
Daufuskie		0.00	0.00	0.00
OVERALL COUNTY TONNAGE	309.27	260.35	569.62	115.06
COUNTY TONNAGE PLUS NEWSPAPER	54.67	0.00	624.29	

Monthly Comparison of Residential Recycling Sources



YTD Residential Recycling Tonnage

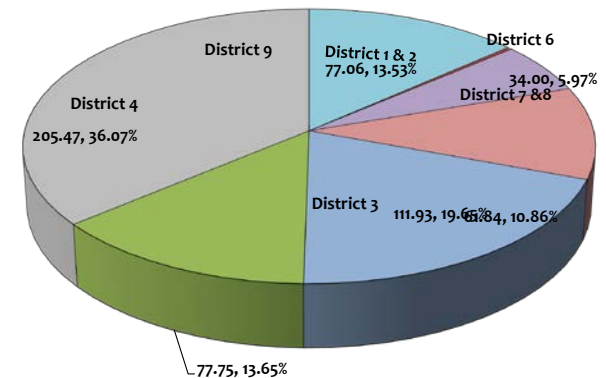
	Convenience Center Tonnage	Residential Route Tonnage	YTD Residential Tonnage
YTD Residential Tonnage	3,539.49	4,885.46	8,424.95
YTD Residential Tonnage + Newspaper			9,388.17

Fiscal Year Overall County Recycling Tonnage & Services Comparison

Month	FY 13 Recycling Tonnage	FY 14 Recycling Tonnage	FY 13 Recycling Services Cost	FY 14 Recycling Services Cost
July	734.20	745.19	\$25,162	\$20,048
August	735.04	743.11	\$27,569	\$30,182
September	693.98	761.25	\$23,251	\$17,748
October	759.38	900.31	\$12,225	\$19,343
November	766.36	856.14	\$28,830	\$31,264
December	758.82	898.15	\$21,182	\$27,927
January	826.54	951.63	\$25,416	\$24,136
February	572.05	721.94	\$6,343	\$17,445
March	745.55	721.94	\$19,603	\$17,445
April	742.28	709.79	\$23,605	\$25,143
May	770.13	754.43	\$17,775	\$19,090
June	631.58	624.29	\$21,843	\$21,130
TOTAL	8,735.90	9,388.17	\$252,805	\$270,900

Residential Tonnage + Newspaper Tonnage NO Commercial Tonnage

Overall County Tonnage Comparison by District



Solid Waste Recycling Budget Status

	FY13 Through June	FY14 Through June	FY13 % Expended YTD	FY14 % Expended YTD
Recycling Services	\$252,805	\$270,900	78%	77%

Solid Waste and Recycling Division Monthly Update

Fiscal Year 2014

Distributed to the Solid Waste and Recycling Board of Beaufort County

Fiscal Year 14 Recycling Revenue

Month/Year	Charleston Steel	Erik Tomsson Enterprises LLC	Santee Cooper	Interstate Batteries/Lo wC Metal
Jul-13	\$37,011.01	\$3,265.85	\$1,197.00	\$444.98
Aug-13	\$3,091.00	\$2,443.69	\$728.00	\$140.00
Sep-13	\$583.00	\$2,972.92	\$1,967.00	\$140.00
Oct-13	\$30,502.21	\$2,908.82	\$1,183.00	\$463.20
Nov-13		\$2,885.82	\$1,708.00	\$510.48
Dec-13		\$3,990.73	\$2,268.00	
Jan-14		\$2,508.40		
Feb-14		\$2,156.04	\$647.50	
Mar-14	\$35,187.06	\$2,508.40	\$1,323.00	\$467.25
Apr-14		\$3,319.04	\$973.00	\$220.65
May-14		\$3,038.31	\$938.00	\$93.00
Jun-14		\$2,459.95	\$2,856.00	
Sub Totals	\$106,374.28	\$34,457.97	\$15,788.50	\$2,479.56
GRAND TOTAL TO DATE				\$159,100.31

Fiscal Year 14 MRF Credit

Month/Year	Waste Management (MRF) *credit towards processing costs
Jul-13	\$18,258.60
Aug-13	\$6,550.48
Sep-13	\$16,240.15
Oct-13	\$18,095
Nov-13	\$4,966
Dec-13	\$12,506
Jan-14	\$12,253
Feb-14	\$14,006
Mar-14	\$14,817
Apr-14	\$12,642
May-14	\$21,036
Jun-14	\$22,153
Total	\$173,522.33

Solid Waste and Recycling Division Monthly Update
 July Fiscal Year 2015
 Distributed to the Solid Waste and Recycling Board of Beaufort County

Solid Waste Overall County Convenience Center Tonnage

	July FY14	July FY15
CLASS 3 WASTE (MSW)	2,285.10	1,690.00
CLASS 1 (Yard Waste)	488.78	598.50
CLASS 2 (C&D)	199.95	581.63
TOTAL Convenience Center Tonnage	2,973.83	2,870.13
% of All Residential Disposal from CC	46.14%	44.84%

Solid Waste Overall County Residential Route Tonnage

	July FY14	July FY15
CLASS 3 WASTE (MSW)	3,193.84	3,151.29
CLASS 1 (Yard Waste)	254.58	342.86
CLASS 2 (C&D)	23.58	36.79
TOTAL Residential Route Tonnage	3,472.00	3,530.94
% of All Residential Disposal from Residential Route	53.86%	55.16%

Overall Solid Waste Activity by Solid Waste District

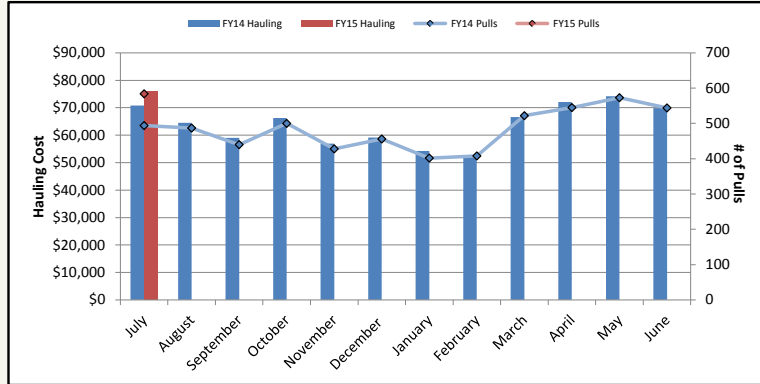
Solid Waste District	CLASS 3 WASTE (MSW)	CLASS 1 (Yard Waste)	CLASS 2 (C&D)	Total District Tonnage
District 1 City of Beaufort	305.44	164.91	1.07	471.42
District 2 Town of Port Royal	127.78	125.06	0.42	253.26
District 3 Town of Hilton Head	1,664.16	136.50	99.71	1,900.37
District 4 Town of Bluffton	462.81	193.08	273.36	929.25
District 5 Sheldon Township	158.94	32.69	34.14	225.77
District 6 Unincorporated Port Royal Island	452.10	94.61	134.52	681.23
District 7 Unincorporated Lady's Island	190.45	18.20	18.75	227.40
District 8 St. Helena & Islands East	416.99	127.59	56.45	601.03
District 9 Unincorporated Bluffton Township	1,040.07	48.72	0.00	1,088.79
Daufuskie	22.55	0.00	0.00	22.55
MONTHLY OVERALL COUNTY TONNAGE	4,841.29	941.36	618.42	6,401.07
YTD OVERALL COUNTY TONNAGE	4,841.29	941.36	618.42	6,401.07

Solid Waste and Recycling Division Monthly Update
 July Fiscal Year 2015
 Distributed to the Solid Waste and Recycling Board of Beaufort County

Solid Waste Hauling Costs

Month	FY14 Hauling	FY15 Hauling
July	\$70,778	\$76,214
August	\$64,508	
September	\$59,083	
October	\$66,220	
November	\$56,931	
December	\$59,137	
January	\$54,219	
February	\$52,205	
March	\$66,626	
April	\$72,107	
May	\$74,165	
June	\$69,896	
TOTAL	\$765,875	\$76,214

Solid Waste Hauling Costs



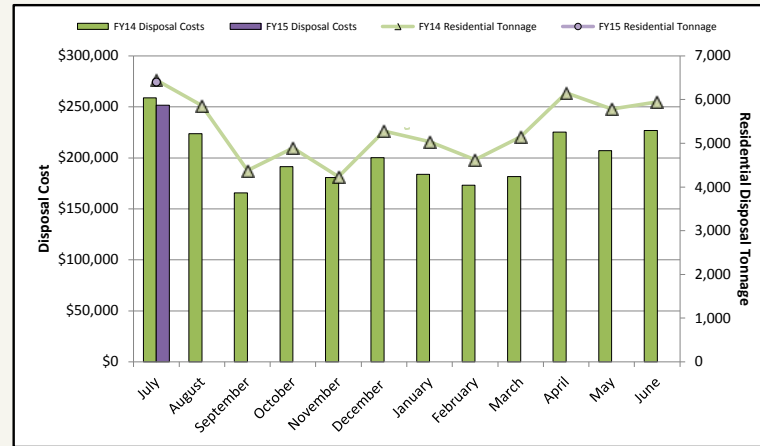
Number of Pulls

Month	FY14 Pulls	FY15 Pulls
July	494	584
August	487	
September	440	
October	500	
November	428	
December	456	
January	402	
February	408	
March	522	
April	545	
May	573	
June	544	
TOTAL	5,799	584

Solid Waste Disposal Costs

Month	FY14 Disposal Costs	FY15 Disposal Costs
July	\$258,821	\$251,757
August	\$223,617	
September	\$165,679	
October	\$191,394	
November	\$180,669	
December	\$200,070	
January	\$183,910	
February	\$173,127	
March	\$181,547	
April	\$225,321	
May	\$207,006	
June	\$226,937	
TOTAL	\$2,418,099	\$251,757

Solid Waste Disposal Cost



Total County Residential Tonnage Disposal

Month	FY14 Residential Tonnage	FY15 Residential Tonnage
July	6,446	6,401
August	5,864	
September	4,377	
October	4,892	
November	4,235	
December	5,277	
January	5,037	
February	4,626	
March	5,146	
April	6,154	
May	5,782	
June	5,946	
TOTAL	63,782	6,401

Solid Waste Hauling and Disposal Budgets Status

	FY14 Through July	FY15 Through July	FY14 % Expended	FY15 % Expended
Hauling Costs	\$70,778	\$76,214	9%	9%
Disposal Costs	\$258,821	\$251,757	11%	10%

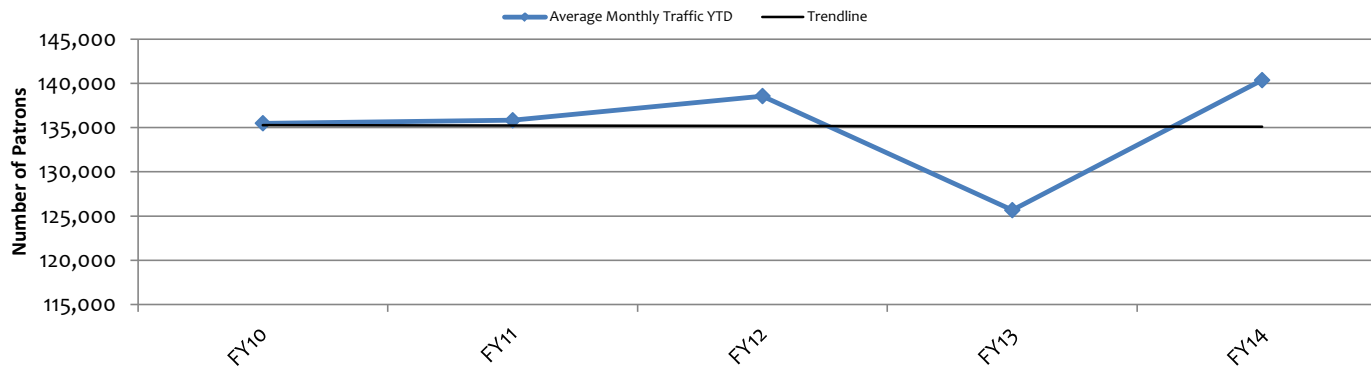
Solid Waste and Recycling Division Monthly Update
 July Fiscal Year 2015
 Distributed to the Solid Waste and Recycling Board of Beaufort County

Monthly Convenience Center Total Traffic Information

	June FY 14	July FY 15
Hilton Head	23,369	26,428
Bluffton	28,576	33,327
Lobeco	8,208	8,203
Sheldon	1,357	1,487
Big Estate	1,249	1,275
Shanklin	12,451	12,618
Gate	13,627	14,146
St. Helena	31,659	29,609
Coffin Point	1,319	1,648
Cuffy	861	898
Pritchardville	12,430	13,206
Total Traffic for ALL Convenience Centers	135,106	142,845

Note: December FY13 Attendant's Numbers. Shanklin & Pritchardville FY14 Attendant's Numbers

Average Monthly Traffic YTD by Fiscal Year

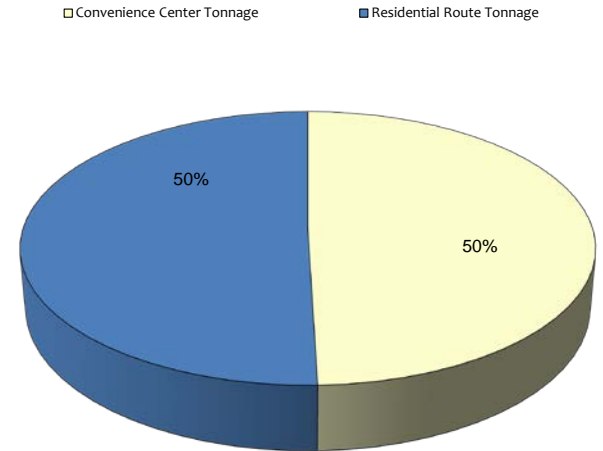


Solid Waste and Recycling Division Monthly Update
July Fiscal Year 2015
Distributed to the Solid Waste and Recycling Board of Beaufort County

Recycling Activity by Solid Waste District

Solid Waste District	Convenience Center Tonnage	Residential Route Tonnage	Overall County Tonnage by District	Commercial Tonnage
District 1 City of Beaufort		112.80	112.80	0.00
District 2 Town of Port Royal		0.00	0.00	0.00
District 3 Town of Hilton Head	110.01	35.74	145.75	3.02
District 4 Town of Bluffton	98.13	0.00	98.13	0.00
District 5 Sheldon Township	7.75	0.00	7.75	0.00
District 6 Unincorporated Port Royal Island	25.80	0.00	25.80	0.00
Solid Waste District 7 Unincorporated Lady's Island		0.00	0.00	0.00
Solid Waste District 8 St. Helena & Islands East	64.89	0.00	64.89	0.00
Solid Waste District 9 Unincorporated Bluffton Township	29.27	193.74	223.01	1.66
Daufuskie		0.00	0.00	0.00
OVERALL COUNTY TONNAGE	335.85	342.28	678.13	4.68
COUNTY TONNAGE PLUS NEWSPAPER	51.67	0.00	729.80	

Monthly Comparison of Residential Recycling Sources



YTD Residential Recycling Tonnage

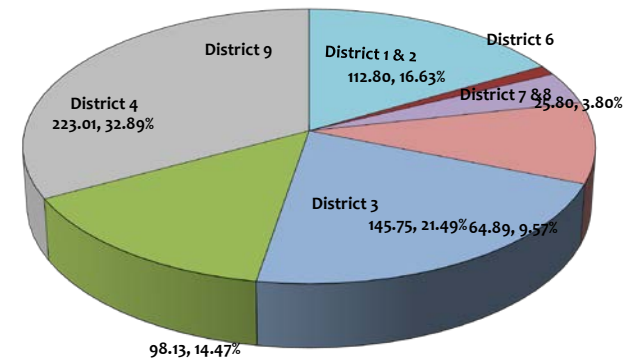
	Convenience Center Tonnage	Residential Route Tonnage	YTD Residential Tonnage
YTD Residential Tonnage	335.85	342.28	678.13
YTD Residential Tonnage + Newspaper			729.80

Fiscal Year Overall County Recycling Tonnage & Services Comparison

Month	FY 14 Recycling Tonnage	FY 15 Recycling Tonnage	FY 14 Recycling Services Cost	FY 15 Recycling Services Cost
July	745.19	729.80	\$20,048	\$22,840
August	743.11			
September	761.25			
October	900.31			
November	856.14			
December	898.15			
January	951.63			
February	721.94			
March	721.94			
April	709.79			
May	754.43			
June	624.29			
TOTAL	9,388.17	729.80	\$20,048	\$22,840

Residential Tonnage + Newspaper Tonnage NO Commercial Tonnage

Overall County Tonnage Comparison by District



Solid Waste Recycling Budget Status

	FY14 Through July	FY15 Through July	FY14 % Expended YTD	FY15 % Expended YTD
Recycling Services	\$20,048	\$22,840	6%	7%

Solid Waste and Recycling Division Monthly Update

Fiscal Year 2015

Distributed to the Solid Waste and Recycling Board of Beaufort County

Fiscal Year 15 Recycling Revenue

Month/Year	Charleston Steel	Erik Tomsson Enterprises LLC	Santee Cooper	Interstate Batteries/Lo wC Metal
Jul-14		\$3,319.04	\$759.50	
Aug-14				
Sep-14				
Oct-14				
Nov-14				
Dec-14				
Jan-15				
Feb-15				
Mar-15				
Apr-15				
May-15				
Jun-15				
Sub Totals		\$3,319.04	\$759.50	
GRAND TOTAL TO DATE				\$4,078.54

Fiscal Year 15 MRF Credit

Month/Year	Waste Management (MRF) *credit towards processing costs
Jul-13	\$16,398.76
Aug-13	
Sep-13	
Oct-13	
Nov-13	
Dec-13	
Jan-14	
Feb-14	
Mar-14	
Apr-14	
May-14	
Jun-14	
Total	\$16,398.76