



Beaufort County
Solid Waste and Recycling Board
Thursday, January 23, 2014
2:00 p.m.

Conference Room, Building 2, Beaufort Industrial Village
102 Industrial Village Road, Beaufort
843.255.2734

In accordance with South Carolina Code of Laws, 1976, Section 30-4-80(d), as amended, all local media was duly notified of the time, date, place and agenda of this meeting.

1. CALL TO ORDER – 2:00 p.m.
 - A. Approval of Agenda
 - B. Approval of Minutes – [November 21, 2013](#)
2. INTRODUCTIONS
3. PUBLIC COMMENT
4. REPORTS
 - A. Finance Department Reports
 - B. Solid Waste & Recycling Division Monthly Reports, [November](#) & [December](#) 2013
 - C. Environmental Crime Unit Officers' Report
 - D. Recycling Coordinators' Report
5. UNFINISHED BUSINESS
 - A. Transfer Station Site - No update
 - B. Use of Convenience Centers by non county residents – No update
 - C. 3-2-1 Initiative to simplify waste disposal at Convenience Centers – No update
 - D. Negotiation of Disposal Contract with Waste Management for Hickory Hill Landfill – No update
 - E. Curbside Waste & Recycling Collection
6. NEW BUSINESS
 - A. Approval of 2014 Meeting Schedule
 - B. Discussion of Ewaste and Shredding Events
7. PUBLIC COMMENT
8. ADJOURNMENT
 - A. Next Meeting, March 27, 2014, BIV 2, Beaufort Industrial Village





Beaufort County Solid Waste and Recycling Board Meeting Thursday, November 21, 2013 2:00 pm BIV – 2 Conference Room

Attendees:

Dan Duryea, Chairman, District 9 Representative
David R. Uehling, VChair, District 6, Representative
Kim Corley, District 8 Representative(new)
LaShonda Scott, District 5 Representative
Chris Vaigneur, SCDHEC Liason
Gary Dukes, MCAS Liaison
James Ayers, District 4 Representative (Ex-Officio)
Rob McFee, Director of E&I
James Minor, Solid Waste Manager
Carol Murphy, Recycling Coordinator

Absentees:

Isaiah Smalls, District 1 Representative (Ex-Officio)
Van Willis, District 2 Representative (Ex-Officio)
Ben Wheatley, District 7 Representative
Brad Woods, MCRD Liaison
Eddie Bellamy, Public Works Director
John Miller, Supt. Solid Waste & Recycling
Vacant, Information Coord/Analyst

Guests Attending

John Hubbard, SWR Dept
Tom Soder, Erik Thomason Enterprises LLC

1. **Call to Order:** Chairman Duryea, called the meeting to order at 2:05 pm

A. **Agenda:** Mr. Uehling motioned, Ms Corley seconded all approved the agenda as written.

B. **Minutes:** Mr. Duryea motioned, Ms Scott seconded all approved the October minutes as written.

2. **Introductions:** All present were introduced.

3. **Public Comment:** There was no public comment.

4. Monthly Reports

A. Finance Report:

- The Finance report was reviewed by Mr. Minor. Any questions can be directed to Mr. Minor.

B. SW&R Monthly Reports:

- Mr Minor presented the reports noting that about 60% of our waste is generated SOB and 40% NOB. The budget is in line and hauling and disposal fall back in seasonal levels..
- The Town of Hilton Head has banned burning so we are anticipating an increase in yard waste in that district.
- St Helena exceeds all other districts in C&D material. Operations folks surveyed have observed that most is lumber. Mr. Minor said carpet continues to be another issue that we are investigating for solutions.
- Traffic flow was 135k patrons for all centers noting continuing problems with counters.
- The Hilton Head curbside program increased to 237 tons in the curbside program, almost a 100 ton increase, while the convenience center level was at 90 tons.
- Mr. Minor expects recycling to exceed 9000 tons this FY. \$19,343 was received for the October MRF credit. Additionally, \$87,815 in revenue from scrap newspaper, oil, etc. was received for the year.

C. Environmental Crime Unit Officers' Report

- This month ECU has been dealing with the usual illegal dumps along roadways and metal theft from the Simmonsville Metal Pile. The BCSO has been responding to complaints about telephone books being dropped on driveways all over the county and is receiving good follow-up from Hargray.

D. Recycling Coordinator's Report

- The 2014 event schedule was presented for public information. Many calls have been received about Electronics; January 18, 2014- Electronics & Paper Shredding, Both locations
- America Recycles Day was celebrated November 15th with attendants wearing reflective t-shirts and message.. The county campaign included Reduce, Reuse, Recycle and RETHINK its 2 good to waste!
- November 20, 2013, AAH Groups met with SC Representative Shannon Ericson, William McBride, County Council member and SCDOT Reps. Attendees shared info and ideas to resolve mowing and other issues.

5. Unfinished Business

A. Transfer Station Site

- County Council passed a resolution not to use the Okatie site as a transfer station, 6 to 5. Staff is supposed to research other uses for this property.
- Mr. Minor reminded the board that the Solid Waste Management plan recognizes the need for a transfer station. We have been exploring this concept for almost ten years.
- The landfill has less than 13 years and the county must be prepared for this fact.
- Mr Duryea suggested that the SWR board write an opinion for council reaffirming the position to council that we must plan for the future.
- Mr. Uehling noted that we had done that two years ago and should address again as an agenda item in January.

B. Usage of Beaufort County convenience centers by non county residents-no update

C. 3-2-1 Imitative to simplify waste disposal at Convenience Centers

- As we implement this system it is beginning to cut down hauls of C&D cans resulting in lower hauling costs

D. Renegotiations of Disposal Contract with Waste Management for Hickory Hill Landfill

- No response from Waste Management

E. Curbside Waste and Recycling Collection

- No progress to report at this time but we need to promote the growth of curbside as the county continues to urbanize.
- Mr Duryea suggested that Jim present to the quarterly meeting of HOA managers in an effort to get them to consider curbside in their communities.

6. New Business

- Mr. Minor introduced John Hubbard, Maintenance Tech and hazardous waste specialist for the SWR department. His hard work and efforts were noted.

7. Public Comment - There was no public comment.

8. Adjournment - The Meeting ended at 4:10 pm.

- The next regular board meeting will be held January 23, 2014, 2:00 pm in BIV 2 Conference Room.

Cc: Mr. Gary T. Kubic, County Administrator
Miss Suzanne Rainey, Clerk to Council
J. Robert McFee, PE, Division Director, Engineering and Infrastructure
Eddie Bellamy, PW Director

Solid Waste and Recycling Division Monthly Update
 November Fiscal Year 2014
 Distributed to the Solid Waste and Recycling Board of Beaufort County

Solid Waste Overall County Convenience Center Tonnage

	November FY13	November FY14
Household & Bulky	1,652.88	1,653.07
Yard Waste	384.00	534.54
Construction & Demolition (C&D)	176.70	132.30
TOTAL Convenience Center Tonnage	2,213.58	2,319.91
% of All Residential Disposal from CC	47.86%	55.32%

Solid Waste Overall County Residential Route Tonnage

	November FY13	November FY14
Household & Bulky	2,191.38	1,642.08
Yard Waste	212.70	216.64
Construction & Demolition (C&D)	7.19	15.05
TOTAL Residential Route Tonnage	2,411.27	1,873.77
% of All Residential Disposal from Residential Route	52.14%	44.68%

Overall Solid Waste Activity by Solid Waste District

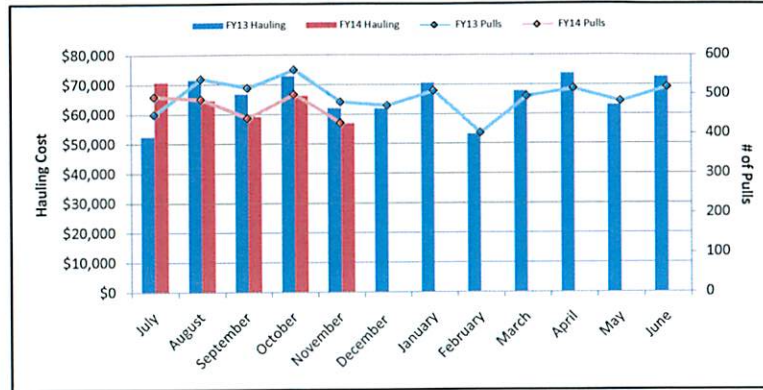
Solid Waste District	MSW & Bulky	Yard Waste	C&D	Total District Tonnage
District 1 City of Beaufort	254.45	122.80	3.23	380.48
District 2 Town of Port Royal	98.62	80.78	0.00	179.40
District 3 Town of Hilton Head	810.81	70.00	0.00	880.81
District 4 Town of Bluffton	518.97	98.00	0.00	616.97
District 5 Sheldon Township	153.00	11.25	0.41	164.66
District 6 Unincorporated Port Royal Island	399.21	107.22	0.42	506.85
District 7 Unincorporated Lady's Island	159.99	7.44	6.12	173.55
District 8 St. Helena & Islands East	351.27	73.33	137.17	561.77
District 9 Unincorporated Bluffton Township	534.25	180.36	0.00	714.61
Daufuskie	14.58	0.00	0.00	14.58
MONTHLY OVERALL COUNTY TONNAGE	3,295.15	751.18	147.35	4,193.68
YTD OVERALL COUNTY TONNAGE	20,772.16	3,633.43	1,130.03	25,535.62

Solid Waste and Recycling Division Monthly Update
November Fiscal Year 2014
Distributed to the Solid Waste and Recycling Board of Beaufort County

Solid Waste Hauling Costs

Month	FY13 Hauling	FY14 Hauling
July	\$52,483	\$70,778
August	\$71,536	\$64,508
September	\$66,764	\$59,083
October	\$72,857	\$66,220
November	\$62,075	\$56,931
December	\$61,904	
January	\$70,559	
February	\$53,195	
March	\$67,852	
April	\$73,826	
May	\$63,014	
June	\$72,644	
TOTAL	\$788,709	\$317,520

Solid Waste Hauling Costs



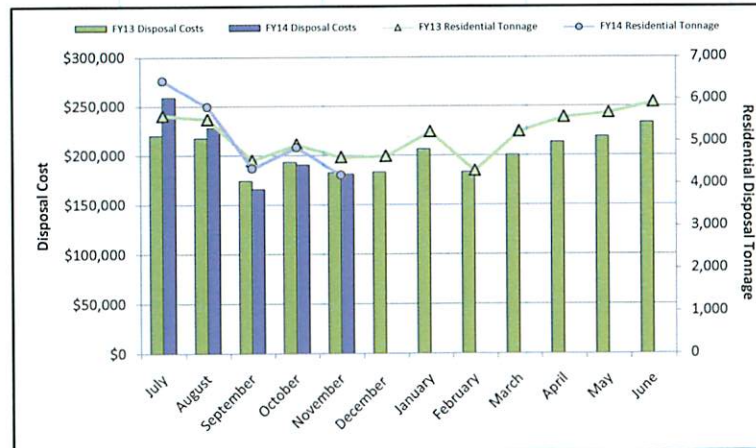
Number of Pulls

Month	FY13 Pulls	FY14 Pulls
July	449	494
August	539	487
September	516	440
October	562	500
November	481	428
December	472	
January	509	
February	402	
March	495	
April	515	
May	482	
June	518	
TOTAL	5,940	2,349

Solid Waste Disposal Costs

Month	FY13 Disposal Costs	FY14 Disposal Costs
July	\$219,938	\$258,821
August	\$217,433	\$227,667
September	\$173,944	\$165,679
October	\$192,895	\$190,338
November	\$181,958	\$180,669
December	\$182,768	
January	\$205,748	
February	\$182,627	
March	\$200,012	
April	\$213,092	
May	\$218,519	
June	\$233,089	
TOTAL	\$2,422,023	\$1,023,173

Solid Waste Disposal Cost



Total County Residential Tonnage Disposal

Month	FY13 Residential Tonnage	FY14 Residential Tonnage
July	5,610	6,433
August	5,529	5,820
September	4,549	4,354
October	4,926	4,845
November	4,625	4,194
December	4,651	
January	5,228	
February	4,304	
March	5,237	
April	5,574	
May	5,674	
June	5,926	
TOTAL	61,833	25,646

Solid Waste Hauling and Disposal Budgets Status

	FY13 Through November	FY14 Through November	FY13 % Expended	FY14 % Expended
Hauling Costs	\$263,640	\$317,520	35%	37%
Disposal Costs	\$804,210	\$1,023,173	36%	41%

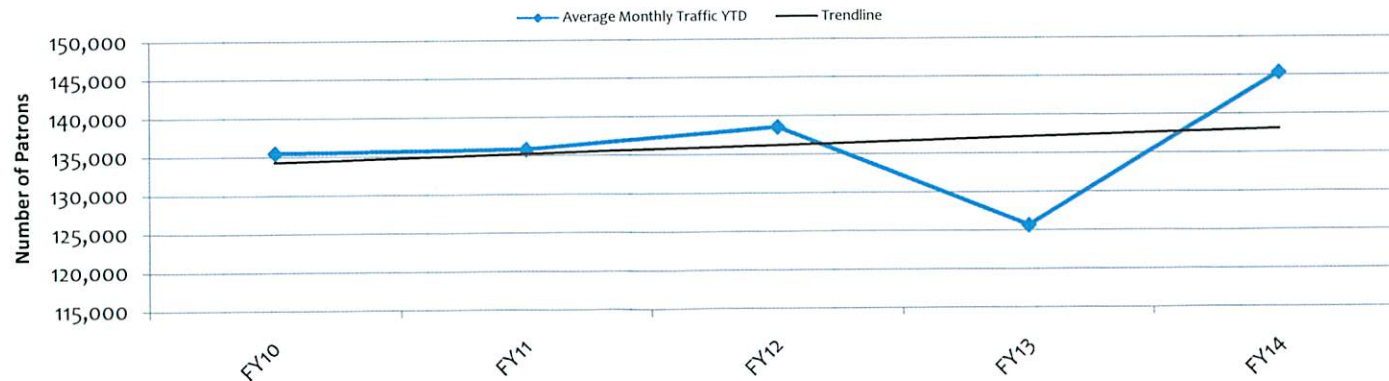
Solid Waste and Recycling Division Monthly Update
 November Fiscal Year 2014
 Distributed to the Solid Waste and Recycling Board of Beaufort County

Monthly Convenience Center Total Traffic Information

	November FY 13	November FY 14
Hilton Head	24,678	21,997
Bluffton	28,008	1,150
Lobeco	6,169	7,289
Sheldon	1,227	969
Big Estate	1,086	11,802
Shanklin	10,432	21,360
Gate	12,456	929
St. Helena	23,043	791
Coffin Point	1,165	25,408
Cuffy	746	29,860
Pritchardville	11,109	11,261
Total Traffic for ALL Convenience Centers	126,825	132,816

Note: November FY13 Attendant's Numbers. Shanklin & Pritchardville FY14 Attendant's Numbers

Average Monthly Traffic YTD by Fiscal Year

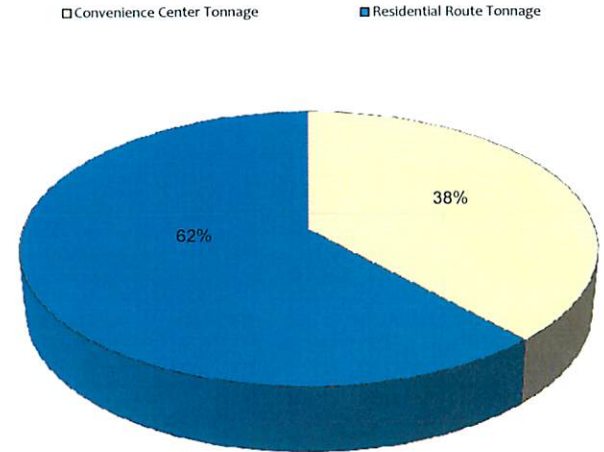


Solid Waste and Recycling Division Monthly Update
November Fiscal Year 2014
Distributed to the Solid Waste and Recycling Board of Beaufort County

Recycling Activity by Solid Waste District

Solid Waste District	Convenience Center Tonnage	Residential Route Tonnage	Overall County Tonnage by District	Commercial Tonnage
District 1 City of Beaufort		95.74	95.74	0.00
District 2 Town of Port Royal			0.00	0.00
District 3 Town of Hilton Head	97.76	211.54	309.30	
District 4 Town of Bluffton	93.33	104.87	198.20	
District 5 Sheldon Township			0.00	
District 6 Unincorporated Port Royal Island	22.47		22.47	0.00
Solid Waste District 7 Unincorporated Lady's Island			0.00	0.00
Solid Waste District 8 St. Helena & Islands East	59.91		59.91	0.00
Solid Waste District 9 Unincorporated Bluffton Township	29.17	77.22	106.39	0.00
Daufuskie			0.00	0.00
OVERALL COUNTY TONNAGE	302.64	489.37	792.01	0.00
COUNTY TONNAGE PLUS NEWSPAPER	64.13	0.00	856.14	

Monthly Comparison of Residential Recycling Sources



YTD Residential Recycling Tonnage

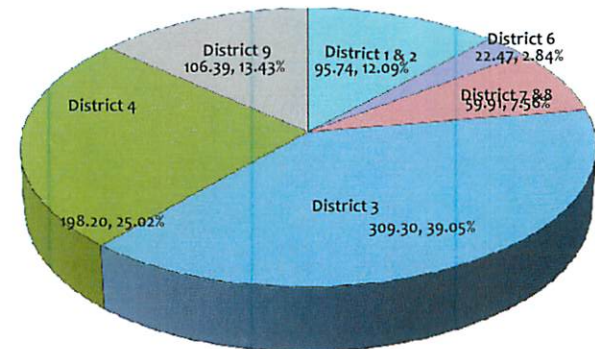
	Convenience Center Tonnage	Residential Route Tonnage	YTD Residential Tonnage
YTD Residential Tonnage	1,126.57	1,797.19	3,478.97
YTD Residential Tonnage + Newspaper			3,177.13

Fiscal Year Overall County Recycling Tonnage & Services Comparison

Month	FY 13 Recycling Tonnage	FY 14 Recycling Tonnage	FY 13 Recycling Services Cost	FY 14 Recycling Services Cost
July	734.20	745.19	\$25,162	\$20,048
August	735.04	743.11	\$27,569	\$30,182
September	693.98	761.25	\$23,251	\$17,748
October	759.38	900.31	\$12,225	\$19,343
November	766.33	856.14	\$28,830	\$31,264
December	758.82		\$21,182	
January	826.54		\$25,416	
February	698.94		\$6,343	
March	745.55		\$19,603	
April	742.28		\$23,605	
May	770.13		\$17,775	
June	691.63		\$21,843	
TOTAL	8,922.82	4,006.00	\$252,805	\$118,584

Residential Tonnage + Newspaper Tonnage NO Commercial Tonnage

Overall County Tonnage Comparison by District



Solid Waste Recycling Budget Status

	FY13 Through November	FY14 Through November	FY13 % Expended YTD	FY14 % Expended YTD
Recycling Services	\$117,038	\$118,584	36%	34%

Solid Waste and Recycling Division Monthly Update

Fiscal Year 2014

Distributed to the Solid Waste and Recycling Board of Beaufort County

Fiscal Year 14 Recycling Revenue

Month/Year	Charleston Steel	Erik Tomsson Enterprises LLC	Santee Cooper	Interstate Batteries/LowC Metal
Jul-13	\$37,011.01	\$2,927.44	\$1,197.00	\$140.00
Aug-13	\$3,091.00	\$2,443.69	\$728.00	\$140.00
Sep-13		\$2,972.92	\$1,967.00	\$140.00
Oct-13	\$30,502.21	\$2,908.82	\$1,183.00	\$463.20
Nov-13		\$2,908.82	\$1,708.00	
Dec-13				
Jan-14				
Feb-14				
Mar-14				
Apr-14				
May-14				
Jun-14				
Sub Totals	\$70,604.22	\$14,161.69	\$6,783.00	\$883.20
GRAND TOTAL TO DATE				\$92,432.11

Fiscal Year 14 MRF Credit

Month/Year	Waste Management (MRF) *credit towards processing costs
Jul-13	\$18,258.60
Aug-13	\$6,550.48
Sep-13	\$16,240.15
Oct-13	\$18,095
Nov-13	\$4,966
Dec-13	
Jan-14	
Feb-14	
Mar-14	
Apr-14	
May-14	
Jun-14	
Total	\$64,109.98

Solid Waste and Recycling Division Monthly Update
December Fiscal Year 2014
Distributed to the Solid Waste and Recycling Board of Beaufort County

Solid Waste Overall County Convenience Center Tonnage

	December FY13	December FY14
Household & Bulky	1,806.98	1,803.90
Yard Waste	291.62	371.22
Construction & Demolition (C&D)	184.33	368.05
TOTAL Convenience Center Tonnage	2,282.93	2,543.17
% of All Residential Disposal from CC	46.59%	49.78%

Solid Waste Overall County Residential Route Tonnage

	December FY13	December FY14
Household & Bulky	2,219.26	2,247.63
Yard Waste	356.91	303.33
Construction & Demolition (C&D)	41.23	14.62
TOTAL Residential Route Tonnage	2,617.40	2,565.58
% of All Residential Disposal from Residential Route	53.41%	50.22%

Overall Solid Waste Activity by Solid Waste District

Solid Waste District	MSW & Bulky	Yard Waste	C&D	Total District Tonnage
District 1 City of Beaufort	306.19	182.47	0.00	488.66
District 2 Town of Port Royal	112.83	97.81	0.00	210.64
District 3 Town of Hilton Head	880.25	73.83	2.16	956.24
District 4 Town of Bluffton	465.33	144.14	174.60	784.07
District 5 Sheldon Township	166.16	0.46	2.05	168.67
District 6 Unincorporated Port Royal Island	499.51	82.51	42.35	624.37
District 7 Unincorporated Lady's Island	174.57	17.34	8.31	200.22
District 8 St. Helena & Islands East	360.64	62.95	153.20	576.79
District 9 Unincorporated Bluffton Township	1,078.82	13.04	0.00	1,091.86
Daufuskie	7.23	0.00	0.00	7.23
MONTHLY OVERALL COUNTY TONNAGE	4,051.53	674.55	382.67	5,108.75
YTD OVERALL COUNTY TONNAGE	24,823.69	4,307.98	1,512.70	30,644.37

Solid Waste and Recycling Division Monthly Update
December Fiscal Year 2014
Distributed to the Solid Waste and Recycling Board of Beaufort County

Solid Waste Hauling Costs

Month	FY13 Hauling	FY14 Hauling
July	\$52,483	\$70,778
August	\$71,536	\$64,508
September	\$66,764	\$59,083
October	\$72,857	\$66,220
November	\$62,075	\$56,931
December	\$61,904	\$64,508
January	\$70,559	
February	\$53,195	
March	\$67,852	
April	\$73,826	
May	\$63,014	
June	\$72,644	
TOTAL	\$788,709	\$382,028

Solid Waste Hauling Costs



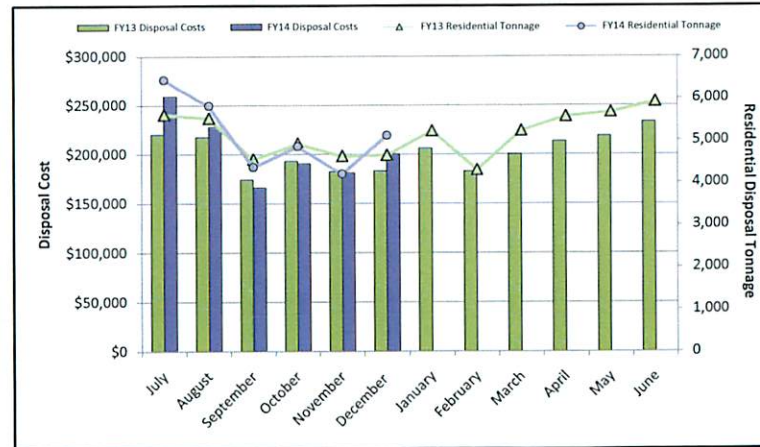
Number of Pulls

Month	FY13 Pulls	FY14 Pulls
July	449	494
August	539	487
September	516	440
October	562	500
November	481	428
December	472	456
January	509	
February	402	
March	495	
April	515	
May	482	
June	518	
TOTAL	5,940	2,805

Solid Waste Disposal Costs

Month	FY13 Disposal Costs	FY14 Disposal Costs
July	\$219,938	\$258,821
August	\$217,433	\$227,667
September	\$173,944	\$165,679
October	\$192,895	\$190,338
November	\$181,958	\$180,669
December	\$182,768	\$200,070
January	\$205,748	
February	\$182,627	
March	\$200,012	
April	\$213,092	
May	\$218,519	
June	\$233,089	
TOTAL	\$2,422,023	\$1,223,244

Solid Waste Disposal Cost



Total County Residential Tonnage Disposal

Month	FY13 Residential Tonnage	FY14 Residential Tonnage
July	5,610	6,433
August	5,529	5,820
September	4,549	4,354
October	4,926	4,845
November	4,625	4,194
December	4,651	5,109
January	5,228	
February	4,304	
March	5,237	
April	5,574	
May	5,674	
June	5,926	
TOTAL	61,833	30,754

Solid Waste Hauling and Disposal Budgets Status

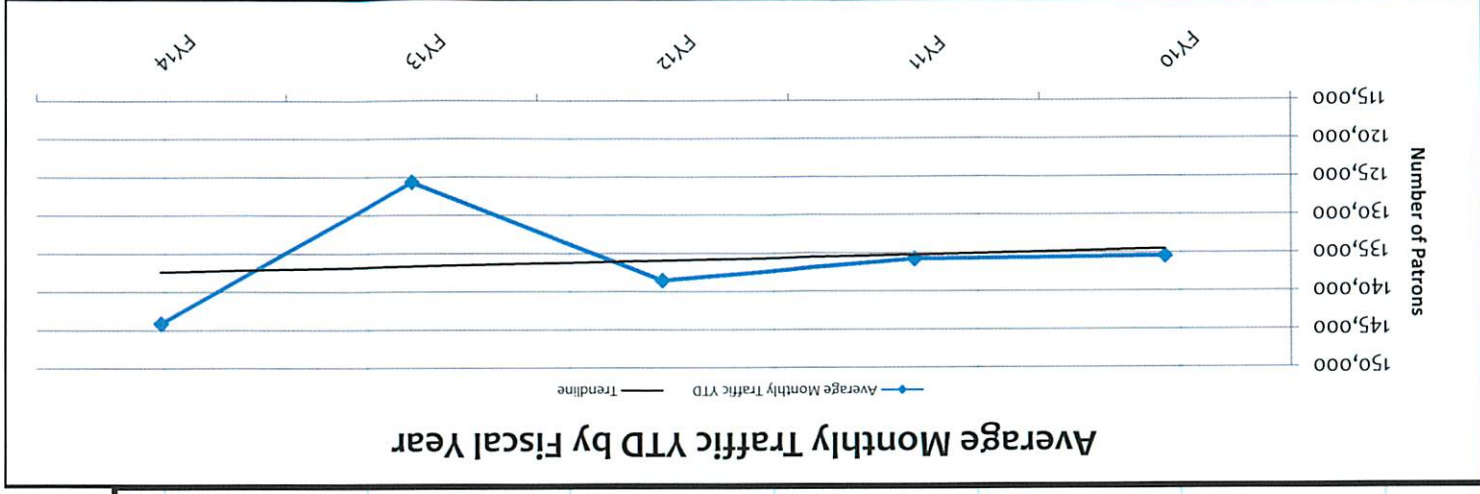
	FY13 Through December	FY14 Through December	FY13 % Expended	FY14 % Expended
Hauling Costs	\$387,619	\$382,028	52%	45%
Disposal Costs	\$1,168,936	\$1,223,244	52%	49%

Solid Waste and Recycling Division Monthly Update
 December Fiscal Year 2014
 Distributed to the Solid Waste and Recycling Board of Beaufort County

Monthly Convenience Center Total Traffic Information

December FY 13	December FY 14
26,352	22,302
36,507	31,679
6,851	7,656
1,151	1,395
1,259	1,235
11,470	11,408
14,418	12,516
23,582	29,924
1,347	970
789	750
14,371	11,831
138,097	131,666

Note: December FY13 Attendand's Numbers, Shanklin & Pritchardville FY14 Attendand's Numbers

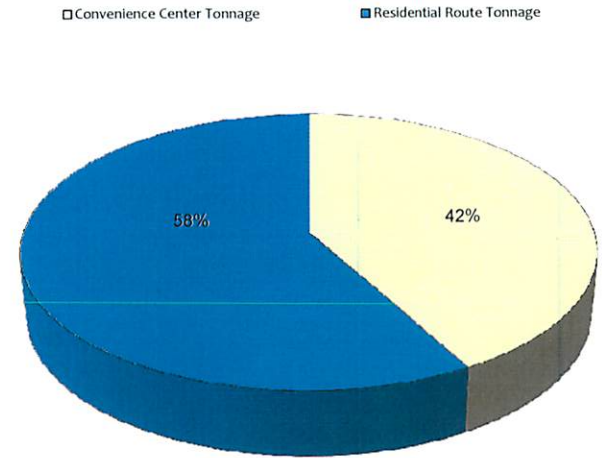


Solid Waste and Recycling Division Monthly Update
December Fiscal Year 2014
Distributed to the Solid Waste and Recycling Board of Beaufort County

Recycling Activity by Solid Waste District

Solid Waste District	Convenience Center Tonnage	Residential Route Tonnage	Overall County Tonnage by District	Commercial Tonnage
District 1 City of Beaufort		123.09	123.09	0.00
District 2 Town of Port Royal			0.00	0.00
District 3 Town of Hilton Head	115.34	129.72	245.06	
District 4 Town of Bluffton	101.32	143.96	245.28	
District 5 Sheldon Township			0.00	
District 6 Unincorporated Port Royal Island	26.72		26.72	0.00
Solid Waste District 7 Unincorporated Lady's Island			0.00	0.00
Solid Waste District 8 St. Helena & Islands East	68.13		68.13	0.00
Solid Waste District 9 Unincorporated Bluffton Township	27.47	73.72	101.19	0.00
Daufuskie			0.00	0.00
OVERALL COUNTY TONNAGE	338.98	470.49	809.47	0.00
COUNTY TONNAGE PLUS NEWSPAPER	88.68	0.00	898.15	

Monthly Comparison of Residential Recycling Sources



YTD Residential Recycling Tonnage

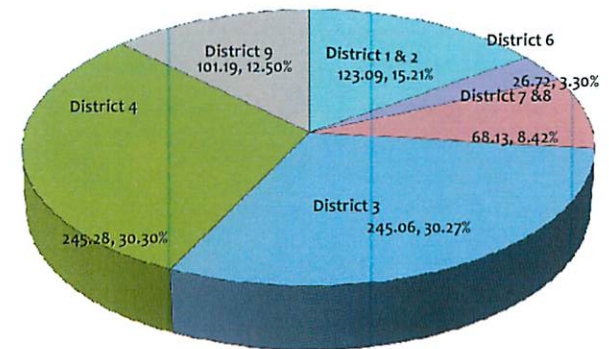
	Convenience Center Tonnage	Residential Route Tonnage	YTD Residential Tonnage
YTD Residential Tonnage	1,768.39	2,520.05	4,288.44
YTD Residential Tonnage + Newspaper			4,904.15

Fiscal Year Overall County Recycling Tonnage & Services Comparison

Month	FY 13 Recycling Tonnage	FY 14 Recycling Tonnage	FY 13 Recycling Services Cost	FY 14 Recycling Services Cost
July	734.20	745.19	\$25,162	\$20,048
August	735.04	743.11	\$27,569	\$30,182
September	693.98	761.25	\$23,251	\$17,748
October	759.38	900.31	\$12,225	\$19,343
November	766.33	856.14	\$28,830	\$31,264
December	758.82	898.15	\$21,182	\$27,927
January	826.54		\$25,416	
February	698.94		\$6,343	
March	745.55		\$19,603	
April	742.28		\$23,605	
May	770.13		\$17,775	
June	691.63		\$21,843	
TOTAL	8,922.82	4,904.15	\$252,805	\$146,511

Residential Tonnage + Newspaper Tonnage NO Commercial Tonnage

Overall County Tonnage Comparison by District



Solid Waste Recycling Budget Status

	FY13 Through December	FY14 Through December	FY13 % Expended YTD	FY14 % Expended YTD
Recycling Services	\$117,038	\$146,511	36%	42%

Solid Waste and Recycling Division Monthly Update

Fiscal Year 2014

Distributed to the Solid Waste and Recycling Board of Beaufort County

Fiscal Year 14 Recycling Revenue

Month/Year	Charleston Steel	Erik Tomsson Enterprises LLC	Santee Cooper	Interstate Batteries/LowC Metal
Jul-13	\$37,011.01	\$2,927.44	\$1,197.00	\$140.00
Aug-13	\$3,091.00	\$2,443.69	\$728.00	\$140.00
Sep-13		\$2,972.92	\$1,967.00	\$140.00
Oct-13	\$30,502.21	\$2,908.82	\$1,183.00	\$463.20
Nov-13		\$2,908.82	\$1,708.00	
Dec-13		\$2,885.82	\$2,268.00	
Jan-14				
Feb-14				
Mar-14				
Apr-14				
May-14				
Jun-14				
Sub Totals	\$70,604.22	\$17,047.51	\$9,051.00	\$883.20
GRAND TOTAL TO DATE	\$97,585.93			

Fiscal Year 14 MRF Credit

Month/Year	Waste Management (MRF) *credit towards processing costs
Jul-13	\$18,258.60
Aug-13	\$6,550.48
Sep-13	\$16,240.15
Oct-13	\$18,095
Nov-13	\$4,966
Dec-13	\$12,506
Jan-14	
Feb-14	
Mar-14	
Apr-14	
May-14	
Jun-14	
Total	\$76,615.70