



Beaufort County
Solid Waste and Recycling Board
Thursday, July 25, 2013
2:00 p.m.

Conference Room, Building 2, Beaufort Industrial Village
102 Industrial Village Road, Beaufort
843.255.2734

In accordance with South Carolina Code of Laws, 1976, Section 30-4-80(d), as amended, all local media was duly notified of the time, date, place and agenda of this meeting.

1. CALL TO ORDER – 2:00 p.m.
 - A. Approval of Agenda
 - B. Approval of Minutes – May 23, 2013 ([backup](#))
2. INTRODUCTIONS
3. PUBLIC COMMENT
4. REPORTS
 - A. Finance Department Reports – Alan Eisenman, Finance Department ([backup](#))
 - B. Solid Waste & Recycling Division Monthly Reports, June 2013 ([backup](#))
 - C. Environmental Crime Unit Officers' Report
 - D. Recycling Coordinators' Report
5. UNFINISHED BUSINESS
 - A. Transfer Station Site (In Progress)
 - B. Election of Board Chairman – Replacement for District 8 representative
 - C. Use of Convenience Centers by non county residents
 - D. 3-2-1 Initiative to simplify waste disposal at Convenience Centers
 - E. Negotiation of Disposal Contract with Waste Management for Hickory Hill Landfill
6. NEW BUSINESS
 - A. PUBLIC COMMENT
 - B. ADJOURNMENT
 - A. Next Meeting, August 22, 2013, BIV 2, Beaufort Industrial Village





Beaufort County Solid Waste and Recycling Board Meeting

Thursday, May 23, 2013 2:00 pm
BIV – 2 Conference Room

Attendees:

David R. Uehling, V. Chair, District 6, Representative
Dan Duryea District 9 Representative
Ben Wheatley, District 7 Representative
LaShonda Scott, District 5 Representative
Ron Bullman, District 4 Representative (Ex-Officio)
Chris Vaigneur, SCDHEC Liason
Gary Dukes, MCAS Liaison
Rob McFee, Director of E&I
Eddie Bellamy, Public Works Director
James Minor, Solid Waste Manager
John Miller, Supt. Solid Waste & Recycling
Beth Lewis, Information Coord/Analyst
Carol Murphy, Recycling Coordinator

Absentees:

Brad Woods, MCRD Liaison
Isaiah Smalls, District 1 Representative (Ex-Officio)
Van Willis, District 2 Representative (Ex-Officio)
Vacant: District 8 Representative

Guests Attending:

Brad McAbee, SWR Foreman
Tom Soder, Erik Tomsson Enterprises, LLC

- **Call to Order:** Acting Chairman Uehling, called the meeting to order at 2:00 pm
- **Election of Officers:** The Board agreed to delay the Election of Officers until the District 8 Representative was appointed.
- **Agenda:** Mr. Wheatley motioned, Mr. Duryea seconded and all approved the agenda as written.
- **Minutes:** Mr. Wheatley motioned, Mr. Duryea seconded and all approved the minutes of Aril 25, 2013, as written.
- **Introductions:** All present were introduced. Mr. Minor introduced Brad McAbee, SWR Forman and John Miller, SWR Superintendant and noted that he was bringing full time staff to future meetings to increase their understanding of our department.
- **Public Comment:** There was no public comment.
- **Monthly Reports**
 - **Finance Report:**
 - Mr Minor, reviewed the financial statements noting that the budget is above target with expenses at 86%. He said that these statements are a month behind and do not reflect April costs. He asked that any questions about this report be directed to him.
 - **SW&R Monthly Reports:**
 - Mr. Minor noted that Bluffton disposal tonnage continues to grow exceeding other areas of the county at 1029 tons. Hilton Head is close to 1000 tons with its new program in place. C&D waste continues to grow at Simmonsville and St Helena.
 - Traffic flow was 129,257 patrons for all centers. Counters are repaired and working accurately. The traffic at the Simmonsville Road center exceeds all other centers at

33,218 (more than Hilton Head).

- The Hilton Head curbside program reflects 100.69 tons in the curbside program while the convenience center totaled 100.24 tons. The Town is investigating the drop in curbside tonnage.
- Total recycling tonnage for April was 674.03 with 68.25 tons of newspaper. Recycling services cost \$23,605 during April because proceeds for the month included \$9694 in credits from Waste Management. Additionally \$157,451 in revenue from scrap newspaper, oil, etc. was received for the year.

○ **Litter Officers' Reports**

- Mrs. Murphy informed the Board about a tire issue on St. Helena Island at an old auto repair shop. Funds from the SCDHEC tire program will help with disposal of these tires. Code, DHEC, BCSO, SWR are all working together with the owner to manage this problem.

○ **Coordinators' Report**

- Mrs. Murphy reviewed the results of April events:
 - 4/27-Town of Hilton Head Event for Haz Mat, Meds and EWaste
 - 1400 cars were served, 36,000 lbs of paints other hazardous materials
 - Over 45,000 lbs of E-Waste including and 85 lbs of prescription drugs were collected by the Beaufort County Sheriff's Dept. Drug Enforcement team with assistance from Alcohol & Drug and MCCA volunteers
 - 5/4-Haz Mat & Med Collection at Shanklin PW site
 - 260 Cars served, 20,000 lbs of paints and other hazardous materials
 - 10 boxes of prescription drugs were collected by the Beaufort County Sheriff's Dept. Drug Enforcement team with assistance from Alcohol & Drug and MCCA volunteers
 - 5/11-Ewaste Collection & Shredding at Shanklin and Bluffton PW Sites
 - Cars Served Total Shredding
 - Bluffton 625 316
 - Shanklin 480 163
 - Totals 1105 479 + ~100 turned away
 - Shredding: 3 full trucks approx 30,000 lbs or 15 tons
 - Fill up in Bluffton: 11:00 first truck, 1:15 second full; approx 100 turned away / Shanklin available capacity until 3:00
 - Reviewing amount allowed per car
 - Electronics: Estimated 40-50 tons of material
 - 5 full trucks plus one on Monday to pick up balance of pallets & materials
 - Mrs Lewis and Mrs. Murphy presented a series of Recycling programs at the little Brown School House as finish of many Earth Month Events

○ **Unfinished Business**

- **Transfer Station**
 - Transfer Station Fatal Flaw Analysis – No new progress that staff is able to report at this time.
- **SW Management Plan**

- The SWM plan was discussed at the 4/15 meeting of the public facilities committee. The draft is final and ready for approval and will go before public facilities with a Power point on 6/17.
- **IFB for Tire Recycling**
 - 3 qualified firms attended the pre-proposal conference with submissions submitted to purchasing 4/30.
 - A new company, SC Tire Processing, An AMERESCO Company, will use these tires for energy at the Savannah River Plant.
- **IFB for Removal of old Propane Tanks**
 - Quotes in progress for a 3 year w/2 year renewable contract. Blue Rhino picks up only reusable 20lb tanks at no cost. Residents should return 20lb to point of sales.
 - Chris Vaigneur, DHEC rep, as some alternative suggestions to review.
- **Usage of Beaufort County convenience centers by non county residents**
 - Mr. Minor is determining the scope of the problem and looking at solutions
 - It is not just Sun City residents using our convenience centers.
 - Waste Management is reviewing the situation and planning on giving us a rebate.
- **Elections:** Mr. Minor suggested that elections to replace a chairman be delayed again until Mr. Dietz's slot for District 8 could be filled. Vice Chairman Uehling agreed to act as chair until elections can be held.
- **New Business**
 - **Flow Control Bill**
 - We are still waiting for a determination on this bill
 - It is being held up in the Senate and may not be decided until fall
 - **Renegotiations of Waste Disposal Contract**
 - In light of the Flow Control Bill issue, discussions have been held with Waste Management resulting in two different proposals
 - The current contract expires in 2015 and Hickory Hill Landfill has a life of 8-12.5 years depending on level of disposal.
 - A meeting will be held with Jasper County for their input on a transfer station.
 - **3/2/1 Landfill concept**
 - At the convenience centers we are using this method to simplify disposal
 - 3-Household Trash
 - 2-C&D, carpet, furniture
 - 1-Yard waste
 - White goods and other banned items are handled separately and cannot be disposed of in landfills as dictated by State law
 - We could possibly save up to \$14 per ton if we can divert disposal from of bulky waste from Class Three landfills to Class Two landfills.
 - The public will be educated through a press release, handouts and signs
 - **SCDHEC Solid Waste Management Report 2012**
 - The board was given copies of the newly released DHEC report for 2012
 - The new recycling goal is at 40%. Our historic rates are:
 - 2010 – 20.8
 - 2011 – 23.00
 - 2012 – 27.2

- **Public Comment:**
 - None

- **The Meeting ended** at 3:15 pm.
 - The next regular board meeting will be held June 27, 2013, 2:00 pm in BIV 2 Conference Room.

Cc: Mr. Gary T. Kubic, County Administrator
Miss Suzanne Rainey, Clerk to Council
J. Robert McFee, PE, Division Director, Engineering and Infrastructure
Eddie Bellamy, PW Director

PRELIMINARY AND UNAUDITED
BEAUFORT COUNTY, SOUTH CAROLINA
SCHEDULE OF REVENUES AND EXPENDITURES - BUDGET (GAAP BASIS) AND ACTUAL
SOLID WASTE AND RECYCLING
For the Period Ending June 30, 2013

| | Budget | Actual | Variance Positive (Negative) | Percent of Budget |
|---|-----------------------|-----------------------|------------------------------------|-------------------------|
| Revenues | | | | |
| Sale of Recyclables | \$ 235,000 | \$ 168,910 | \$ (66,090) | 72% |
| Waste Disposal Fees | 65,000 | 5,213 | (59,787) | 8% |
| Total Revenues | <u>300,000</u> | <u>174,123</u> | <u>(125,877)</u> | <u>58%</u> |
| Expenditures | | | | |
| Solid Waste / Recycling Administration | | | | |
| Personnel | 649,775 | 612,163 | 37,612 | 94% |
| Purchased Services | 3,584,532 | 3,699,655 | (115,123) | 103% |
| Supplies | 99,056 | 94,584 | 4,472 | 95% |
| Capital | - | 34,728 | (34,728) | 100% |
| | <u>4,333,363</u> | <u>4,441,130</u> | <u>(107,767)</u> | <u>102%</u> |
| Solid Waste / Recycling Hilton Head | | | | |
| Personnel | 89,994 | 89,984 | 10 | 100% |
| Purchased Services | 6,700 | 8,467 | (1,767) | 126% |
| Supplies | 3,900 | 2,657 | 1,243 | 68% |
| | <u>100,594</u> | <u>101,108</u> | <u>(514)</u> | <u>101%</u> |
| Solid Waste / Recycling Bluffton | | | | |
| Personnel | 154,231 | 139,536 | 14,695 | 90% |
| Purchased Services | 8,100 | 11,477 | (3,377) | 142% |
| Supplies | 5,400 | 3,609 | 1,791 | 67% |
| Capital | 3,000 | - | 3,000 | 0% |
| | <u>170,731</u> | <u>154,622</u> | <u>16,109</u> | <u>91%</u> |
| Solid Waste / Recycling Unincorporated Port Royal | | | | |
| Personnel | 135,518 | 115,602 | 19,916 | 85% |
| Purchased Services | 8,200 | 8,289 | (89) | 101% |
| Supplies | 4,800 | 3,924 | 876 | 82% |
| | <u>148,518</u> | <u>127,815</u> | <u>20,703</u> | <u>86%</u> |
| Solid Waste / Recycling Daufuskie | | | | |
| Purchased Services | 4,300 | - | 4,300 | 0% |
| Supplies | 2,900 | - | 2,900 | 0% |
| | <u>7,200</u> | <u>-</u> | <u>7,200</u> | <u>0%</u> |
| Solid Waste / Recycling St. Helena | | | | |
| Personnel | 164,078 | 147,886 | 16,192 | 90% |
| Purchased Services | 11,000 | 11,709 | (709) | 106% |
| Supplies | 8,000 | 4,333 | 3,667 | 54% |
| | <u>183,078</u> | <u>163,928</u> | <u>19,150</u> | <u>90%</u> |
| Solid Waste / Recycling Sheldon | | | | |
| Personnel | 91,388 | 102,725 | (11,337) | 112% |
| Purchased Services | 10,500 | 9,048 | 1,452 | 86% |
| Supplies | 5,700 | 4,617 | 1,083 | 81% |
| | <u>107,588</u> | <u>116,390</u> | <u>(8,802)</u> | <u>108%</u> |
| Total Expenditures | <u>5,051,072</u> | <u>5,104,993</u> | <u>(53,921)</u> | <u>101%</u> |
| Net Expenditures | <u>\$ (4,751,072)</u> | <u>\$ (4,930,870)</u> | <u>\$ 179,798</u> | <u>104%</u> |

PRELIMINARY AND UNAUDITED
BEAUFORT COUNTY, SOUTH CAROLINA
COMBINING BALANCE SHEET
NONMAJOR SPECIAL REVENUE FUNDS - SOLID WASTE AND RECYCLING
June 30, 2013

| | Oil Collection Grant | Solid Waste/ Recycling Grant | Energy Grant | Tire Recycling Grant | Waste Management Recycling Grant | Total |
|---------------------------------------|----------------------------|---------------------------------------|-----------------|----------------------------|---|------------------|
| ASSETS | | | | | | |
| Equity in Pooled Cash and Investments | \$ 1,061 | \$ 9,575 | \$ - | \$ 20,709 | \$ 42,241 | \$ 73,586 |
| Total Assets | <u>1,061</u> | <u>9,575</u> | <u>-</u> | <u>20,709</u> | <u>42,241</u> | <u>73,586</u> |
| LIABILITIES AND FUND EQUITY | | | | | | |
| Liabilities | | | | | | |
| Accounts Payable | \$ - | \$ - | \$ - | \$ 772 | \$ - | \$ 772 |
| Total Liabilities | <u>-</u> | <u>-</u> | <u>-</u> | <u>772</u> | <u>-</u> | <u>772</u> |
| FUND BALANCE | | | | | | |
| Reserved for Encumbrances | - | 2,750 | - | 2,607 | - | 5,357 |
| Reserved for Special Revenue Funds | <u>1,061</u> | <u>6,825</u> | <u>-</u> | <u>17,330</u> | <u>42,241</u> | <u>67,457</u> |
| | <u>1,061</u> | <u>9,575</u> | <u>-</u> | <u>19,937</u> | <u>42,241</u> | <u>72,814</u> |
| Total Liabilities and Fund Balance | <u>\$ 1,061</u> | <u>\$ 9,575</u> | <u>\$ -</u> | <u>\$ 20,709</u> | <u>\$ 42,241</u> | <u>\$ 73,586</u> |

PRELIMINARY AND UNAUDITED
BEAUFORT COUNTY, SOUTH CAROLINA
COMBINING STATEMENT OF REVENUES, EXPENDITURES AND CHANGES IN FUND BALANCES
NONMAJOR SPECIAL REVENUE FUNDS - SOLID WASTE AND RECYCLING
For the Period Ending June 30, 2013

| | Oil Collection Grant | | |
|-----------------------------------|----------------------|----------|------------------------------------|
| | Budget | Actual | Variance Positive (Negative) |
| Revenues | | | |
| Intergovernmental | \$ 10,000 | \$ 4,938 | \$ (5,062) |
| Total Revenues | 10,000 | 4,938 | (5,062) |
| Expenditures | | | |
| Purchased Services | 2,000 | 5,863 | (3,863) |
| Supplies | - | 2,521 | (2,521) |
| Capital | 8,000 | - | 8,000 |
| Total Expenditures | 10,000 | 8,384 | 1,616 |
| Net Change in Fund Balance | - | (3,446) | (3,446) |
| Fund Balance at Beginning of Year | 4,507 | 4,507 | - |
| Fund Balance at End of Year | \$ 4,507 | \$ 1,061 | \$ (3,446) |

PRELIMINARY AND UNAUDITED
BEAUFORT COUNTY, SOUTH CAROLINA
COMBINING STATEMENT OF REVENUES, EXPENDITURES AND CHANGES IN FUND BALANCES
NONMAJOR SPECIAL REVENUE FUNDS - SOLID WASTE AND RECYCLING
For the Period Ending June 30, 2013

| | Solid Waste/ Recycling Grant | | |
|-----------------------------------|------------------------------|-----------------|------------------------------------|
| | Budget | Actual | Variance Positive (Negative) |
| Revenues | | | |
| Intergovernmental | \$ 14,000 | \$ 18,017 | \$ 4,017 |
| Total Revenues | <u>14,000</u> | <u>18,017</u> | <u>4,017</u> |
| Expenditures | | | |
| Supplies | 14,000 | 14,169 | (169) |
| Total Expenditures | <u>14,000</u> | <u>14,169</u> | <u>(169)</u> |
| Net Change in Fund Balance | - | 3,848 | 3,848 |
| Fund Balance at Beginning of Year | <u>5,727</u> | <u>5,727</u> | - |
| Fund Balance at End of Year | <u>\$ 5,727</u> | <u>\$ 9,575</u> | <u>\$ 3,848</u> |

PRELIMINARY AND UNAUDITED
BEAUFORT COUNTY, SOUTH CAROLINA
COMBINING STATEMENT OF REVENUES, EXPENDITURES AND CHANGES IN FUND BALANCES
NONMAJOR SPECIAL REVENUE FUNDS - SOLID WASTE AND RECYCLING
For the Period Ending June 30, 2013

| | Energy Grant | | Variance Positive (Negative) |
|--|---------------|---------------|------------------------------------|
| | Budget | Actual | |
| Revenues | | | |
| Intergovernmental | \$ 13,023 | \$ 11,886 | \$ (1,137) |
| Total Revenues | <u>13,023</u> | <u>11,886</u> | <u>(1,137)</u> |
| Expenditures | | | |
| Personnel | 10,386 | 9,693 | 693 |
| Supplies | <u>2,637</u> | <u>2,637</u> | <u>-</u> |
| Total Expenditures | <u>13,023</u> | <u>12,330</u> | <u>693</u> |
| Excess of Revenues Over (Under) Expenditures | - | (444) | (444) |
| Other Financing Sources (Uses) | | | |
| Transfers In | <u>-</u> | <u>444</u> | <u>444</u> |
| Total Other Financing Sources (Uses) | <u>-</u> | <u>444</u> | <u>444</u> |
| Net Change in Fund Balance | - | - | - |
| Fund Balance at Beginning of Year | <u>-</u> | <u>-</u> | <u>-</u> |
| Fund Balance at End of Year | <u>\$ -</u> | <u>\$ -</u> | <u>\$ -</u> |

PRELIMINARY AND UNAUDITED
BEAUFORT COUNTY, SOUTH CAROLINA
COMBINING STATEMENT OF REVENUES, EXPENDITURES AND CHANGES IN FUND BALANCES
NONMAJOR SPECIAL REVENUE FUNDS - SOLID WASTE AND RECYCLING
For the Period Ending June 30, 2013

| | Tire Recycling Grant | | |
|-----------------------------------|----------------------|-----------|------------------------------------|
| | Budget | Actual | Variance Positive (Negative) |
| Revenues | | | |
| Intergovernmental | \$ 53,500 | \$ 40,719 | \$ (12,781) |
| Total Revenues | 53,500 | 40,719 | (12,781) |
| Expenditures | | | |
| Purchased Services | 53,500 | 40,295 | 13,205 |
| Total Expenditures | 53,500 | 40,295 | 13,205 |
| Net Change in Fund Balance | - | 424 | 424 |
| Fund Balance at Beginning of Year | 19,513 | 19,513 | - |
| Fund Balance at End of Year | \$ 19,513 | \$ 19,937 | \$ 424 |

PRELIMINARY AND UNAUDITED
BEAUFORT COUNTY, SOUTH CAROLINA
COMBINING STATEMENT OF REVENUES, EXPENDITURES AND CHANGES IN FUND BALANCES
NONMAJOR SPECIAL REVENUE FUNDS - SOLID WASTE AND RECYCLING
For the Period Ending June 30, 2013

| | Waste Management Recycling Grant | | |
|-----------------------------------|----------------------------------|------------------|------------------------------------|
| | Budget | Actual | Variance Positive (Negative) |
| Revenues | | | |
| Miscellaneous | \$ 12,000 | \$ 12,015 | \$ 15 |
| Total Revenues | <u>12,000</u> | <u>12,015</u> | <u>15</u> |
| Expenditures | | | |
| Purchased Services | 12,000 | - | 12,000 |
| Total Expenditures | <u>12,000</u> | <u>-</u> | <u>12,000</u> |
| Net Change in Fund Balance | - | 12,015 | 12,015 |
| Fund Balance at Beginning of Year | <u>30,226</u> | <u>30,226</u> | <u>-</u> |
| Fund Balance at End of Year | <u>\$ 30,226</u> | <u>\$ 42,241</u> | <u>\$ 12,015</u> |

PRELIMINARY AND UNAUDITED
BEAUFORT COUNTY, SOUTH CAROLINA
COMBINING STATEMENT OF REVENUES, EXPENDITURES AND CHANGES IN FUND BALANCES
NONMAJOR SPECIAL REVENUE FUNDS - SOLID WASTE AND RECYCLING
For the Period Ending June 30, 2013

| | Total | | Variance Positive (Negative) |
|--|------------------|------------------|------------------------------------|
| | Budget | Actual | |
| Revenues | | | |
| Intergovernmental | \$ 90,523 | \$ 75,560 | \$ (14,963) |
| Miscellaneous | <u>12,000</u> | <u>12,015</u> | <u>15</u> |
| Total Revenues | <u>102,523</u> | <u>87,575</u> | <u>(14,948)</u> |
| Expenditures | | | |
| Personnel | 10,386 | 9,693 | 693 |
| Purchased Services | 67,500 | 46,158 | 21,342 |
| Supplies | 16,637 | 19,327 | (2,690) |
| Capital | <u>8,000</u> | <u>-</u> | <u>8,000</u> |
| Total Expenditures | <u>102,523</u> | <u>75,178</u> | <u>27,345</u> |
| Excess of Revenues Over (Under) Expenditures | - | 12,397 | 12,397 |
| Other Financing Sources (Uses) | | | |
| Transfers In | <u>-</u> | <u>444</u> | <u>444</u> |
| Total Other Financing Sources (Uses) | <u>-</u> | <u>444</u> | <u>444</u> |
| Net Change in Fund Balance | - | 12,841 | 12,841 |
| Fund Balance at Beginning of Year | <u>59,973</u> | <u>59,973</u> | <u>-</u> |
| Fund Balance at End of Year | <u>\$ 59,973</u> | <u>\$ 72,814</u> | <u>\$ 12,841</u> |

Solid Waste and Recycling Division Monthly Update
 June Fiscal Year 2013
 Distributed to the Solid Waste and Recycling Board of Beaufort County

Solid Waste Overall County Convenience Center Tonnage

| | June FY12 | June FY13 |
|---|-----------|-----------|
| Household & Bulky | 1,927.21 | 2,088.43 |
| Yard Waste | 387.42 | 592.26 |
| Construction & Demolition (C&D) | 170.66 | 192.00 |
| June TOTAL Convenience Center Tonnage | 2,485.29 | 2,872.69 |
| June % of All Residential Disposal from CC | 44.82% | 48.47% |
| Fiscal Year 13 TOTAL Convenience Center Tonnage | 27,991.18 | 28,952.69 |
| Fiscal Year 13 % of All Residential Disposal from CC | 45.21% | 46.82% |

Solid Waste Overall County Residential Route Tonnage

| | June FY12 | June FY13 |
|---|-----------|-----------|
| Household & Bulky | 2,650.93 | 2,699.95 |
| Yard Waste | 366.02 | 328.20 |
| Construction & Demolition (C&D) | 42.88 | 25.52 |
| TOTAL Residential Route Tonnage | 3,059.83 | 3,053.67 |
| % of All Residential Disposal from Residential Route | 55.18% | 51.53% |
| Fiscal Year 13 TOTAL Residential Route Tonnage | 33,923.52 | 32,880.51 |
| Fiscal Year 13 % of All Residential Disposal from RR | 54.79% | 53.18% |

Overall Solid Waste Activity by Solid Waste District

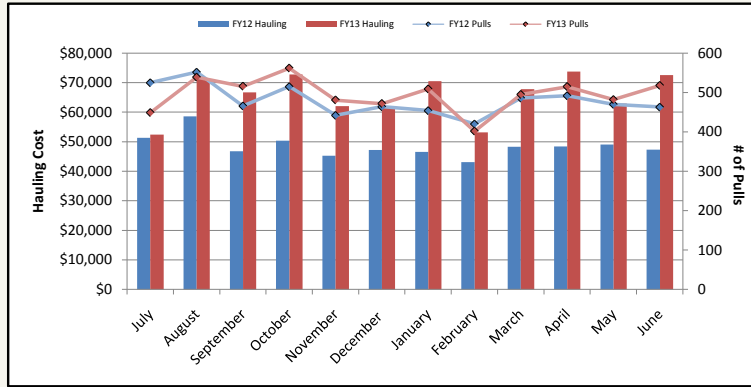
| Solid Waste District | MSW & Bulky | Yard Waste | C&D | Total District Tonnage |
|---|-------------|------------|----------|------------------------|
| District 1 City of Beaufort | 311.71 | 145.87 | 1.61 | 459.19 |
| District 2 Town of Port Royal | 129.73 | 144.22 | 0.83 | 274.78 |
| District 3 Town of Hilton Head | 1,249.75 | 122.50 | 1.67 | 1,373.92 |
| District 4 Town of Bluffton | 599.72 | 178.12 | 85.56 | 863.40 |
| District 5 Sheldon Township | 168.94 | 27.73 | 0.00 | 196.67 |
| District 6 Unincorporated Port Royal Island | 534.59 | 103.91 | 24.93 | 663.43 |
| District 7 Unincorporated Lady's Island | 188.60 | 19.93 | 3.91 | 212.44 |
| District 8 St. Helena & Islands East | 521.67 | 152.60 | 99.01 | 773.28 |
| District 9 Unincorporated Bluffton Township | 1,046.43 | 25.58 | 0.00 | 1,072.01 |
| Daufuskie | 37.24 | 0.00 | 0.00 | 37.24 |
| MONTHLY OVERALL COUNTY TONNAGE | 4,788.38 | 920.46 | 217.52 | 5,926.36 |
| YTD FY 13 OVERALL COUNTY TONNAGE | 50,141.82 | 9,112.44 | 2,578.94 | 61,833.20 |

Solid Waste and Recycling Division Monthly Update
 June Fiscal Year 2013
 Distributed to the Solid Waste and Recycling Board of Beaufort County

Solid Waste Hauling Costs

| Month | FY12 Hauling | FY13 Hauling |
|--------------|------------------|------------------|
| July | \$51,417 | \$52,483 |
| August | \$58,591 | \$71,536 |
| September | \$46,871 | \$66,764 |
| October | \$50,401 | \$72,857 |
| November | \$45,298 | \$62,075 |
| December | \$47,224 | \$61,904 |
| January | \$46,642 | \$70,559 |
| February | \$43,161 | \$53,195 |
| March | \$48,338 | \$67,852 |
| April | \$48,412 | \$73,826 |
| May | \$49,080 | \$63,014 |
| June | \$47,377 | \$72,644 |
| TOTAL | \$582,812 | \$788,709 |

Solid Waste Hauling Costs



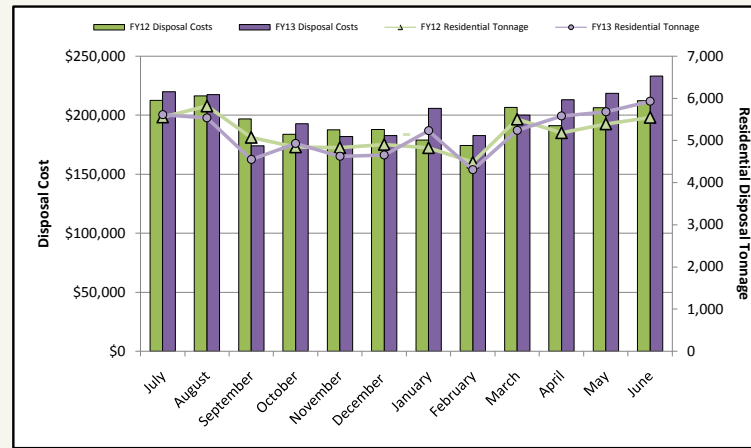
Number of Pulls

| Month | FY12 Pulls | FY13 Pulls |
|--------------|--------------|--------------|
| July | 525 | 449 |
| August | 552 | 539 |
| September | 466 | 516 |
| October | 515 | 562 |
| November | 442 | 481 |
| December | 464 | 472 |
| January | 454 | 509 |
| February | 420 | 402 |
| March | 486 | 495 |
| April | 492 | 515 |
| May | 470 | 482 |
| June | 463 | 518 |
| TOTAL | 5,749 | 5,940 |

Solid Waste Disposal Costs

| Month | FY12 Disposal Costs | FY13 Disposal Costs |
|--------------|---------------------|---------------------|
| July | \$212,706 | \$219,938 |
| August | \$216,478 | \$217,433 |
| September | \$196,899 | \$173,944 |
| October | \$183,798 | \$192,895 |
| November | \$187,501 | \$181,958 |
| December | \$187,910 | \$182,768 |
| January | \$178,987 | \$205,748 |
| February | \$174,381 | \$182,627 |
| March | \$206,736 | \$200,012 |
| April | \$191,270 | \$213,092 |
| May | \$206,287 | \$218,519 |
| June | \$212,214 | \$233,089 |
| TOTAL | \$2,355,167 | \$2,422,023 |

Solid Waste Disposal Cost



Total County Residential Tonnage Disposal

| Month | FY12 Residential Tonnage | FY13 Residential Tonnage |
|--------------|--------------------------|--------------------------|
| July | 5,554 | 5,610 |
| August | 5,814 | 5,529 |
| September | 5,071 | 4,549 |
| October | 4,841 | 4,926 |
| November | 4,830 | 4,625 |
| December | 4,900 | 4,651 |
| January | 4,822 | 5,228 |
| February | 4,482 | 4,304 |
| March | 5,503 | 5,237 |
| April | 5,180 | 5,574 |
| May | 5,390 | 5,674 |
| June | 5,545 | 5,926 |
| TOTAL | 61,933 | 61,833 |

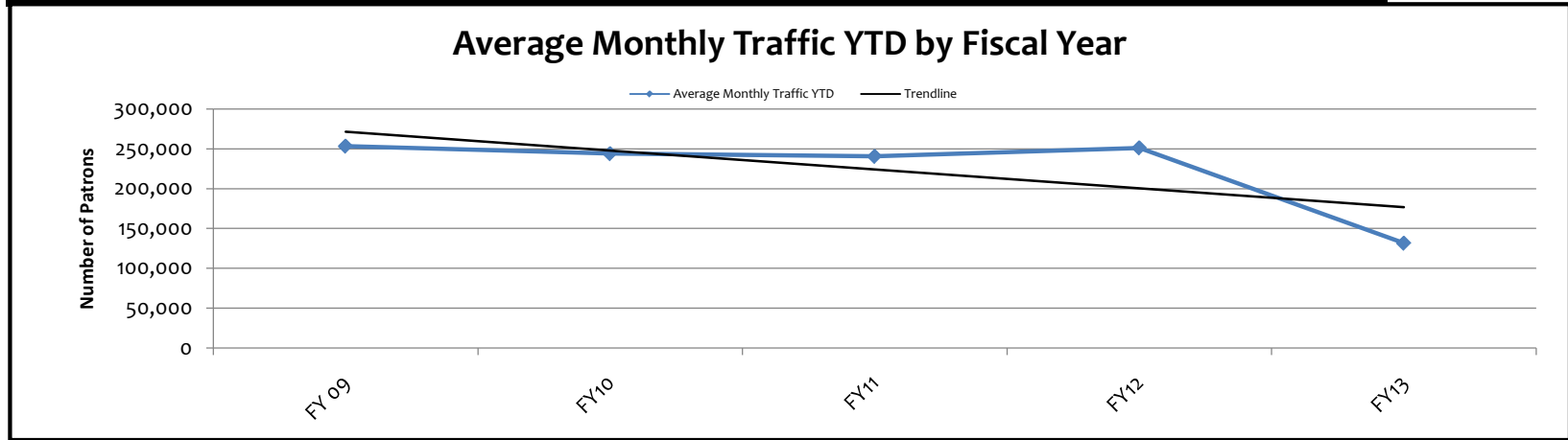
Solid Waste Hauling and Disposal Budgets Status

| | FY12 Through June | FY13 Through June | FY12 % Expended | FY13 % Expended |
|-----------------------|-------------------|-------------------|-----------------|-----------------|
| Hauling Costs | \$582,812 | \$788,709 | 65% | 105% |
| Disposal Costs | \$2,355,167 | \$2,422,023 | 96% | 107% |

Solid Waste and Recycling Division Monthly Update
 June Fiscal Year 2013
 Distributed to the Solid Waste and Recycling Board of Beaufort County

Monthly Convenience Center Total Traffic Information

| | June FY 12 | June FY 13 |
|---|------------------|------------------|
| Hilton Head | 25,955 | 27,375 |
| Bluffton | 26,268 | 36,308 |
| Lobeco | 7,283 | 7,261 |
| Sheldon | 1,294 | 1,383 |
| Big Estate | 1,146 | 1,178 |
| Shanklin | 12,691 | 15,109 |
| Gate | 14,168 | 14,058 |
| St. Helena | 27,203 | 29,874 |
| Coffin Point | 1,566 | 1,318 |
| Cuffy | 920 | 953 |
| Pritchardville | 14,246 | 14,219 |
| Total Traffic for ALL Convenience Centers | 132,740 | 149,036 |
| FY Total Traffic for ALL Convenience Centers | 1,623,052 | 1,577,356 |

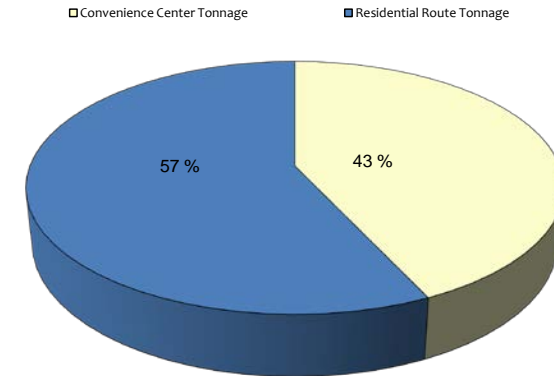


Solid Waste and Recycling Division Monthly Update
June Fiscal Year 2013
Distributed to the Solid Waste and Recycling Board of Beaufort County

Recycling Activity by Solid Waste District

| Solid Waste District | Convenience Center Tonnage | Residential Route Tonnage | Overall County Tonnage by District | Commercial Tonnage |
|---|----------------------------|---------------------------|------------------------------------|--------------------|
| District 1 City of Beaufort | | 85.29 | 85.29 | 0.00 |
| District 2 Town of Port Royal | | 0.00 | 0.00 | 0.00 |
| District 3 Town of Hilton Head | 88.59 | 126.95 | 215.54 | 35.25 |
| District 4 Town of Bluffton | 73.19 | 86.14 | 159.33 | 41.56 |
| District 5 Sheldon Township | 0.00 | 0.00 | 0.00 | 0.00 |
| District 6 Unincorporated Port Royal Island | 22.67 | 0.00 | 22.67 | 0.00 |
| Solid Waste District 7 Unincorporated Lady's Island | 0.00 | 0.00 | 0.00 | 0.00 |
| Solid Waste District 8 St. Helena & Islands East | 59.11 | 0.00 | 59.11 | 0.00 |
| Solid Waste District 9 Unincorporated Bluffton Township | 28.19 | 61.45 | 89.64 | 0.00 |
| Daufuskie | 0.00 | 0.00 | 0.00 | 0.00 |
| OVERALL COUNTY TONNAGE | 271.75 | 359.83 | 631.58 | 76.81 |
| COUNTY TONNAGE PLUS NEWSPAPER | 60.05 | 0.00 | 691.63 | |

Monthly Comparison of Residential Recycling Sources



YTD Residential Recycling Tonnage

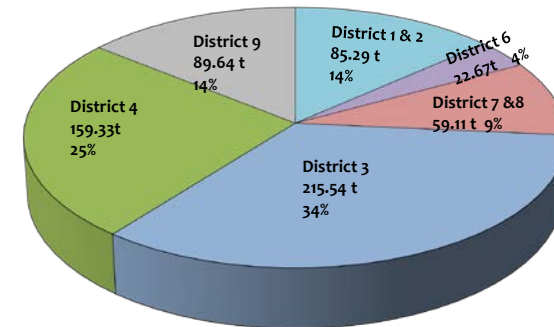
| | Convenience Center Tonnage | Residential Route Tonnage | YTD Residential Tonnage |
|-------------------------------------|----------------------------|---------------------------|-------------------------|
| YTD Residential Tonnage | 3,564.58 | 4,534.34 | 7,424.89 |
| YTD Residential Tonnage + Newspaper | | | 8,922.82 |

Fiscal Year Overall County Recycling Tonnage & Services Comparison

| Month | FY 12 Recycling Tonnage | FY 13 Recycling Tonnage | FY 12 Recycling Services Cost | FY 13 Recycling Services Cost |
|--------------|-------------------------|-------------------------|-------------------------------|-------------------------------|
| July | 645.93 | 734.20 | \$27,667 | \$25,162 |
| August | 758.02 | 735.04 | \$26,936 | \$27,569 |
| September | 701.63 | 693.98 | \$20,146 | \$23,251 |
| October | 703.22 | 759.38 | \$24,003 | \$12,225 |
| November | 770.72 | 766.33 | \$29,324 | \$28,830 |
| December | 855.43 | 758.82 | \$32,994 | \$21,182 |
| January | 775.30 | 826.54 | \$20,242 | \$25,416 |
| February | 652.86 | 698.94 | \$29,487 | \$6,343 |
| March | 717.53 | 745.55 | \$27,416 | \$19,603 |
| April | 783.17 | 742.28 | \$20,221 | \$23,605 |
| May | 785.20 | 770.13 | \$26,505 | \$17,775 |
| June | 742.51 | 691.63 | \$19,838 | \$21,843 |
| TOTAL | 8,892 | 8,922.82 | \$304,779 | \$252,805 |

Residential Tonnage + Newspaper Tonnage NO Commercial Tonnage

Overall County Tonnage Comparison by District



Solid Waste Recycling Budget Status

| | FY12 Through June | FY13 Through June | FY12 % Expended YTD | FY13 % Expended YTD |
|--------------------|-------------------|-------------------|---------------------|---------------------|
| Recycling Services | \$304,779 | \$252,805 | 87% | 78% |

Solid Waste and Recycling Division Monthly Update

Fiscal Year 2013

Distributed to the Solid Waste and Recycling Board of Beaufort County

Fiscal Year 13 Recycling Revenue

Fiscal Year 13 MRF Credit

| Month/Year | Charleston Steel | SP Recycling / Erik Tomsson Enterprises, LLC | Santee Cooper | Interstate Batteries |
|----------------------------|------------------|--|-----------------|----------------------|
| Jul-12 | | \$3,004 | \$1,334 | \$225 |
| Aug-12 | \$32,607 | \$3,871 | \$2,062 | \$105 |
| Sep-12 | | \$2,067 | \$889 | |
| Oct-12 | | \$2,567 | \$826 | \$84 |
| Nov-12 | | \$3,431 | \$1,943 | \$84 |
| Dec-12 | | \$3,773 | \$679 | \$95 |
| Jan-13 | \$38,886 | \$3,938 | \$1,050 | |
| Feb-13 | | \$3,366 | \$963 | |
| Mar-13 | | \$3,720 | \$1,691 | |
| Apr-13 | \$38,360 | \$3,839 | \$1,617 | \$180 |
| May-13 | \$840 | \$4,531 | \$1,418 | \$195 |
| Jun-13 | | \$3,150 | \$1,197 | |
| Sub Totals | \$110,693 | \$41,255 | \$15,666 | \$968 |
| GRAND TOTAL TO DATE | | | | \$168,582 |

| Month/Year | Waste Management (MRF) *credit towards processing costs |
|--------------|--|
| Jul-12 | \$8,363 |
| Aug-12 | \$8,662 |
| Sep-12 | \$11,003 |
| Oct-12 | \$24,779 |
| Nov-12 | \$5,593 |
| Dec-12 | \$16,017 |
| Jan-13 | \$12,216 |
| Feb-13 | \$22,298 |
| Mar-13 | \$13,185 |
| Apr-13 | \$9,694 |
| May-13 | \$15,579 |
| Jun-13 | \$9,010 |
| Total | \$156,399 |

* Additional \$444.98 received from LowCounty Metal