



Beaufort County
Solid Waste and Recycling Board
Thursday, May 23, 2013
2:00 p.m.

Conference Room, Building 2, Beaufort Industrial Village
102 Industrial Village Road, Beaufort
843.255.2734

In accordance with South Carolina Code of Laws, 1976, Section 30-4-80(d), as amended, all local media was duly notified of the time, date, place and agenda of this meeting.

1. CALL TO ORDER – 2:00 p.m.
 - A. Approval of Agenda
 - B. Approval of Minutes – April 25, 2013 ([backup](#))
2. INTRODUCTIONS
3. PUBLIC COMMENT
4. REPORTS
 - A. Finance Department Reports ([backup](#))
 - B. Solid Waste & Recycling Division Monthly Reports, April 2013 ([backup](#))
 - C. Litter Officers' Report
 - D. Recycling Coordinators' Report
5. UNFINISHED BUSINESS
 - A. Transfer Station Fatal Flaw Analysis-Site Analysis (In Progress)
 - B. Solid Waste Management Plan
 - C. Election of Board Chairman – Replacement for District 8 representative
 - D. IFB for Tire Recycling
 - E. Propane Tanks
 - F. Use of Convenience Centers by non county residents
6. NEW BUSINESS
 - A. Negotiation of Disposal Contract with Waste Management for Hickory Hill Landfill
 - B. Flow Control Bill Status report
 - C. 3-2-1 Initiative to simplify waste disposal at Convenience Centers
- D. PUBLIC COMMENT
- E. ADJOURNMENT
 - A. Next Meeting, June 27, 2013, BIV 2, Beaufort Industrial Village





Beaufort County Solid Waste and Recycling Board Meeting Thursday, April 25, 2013 2:00 pm BIV – 2 Conference Room

Attendees:

David R. Uehling, VChair, District 6, Representative
Dan Duryea District 9 Representative
Ben Wheatley, District 7 Representative
James Wiggins, District 4 Representative (Ex-Officio)
Brad Woods, MCRD Liaison
Gary Dukes, MCAS Liaison
Eddie Bellamy, Public Works Director
James Minor, Solid Waste Manager
Beth Lewis, Information Coord/Analyst
Carol Murphy, Recycling Coordinator

Absentees:

LaShonda Scott, District 5 Representative
Isaiah Smalls, District 1 Representative (Ex-Officio)
Van Willis, District 2 Representative (Ex-Officio)
Vacant: District 8 Representative
Alicia Holland, Beaufort County Finance Dept.
Rob McFee, Director of E&I
John Miller, Supt. Solid Waste & Recycling
Guests Attending:
Cynthia Bensch, County Council
Tom Soder, SP Paper

- **Call to Order:** Acting Chairman Uehling, called the meeting to order at 2:00 pm
- **Election of Officers:** The Board agreed to delay the Election of Officers until the District 8 Representative was appointed. Mr. Minor will check with Clerk of Council to see if any decisions have been made.
- **Agenda:** Mr Uehling motioned, Mr. Wheatley seconded and all approved the agenda as written.
- **Minutes:** Mr Uehling motioned, Mr. Wheatley seconded and all approved the minutes of March 28, 2013, as written.
- **Introductions:** All present were introduced. Mr. Duryea was introduced as the new Board member representing District 9.
- **Public Comment:** There was no public comment.
- **Monthly Reports**
 - **Finance Report:**
 - Mr Minor, reviewed the financial statements noting that we are right on target with expenses at 75%. He asked that any questions about this report be directed to him.
 - **SW&R Monthly Reports:**
 - Mr. Minor reviewed the April 2013 reports noting that we are at 75% of the budget year. Mr. Minor noted that Bluffton recycling tonnage continues to grow exceeding other areas of the county at 1029 tons. Hilton Head is close to 1000 tons with its new program in place. C&D waste continues to grow at Simmonsville and St Helena.
 - Mr. Minor noted that Disposal was at 77% and hauling at 78%, a bit over budget due to contractor changes and price increases. Total March 2013 disposal costs were \$200,012 vs. \$206,736 in 2012. . Total hauling costs were \$67,852 vs. \$48,338 in 2012.

- Traffic flow was 132,576 patrons for all centers. Counters are repaired and working accurately. The traffic at the Simonsville Road center exceeds all other centers at 32,335. There is some question regarding the use of Beaufort County centers by Jasper County Sun City residents and confusion on curbside charges by haulers.
- The Hilton Head curbside program reflects 131.44 tons in the curbside program while the convenience center totaled 95.88 tons.
- Total recycling tonnage for March was 679.42 with 66.13 tons of newspaper. Recycling services cost \$19,603 during March because proceeds for the month included \$13,185 in credits from Waste Management. Additionally \$113,260 in revenue from scrap newspaper, oil, etc. was received for the year.
- **Litter Officers' Reports**
 - Mrs. Murphy informed the Board that Sheriff Tanner, Keep Beaufort County Beautiful, Adopt A highway volunteers and litter officers received a proclamation from County Council delivered by Chairman Summerville.
 - Viewers were reminded to secure their loads all year round not just during zero tolerance.
- **Coordinators' Report**
 - Mrs. Murphy reviewed upcoming events:
 - 4/27-Town of Hilton Head Event for Haz Mat, Meds and EWaste
 - 5/4-Haz Mat & Med Collection at Shanklin PW site
 - 5/11-Ewaste Collection & Shredding at Shanklin and Bluffton PW Sites
 - Staff participation in Earth Month Events were noted:
 - April 6th - Kids Fest-Cross Creek-10-2
 - April 13th Earth Day at Farmers Market-Port Royal-8-1
 - Hunting Island St Park-Beach Sweep
 - April 19th Habersham Earth Day
 - April 20th Port Royal Crab Festival-Noon-5
 - Habitat for Humanity-PI Gateway-10-2
 - April 27th May River Cleanup-Bluffton Oyster Factory and
 - Experience Green Earth Day at Calhoun St.- 11-4
 - Mrs. Murphy informed the board that Green Office Week was celebrated with 5 tips daily to help educate employees and their families to make greener choices.
 - The Board viewed the new Recycling 101 video about the county office recycling program now with over 100 stops and gathering 200 tons of material in three years!
- **Unfinished Business**
 - **Transfer Station**
 - Transfer Station Fatal Flaw Analysis – No Report
 - **SW Management Plan**
 - The SWM plan was discussed at the 4/15 meeting of the public facilities committee. The draft is final and ready for approval and will go before public facilities with a Power point on 5/13.
 - IFP for Tire Recycling
 - 3 qualified firms attended the pre-proposal conference with submissions due to

purchasing 4/30.

- **IFB for Removal of old Propane Tanks**
 - The Blue Rhino program will pickup usable 20lb tanks but not old, rusty, damaged or odd sized tanks. Citizens should take those back to the point of purchase.
 - This contract would be a typical 3 year/2 year renewable. Our current Haz Mat Contractor charges \$20 per tank.
- **Elections:** Mr. Minor suggested that elections to replace a chairman be delayed again until Mr. Dietz's slot for District 8 could be filled. Vice Chairman Uehling agreed to act as chair until elections can be held.
- **New Business**
 - **Renegotiations of Waste Disposal Contract**
 - In light of the Flow Control Bill issue, discussions have been held with Waste Management resulting in two different proposals
 - The current contract expires in 2015.
 - Hickory Hill Landfill has a life of 8-12.5 years depending on level of disposal.
 - **Usage of Beaufort County convenience centers by non county residents**
 - Mr Uehling asked about the newspaper article noting the usage of our centers by Jasper County residents, especially from Jasper portion of Sun City.
 - Sun City has been directing new residents to Beaufort County centers with little info about the Waste Management curbside program.
 - There was an article in the paper talking about possibility of residential decal for use.
 - Nothing has been decided as yet.
- **Public Comment:**
 - None
- **The Meeting ended** at 3:07 pm.
 - The next regular board meeting will be held April 25, 2013, 2:00 pm in BIV 2 Conference Room.

Cc: Mr. Gary T. Kubic, County Administrator
Miss Suzanne Rainey, Clerk to Council
J. Robert McFee, PE, Division Director, Engineering and Infrastructure
Eddie Bellamy, PW Director

PRELIMINARY AND UNAUDITED
BEAUFORT COUNTY, SOUTH CAROLINA
SCHEDULE OF REVENUES AND EXPENDITURES - BUDGET (GAAP BASIS) AND ACTUAL
SOLID WASTE AND RECYCLING
For the Period Ending April 30, 2013

	Budget	Actual	Variance Positive (Negative)	Percent of Budget
Revenues				
Sale of Recyclables	\$ 235,000	\$ 115,009	\$ (119,991)	49%
Waste Disposal Fees	65,000	4,863	(60,137)	7%
Total Revenues	<u>300,000</u>	<u>119,872</u>	<u>(180,128)</u>	<u>40%</u>
Expenditures				
Solid Waste / Recycling Administration				
Personnel	649,775	515,763	134,012	79%
Purchased Services	3,584,532	3,009,396	575,136	84%
Supplies	99,056	78,064	20,992	79%
Capital	-	26,228	(26,228)	100%
	<u>4,333,363</u>	<u>3,629,451</u>	<u>703,912</u>	<u>84%</u>
Solid Waste / Recycling Hilton Head				
Personnel	89,994	75,224	14,770	84%
Purchased Services	6,700	7,366	(666)	110%
Supplies	3,900	2,499	1,401	64%
	<u>100,594</u>	<u>85,089</u>	<u>15,505</u>	<u>85%</u>
Solid Waste / Recycling Bluffton				
Personnel	154,231	114,751	39,480	74%
Purchased Services	8,100	9,621	(1,521)	119%
Supplies	5,400	3,134	2,266	58%
Capital	3,000	-	3,000	0%
	<u>170,731</u>	<u>127,506</u>	<u>43,225</u>	<u>75%</u>
Solid Waste / Recycling Unincorporated Port Royal				
Personnel	135,518	98,637	36,881	73%
Purchased Services	8,200	7,238	962	88%
Supplies	4,800	2,579	2,221	54%
	<u>148,518</u>	<u>108,454</u>	<u>40,064</u>	<u>73%</u>
Solid Waste / Recycling Daufuskie				
Purchased Services	4,300	-	4,300	0%
Supplies	2,900	-	2,900	0%
	<u>7,200</u>	<u>-</u>	<u>7,200</u>	<u>0%</u>
Solid Waste / Recycling St. Helena				
Personnel	164,078	123,332	40,746	75%
Purchased Services	11,000	9,198	1,802	84%
Supplies	8,000	3,198	4,802	40%
	<u>183,078</u>	<u>135,728</u>	<u>47,350</u>	<u>74%</u>
Solid Waste / Recycling Sheldon				
Personnel	91,388	86,439	4,949	95%
Purchased Services	10,500	7,093	3,407	68%
Supplies	5,700	4,460	1,240	78%
	<u>107,588</u>	<u>97,992</u>	<u>9,596</u>	<u>91%</u>
Total Expenditures	<u>5,051,072</u>	<u>4,184,220</u>	<u>866,852</u>	<u>83%</u>
Net Expenditures	<u>\$ (4,751,072)</u>	<u>\$ (4,064,348)</u>	<u>\$ (686,724)</u>	<u>86%</u>

PRELIMINARY AND UNAUDITED
BEAUFORT COUNTY, SOUTH CAROLINA
COMBINING BALANCE SHEET
NONMAJOR SPECIAL REVENUE FUNDS - SOLID WASTE AND RECYCLING
April 30, 2013

	Oil Collection Grant	Solid Waste/ Recycling Grant	Energy Grant	Tire Recycling Grant	Waste Management Recycling Grant	Total
<u>ASSETS</u>						
Equity in Pooled Cash and Investments	\$ -	\$ 9,574	\$ -	\$ 16,786	\$ 42,241	\$ 68,601
Receivables, Net	-	-	-	14,165	-	14,165
Total Assets	-	9,574	-	30,951	42,241	82,766
<u>LIABILITIES AND FUND EQUITY</u>						
Liabilities						
Accounts Payable	\$ 1,884	\$ -	\$ -	\$ 2,974	\$ -	\$ 4,858
Total Liabilities	1,884	-	-	2,974	-	4,858
<u>FUND BALANCE</u>						
Reserved for Encumbrances	-	2,750	-	6,320	-	9,070
Reserved for Special Revenue Funds	(1,884)	6,824	-	21,657	42,241	68,838
	(1,884)	9,574	-	27,977	42,241	77,908
Total Liabilities and Fund Balance	\$ -	\$ 9,574	\$ -	\$ 30,951	\$ 42,241	\$ 82,766

PRELIMINARY AND UNAUDITED
BEAUFORT COUNTY, SOUTH CAROLINA
COMBINING STATEMENT OF REVENUES, EXPENDITURES AND CHANGES IN FUND BALANCES
NONMAJOR SPECIAL REVENUE FUNDS - SOLID WASTE AND RECYCLING
For the Period Ending April 30, 2013

	Oil Collection Grant		
	Budget	Actual	Variance Positive (Negative)
Revenues			
Intergovernmental	\$ 10,000	\$ 158	\$ (9,842)
Total Revenues	<u>10,000</u>	<u>158</u>	<u>(9,842)</u>
Expenditures			
Purchased Services	2,000	4,028	(2,028)
Supplies	-	2,521	(2,521)
Capital	<u>8,000</u>	<u>-</u>	<u>8,000</u>
Total Expenditures	<u>10,000</u>	<u>6,549</u>	<u>3,451</u>
Net Change in Fund Balance	-	(6,391)	(6,391)
Fund Balance at Beginning of Year	<u>4,507</u>	<u>4,507</u>	<u>-</u>
Fund Balance at End of Year	<u>\$ 4,507</u>	<u>\$ (1,884)</u>	<u>\$ (6,391)</u>

PRELIMINARY AND UNAUDITED
BEAUFORT COUNTY, SOUTH CAROLINA
COMBINING STATEMENT OF REVENUES, EXPENDITURES AND CHANGES IN FUND BALANCES
NONMAJOR SPECIAL REVENUE FUNDS - SOLID WASTE AND RECYCLING
For the Period Ending April 30, 2013

	Solid Waste/ Recycling Grant		
	Budget	Actual	Variance Positive (Negative)
Revenues			
Intergovernmental	\$ 14,000	\$ 16,967	\$ 2,967
Total Revenues	14,000	16,967	2,967
Expenditures			
Supplies	14,000	13,120	880
Total Expenditures	14,000	13,120	880
Net Change in Fund Balance	-	3,847	3,847
Fund Balance at Beginning of Year	5,727	5,727	-
Fund Balance at End of Year	\$ 5,727	\$ 9,574	\$ 3,847

PRELIMINARY AND UNAUDITED
BEAUFORT COUNTY, SOUTH CAROLINA
COMBINING STATEMENT OF REVENUES, EXPENDITURES AND CHANGES IN FUND BALANCES
NONMAJOR SPECIAL REVENUE FUNDS - SOLID WASTE AND RECYCLING
For the Period Ending April 30, 2013

	Energy Grant		Variance Positive (Negative)
	Budget	Actual	
Revenues			
Intergovernmental	\$ 13,023	\$ 11,886	\$ (1,137)
Total Revenues	<u>13,023</u>	<u>11,886</u>	<u>(1,137)</u>
Expenditures			
Personnel	10,386	9,693	693
Supplies	<u>2,637</u>	<u>2,637</u>	<u>-</u>
Total Expenditures	<u>13,023</u>	<u>12,330</u>	<u>693</u>
Excess of Revenues Over (Under) Expenditures	-	(444)	(444)
Other Financing Sources (Uses)			
Transfers In	<u>-</u>	<u>444</u>	<u>444</u>
Total Other Financing Sources (Uses)	<u>-</u>	<u>444</u>	<u>444</u>
Net Change in Fund Balance	-	-	-
Fund Balance at Beginning of Year	<u>-</u>	<u>-</u>	<u>-</u>
Fund Balance at End of Year	<u>\$ -</u>	<u>\$ -</u>	<u>\$ -</u>

PRELIMINARY AND UNAUDITED
BEAUFORT COUNTY, SOUTH CAROLINA
COMBINING STATEMENT OF REVENUES, EXPENDITURES AND CHANGES IN FUND BALANCES
NONMAJOR SPECIAL REVENUE FUNDS - SOLID WASTE AND RECYCLING
For the Period Ending April 30, 2013

	Tire Recycling Grant		
	Budget	Actual	Variance Positive (Negative)
Revenues			
Intergovernmental	\$ 53,500	\$ 40,719	\$ (12,781)
Total Revenues	53,500	40,719	(12,781)
Expenditures			
Purchased Services	53,500	32,255	21,245
Total Expenditures	53,500	32,255	21,245
Net Change in Fund Balance	-	8,464	8,464
Fund Balance at Beginning of Year	19,513	19,513	-
Fund Balance at End of Year	\$ 19,513	\$ 27,977	\$ 8,464

PRELIMINARY AND UNAUDITED
BEAUFORT COUNTY, SOUTH CAROLINA
COMBINING STATEMENT OF REVENUES, EXPENDITURES AND CHANGES IN FUND BALANCES
NONMAJOR SPECIAL REVENUE FUNDS - SOLID WASTE AND RECYCLING
For the Period Ending April 30, 2013

	Waste Management Recycling Grant		
	Budget	Actual	Variance Positive (Negative)
Revenues			
Miscellaneous	\$ 12,000	\$ 12,015	\$ 15
Total Revenues	<u>12,000</u>	<u>12,015</u>	<u>15</u>
Expenditures			
Purchased Services	12,000	-	12,000
Total Expenditures	<u>12,000</u>	<u>-</u>	<u>12,000</u>
Net Change in Fund Balance	-	12,015	12,015
Fund Balance at Beginning of Year	<u>30,226</u>	<u>30,226</u>	<u>-</u>
Fund Balance at End of Year	<u>\$ 30,226</u>	<u>\$ 42,241</u>	<u>\$ 12,015</u>

PRELIMINARY AND UNAUDITED
BEAUFORT COUNTY, SOUTH CAROLINA
COMBINING STATEMENT OF REVENUES, EXPENDITURES AND CHANGES IN FUND BALANCES
NONMAJOR SPECIAL REVENUE FUNDS - SOLID WASTE AND RECYCLING
For the Period Ending April 30, 2013

	Total		Variance Positive (Negative)
	Budget	Actual	
Revenues			
Intergovernmental	\$ 90,523	\$ 69,730	\$ (20,793)
Miscellaneous	<u>12,000</u>	<u>12,015</u>	<u>15</u>
Total Revenues	<u>102,523</u>	<u>81,745</u>	<u>(20,778)</u>
Expenditures			
Personnel	10,386	9,693	693
Purchased Services	67,500	36,283	31,217
Supplies	16,637	18,278	(1,641)
Capital	<u>8,000</u>	<u>-</u>	<u>8,000</u>
Total Expenditures	<u>102,523</u>	<u>64,254</u>	<u>38,269</u>
Excess of Revenues Over (Under) Expenditures	-	17,491	17,491
Other Financing Sources (Uses)			
Transfers In	<u>-</u>	<u>444</u>	<u>444</u>
Total Other Financing Sources (Uses)	<u>-</u>	<u>444</u>	<u>444</u>
Net Change in Fund Balance	-	17,935	17,935
Fund Balance at Beginning of Year	<u>59,973</u>	<u>59,973</u>	<u>-</u>
Fund Balance at End of Year	<u>\$ 59,973</u>	<u>\$ 77,908</u>	<u>\$ 17,935</u>

Solid Waste and Recycling Division Monthly Update
 April Fiscal Year 2013
 Distributed to the Solid Waste and Recycling Board of Beaufort County

Solid Waste Overall County Convenience Center Tonnage

	April FY12	April FY13
Household & Bulky	1,632.07	1,800.36
Yard Waste	458.77	542.18
Construction & Demolition (C&D)	205.66	211.10
TOTAL Convenience Center Tonnage	2,296.50	2,553.64
% of All Residential Disposal from CC	44.34%	45.81%

Solid Waste Overall County Residential Route Tonnage

	April FY12	April FY13
Household & Bulky	2,404.15	2,390.86
Yard Waste	423.95	609.89
Construction & Demolition (C&D)	54.94	19.96
TOTAL Residential Route Tonnage	2,883.04	3,020.71
% of All Residential Disposal from Residential Route	55.66%	54.19%

Overall Solid Waste Activity by Solid Waste District

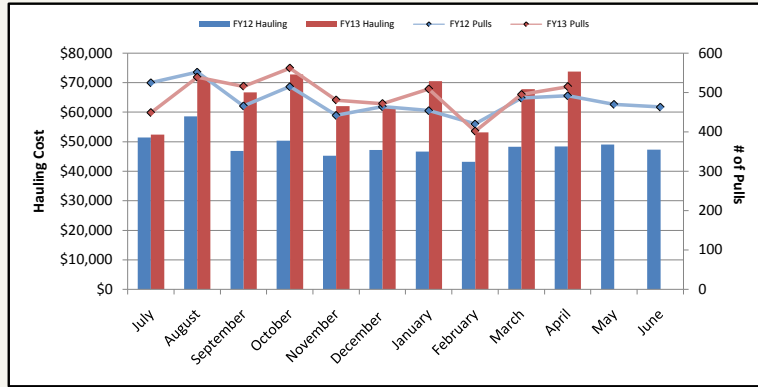
Solid Waste District	MSW & Bulky	Yard Waste	C&D	Total District Tonnage
District 1 City of Beaufort	290.61	322.71	11.57	624.89
District 2 Town of Port Royal	114.71	282.31	1.31	398.33
District 3 Town of Hilton Head	1,111.65	95.92	0.26	1,207.83
District 4 Town of Bluffton	568.96	144.82	99.62	813.40
District 5 Sheldon Township	141.49	7.00	2.63	151.12
District 6 Unincorporated Port Royal Island	465.23	92.74	43.83	601.80
District 7 Unincorporated Lady's Island	153.24	0.00	0.68	153.92
District 8 St. Helena & Islands East	371.89	185.27	68.94	626.10
District 9 Unincorporated Bluffton Township	952.28	21.30	2.22	975.80
Daufuskie	21.16	0.00	0.00	21.16
MONTHLY OVERALL COUNTY TONNAGE	4,191.22	1,152.07	231.06	5,574.35
YTD OVERALL COUNTY TONNAGE	40,936.04	7,129.40	2,167.23	50,232.67

Solid Waste and Recycling Division Monthly Update
April Fiscal Year 2013
Distributed to the Solid Waste and Recycling Board of Beaufort County

Solid Waste Hauling Costs

Month	FY12 Hauling	FY13 Hauling
July	\$51,417	\$52,483
August	\$58,591	\$71,536
September	\$46,871	\$66,764
October	\$50,401	\$72,857
November	\$45,298	\$62,075
December	\$47,224	\$61,904
January	\$46,642	\$70,559
February	\$43,161	\$53,195
March	\$48,338	\$67,852
April	\$48,412	\$73,826
May	\$49,080	
June	\$47,377	
TOTAL	\$582,812	\$653,051

Solid Waste Hauling Costs



Number of Pulls

Month	FY12 Pulls	FY13 Pulls
July	525	449
August	552	539
September	466	516
October	515	562
November	442	481
December	464	472
January	454	509
February	420	402
March	486	495
April	492	515
May	470	
June	463	
TOTAL	5,749	4,940

Solid Waste Disposal Costs

Month	FY12 Disposal Costs	FY13 Disposal Costs
July	\$212,706	\$219,938
August	\$216,478	\$217,433
September	\$196,899	\$173,944
October	\$183,798	\$192,895
November	\$187,501	\$181,958
December	\$187,910	\$182,768
January	\$178,987	\$205,748
February	\$174,381	\$182,627
March	\$206,736	\$200,012
April	\$191,270	\$213,092
May	\$206,287	
June	\$212,214	
TOTAL	\$2,355,167	\$1,970,415

Solid Waste Disposal Cost



Total County Residential Tonnage Disposal

Month	FY12 Residential Tonnage	FY13 Residential Tonnage
July	5,554	5,610
August	5,814	5,529
September	5,071	4,549
October	4,841	4,926
November	4,830	4,625
December	4,900	4,651
January	4,822	5,228
February	4,482	4,304
March	5,503	5,237
April	5,180	5,574
May	5,390	
June	5,545	
TOTAL	61,933	50,233

Solid Waste Hauling and Disposal Budgets Status

	FY12 Through April	FY13 Through April	FY12 % Expended	FY13 % Expended
Hauling Costs	\$486,355	\$653,051	54%	87%
Disposal Costs	\$1,936,666	\$1,970,415	79%	87%

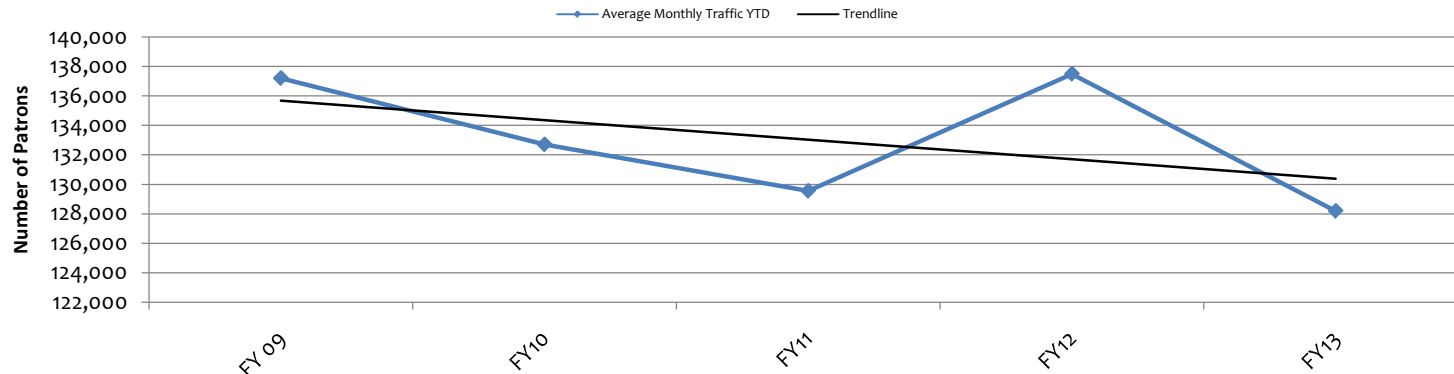
Solid Waste and Recycling Division Monthly Update
 April Fiscal Year 2013
 Distributed to the Solid Waste and Recycling Board of Beaufort County

Monthly Convenience Center Total Traffic Information

	April FY 12	April FY 13
Hilton Head	29,960	24,145
Bluffton	27,122	33,218
Lobeco	7,419	7,320
Sheldon	1,299	1,358
Big Estate	1,153	1,071
Shanklin	11,808	11,028
Gate	14,840	13,464
St. Helena	28,485	23,806
Coffin Point	1,436	1,156
Cuffy	884	772
Pritchardville	13,596	11,919
Total Traffic for ALL Convenience Centers	138,002	129,257

Note: Attendant's Numbers for St. Helena Convenience Centers

Average Monthly Traffic YTD by Fiscal Year



Solid Waste and Recycling Division Monthly Update

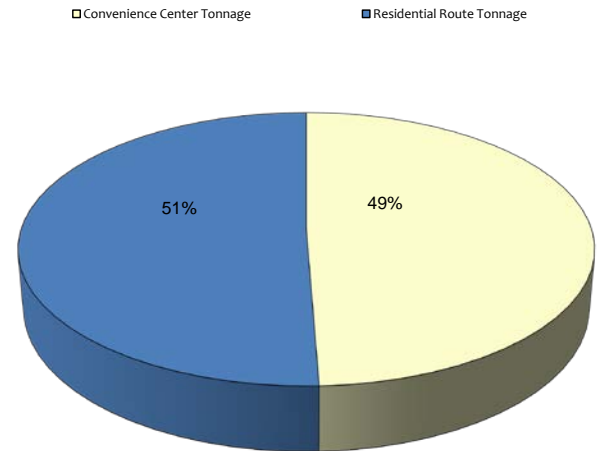
April Fiscal Year 2013

Distributed to the Solid Waste and Recycling Board of Beaufort County

Recycling Activity by Solid Waste District

Solid Waste District	Convenience Center Tonnage	Residential Route Tonnage	Overall County Tonnage by District	Commercial Tonnage
District 1 City of Beaufort		63.12	63.12	0.00
District 2 Town of Port Royal		0.00	0.00	0.00
District 3 Town of Hilton Head	114.67	100.69	215.36	28.59
District 4 Town of Bluffton	100.24	90.26	190.50	6.04
District 5 Sheldon Township	0.00	0.00	0.00	0.00
District 6 Unincorporated Port Royal Island	28.05	0.00	28.05	0.00
Solid Waste District 7 Unincorporated Lady's Island	0.00	0.00	0.00	0.00
Solid Waste District 8 St. Helena & Islands East	57.99	0.00	57.99	0.00
Solid Waste District 9 Unincorporated Bluffton Township	31.91	87.10	119.01	0.00
Daufuskie	0.00	0.00	0.00	0.00
OVERALL COUNTY TONNAGE	332.86	341.17	674.03	34.63
COUNTY TONNAGE PLUS NEWSPAPER	68.25	0.00	742.28	

Monthly Comparison of Residential Recycling Sources



YTD Residential Recycling Tonnage

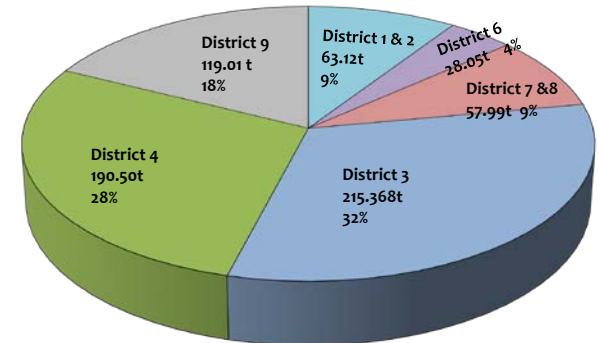
	Convenience Center Tonnage	Residential Route Tonnage	YTD Residential Tonnage
YTD Residential Tonnage	2,988.29	3,795.22	6,109.48
YTD Residential Tonnage + Newspaper			7,461.06

Fiscal Year Overall County Recycling Tonnage & Services Comparison

Month	FY 12 Recycling Tonnage	FY 13 Recycling Tonnage	FY 12 Recycling Services Cost	FY 13 Recycling Services Cost
July	645.93	734.20	\$27,667	\$25,162
August	758.02	735.04	\$26,936	\$27,569
September	701.63	693.98	\$20,146	\$23,251
October	703.22	759.38	\$24,003	\$12,225
November	770.72	766.33	\$29,324	\$28,830
December	855.43	758.82	\$32,994	\$21,182
January	775.30	826.54	\$20,242	\$25,416
February	652.86	698.94	\$29,487	\$6,343
March	717.53	745.55	\$27,416	\$19,603
April	783.17	742.28	\$20,221	\$23,605
May	785.20		\$26,505	
June	742.51		\$19,838	
TOTAL	8,892	7,461.06	\$304,779	\$213,187

Residential Tonnage + Newspaper Tonnage NO Commercial Tonnage

Overall County Tonnage Comparison by District



Solid Waste Recycling Budget Status

	FY12 Through April	FY13 Through April	FY12 % Expended YTD	FY13 % Expended YTD
Recycling Services	\$258,436	\$213,187	74%	66%

Solid Waste and Recycling Division Monthly Update

Fiscal Year 2013

Distributed to the Solid Waste and Recycling Board of Beaufort County

Fiscal Year 13 Recycling Revenue

Month/Year	Charleston Steel	SP Recycling / Erik Tomsson Enterprises, LLC	Santee Cooper	Interstate Batteries
Jul-12		\$3,004	\$1,334	\$225
Aug-12	\$32,607	\$3,871	\$2,062	\$105
Sep-12		\$2,067	\$889	
Oct-12		\$2,567	\$826	\$84
Nov-12		\$3,431	\$1,943	\$84
Dec-12		\$3,773	\$679	\$95
Jan-13	\$38,886	\$3,938	\$1,050	
Feb-13		\$3,366	\$963	
Mar-13		\$3,720	\$1,691	
Apr-13	\$38,360	\$3,839	\$1,617	\$180
May-13				\$195
Jun-13				
Sub Totals	\$109,853	\$33,574	\$13,052	\$968
GRAND TOTAL TO DATE				\$157,447

Fiscal Year 13 MRF Credit

Month/Year	Waste Management (MRF) *credit towards processing costs
Jul-12	\$8,363
Aug-12	\$8,662
Sep-12	\$11,003
Oct-12	\$24,779
Nov-12	\$5,593
Dec-12	\$16,017
Jan-13	\$12,216
Feb-13	\$22,298
Mar-13	\$13,185
Apr-13	\$9,694
May-13	
Jun-13	
Total	\$131,811