



Beaufort County  
Solid Waste and Recycling Board  
Thursday, February 28, 2013  
2:00 p.m.

Conference Room, Building 2, Beaufort Industrial Village  
102 Industrial Village Road, Beaufort  
843.255.2734

In accordance with South Carolina Code of Laws, 1976, Section 30-4-80(d), as amended, all local media was duly notified of the time, date, place and agenda of this meeting.

1. CALL TO ORDER – 2:00 p.m.
  - A. Approval of Agenda
  - B. Approval of Minutes – [January 24, 2013](#)
2. INTRODUCTION
3. PUBLIC COMMENT
4. REPORTS
  - A. Finance Department Reports
  - B. Solid Waste & Recycling Division Monthly Reports, January 2013 ([Backup](#))
  - C. Litter Officers' Report
  - D. Recycling Coordinators' Report
5. UNFINISHED BUSINESS
  - A. Transfer Station Fatal Flaw Analysis-Site Analysis (In Progress)
  - B. Solid Waste Management Plan
6. NEW BUSINESS
  - A. Election of Board Chairman
  - B. RFP on Yard Waste and C&D Disposal/Recycling
  - C. Change in Newspaper Recycling
7. PUBLIC COMMENT
8. ADJOURNMENT
  - A. Next Meeting, March 28, 2013, BIV 2, Beaufort Industrial Village





## Beaufort County Solid Waste and Recycling Board Meeting

### Thursday, January 24, 2:00 pm

### BIV – 2 Conference Room

#### **Attendees:**

Earl Dietz, Chairman , District 8 Representative  
LaShonda Scott, District 5 Representative  
George Potts, District 9 Representative  
Ben Wheatley, District 7 Representative  
James Ayers, District 4 Representative (Ex-Officio)  
Brad Woods, MCRD Liaison  
Gary Dukes, MCAS Liaison  
Rob McFee, Director of E&I  
Eddie Bellamy, Public Works Director  
James Minor, Solid Waste Manager  
Beth Lewis, Information Coord/Analyst  
Carol Murphy, Recycling Coordinator

#### **Absentees:**

David R. Uehling, VChair, District 6, Representative  
Isaiah Smalls, District 1 Representative (Ex-Officio)  
Van Willis, District 2 Representative (Ex-Officio)  
John Miller, Supt. Solid Waste & Recycling  
Alicia Holland, Beaufort County Finance Dept.

#### **Guests Attending:**

Tom Soder, SP Paper

#### **County Council Members Attending:**

Cynthia M. Bensch

- **Call to Order:** Chairman Dietz called the meeting to order at 2:00 pm
- **Agenda:** The agenda was approved as written with the addition of an item to number 7, “Chairman’s Comments”.
- **Minutes:** The minutes of November 29, 2012, were approved as written. There was no meeting held during December 2012.
- **Introductions:** All present were introduced.
- **Public Comment:** There was no public comment.
- **Monthly Reports**
  - **Finance Report:**
    - Ms. Alicia Holland, Finance Department, was unavailable for this meeting. Mr. Minor reported on the monthly snapshot asking that any question should be emailed to him. At midyear we are on target.. Mr. Minor explained the DHEC Tire rules to Ms. Bensch.
  - **SW&R Monthly Reports:**
    - Mr. Minor reviewed the December 2012 reports noting that we are at 51% of the budget year. Mr. Minor explained how districts were divided noting that 60% of residential waste is generated South of the Broad and 40% North. He also noted that solid waste districts are not the same as Council districts.
    - He noted that this was the first time in 10 years that MSW and Bulky at Bluffton exceeded Hilton Heads numbers. Hilton Head diverted ~250 tons of recycling ( a combination of curbside and Convenience Center tonnage) proving the importance of curbside recycling as a tool to reduce solid waste Total Tonnage for November 2012 was 4,651 tons vs. 4,900 in 2011.

- Total November 2012 disposal costs were \$182,768 vs. \$187,910 in 2011. Mr. Minor noted that this is a reflection of less tonnage. Total hauling costs were \$61,904 vs. \$47,224 in 2011. Hauling and disposal were at 52% a bit over budget but characteristic for this portion of the year and increase in hauling contract.
- Traffic flow was 138,097 patrons for all centers. Counters are repaired and working accurately. The traffic at the Simmonsville Road center reached an all time high of over 36,000. Mr. Minot noted that we had no explanation for the increase and that we would have to watch the trend.
- Total recycling tonnage for November was 691.75 with 67.07 tons of newspaper. Recycling services cost 9,906 during October because proceeds for the month included \$21,182 in credits from Waste Management. Additionally \$39,936 in revenue from scrap newspaper, oil, etc. Mr. Minor explained how credits were applied and how recycling proceeds go to the general fund.
  - Mr. Dietz commented that the staff should be credited with seeking out all of the extra cash producing waste streams. He suggested that recycling funds should go back to improve and increase recycling.
- **Litter Officers' Reports**
  - Mrs. Murphy informed the Board that Sgt. Carl Barr retired, December 7, 2012. A new officer would be named by the next meeting.
  - Illegal dumping on Sheldon Road was discussed.
- **Coordinators' Report**
  - Mrs. Murphy reminded the viewing public that the Electronics and Shredding event would be held January 26, 2013 at both public works sites.
  - Ms. Murphy displayed the newest education venue on our web page created and drafted by Beth Lewis; Beaufort Recycles - A Newsletter [www.bcgov.net/recycle](http://www.bcgov.net/recycle)
  - Hilton Head portion of Clean Marine Project, funded by a KAB-UPS Grant, included collection of 1 ton of litter and a 2.7 ton bridge fender, clean up of 3 acres of critical marshland and 300 feet of river.
- **Unfinished Business**
  - **Transfer Station**
    - Transfer Station Fatal Flaw Analysis – Mr. Minor was asked to explain how transfer stations operate in a solid waste system. Also, he indicated staff continues to pursue a site location.
  - **SW Management Plan –**
    - Mr. Dietz asked the status of the plan and Mr. Minor noted that he will be meeting with DHEC this month to finalize all details of this plan.
- 
- 
-

○ **New Business**

- Mr. Dietz's made closing comments as he ends his time with the board that started in 1996 the year before the Solid Waste and Recycling Board was formalized by County Council under the direction of SC law.
  
- Mr. Dietz noted that he had been pleased to work with staff and the Board improving Solid Waste and Recycling opportunities. He add a list of accomplishments that include:
  - Recycling costs have been reduced from \$400 p/ton to \$24 p/ton. It is now LESS to recycle than dispose.
  - Many centers have been revised and upgraded.
  - Through grants and carefully planning many compactors have been added to the collection system reducing costs of pulls and improving efficiency.
  - Safe disposal through Hazardous Materials and Medication Collections have been added. He noted that this is a service wanted and appreciated by the public.
  - Electronics and Shredding events quarterly have been a huge source of recycling for the county.
  - The addition of the Litter Officer Program has significantly helped reduce littering and illegal dumping.
  - Implementation of the transfer station is the latest effort by staff to achieve future goals and meet future needs.
  
- Mr. Dietz gave staff credit for the achievements made during his tenure as member and Chair of the Board. Mr. Minor thanked Mr. Dietz again for his service to Beaufort County.

○ **Public Comment:**

- There was none.

○ **The Meeting ended** at 2:50 pm.

- The next regular board meeting will be held February 28, 2013, 2:00 pm in BIV 2 Conference Room.

Cc: Mr. Gary T. Kubic, County Administrator  
Miss Suzanne Rainey, Clerk to Council  
J. Robert McFee, PE, Division Director, Engineering and Infrastructure  
Eddie Bellamy, PW Director

Solid Waste and Recycling Division Monthly Update  
February Fiscal Year 2013  
Distributed to the Solid Waste and Recycling Board of Beaufort County

Solid Waste Overall County Convenience Center Tonnage

	January FY12	January FY13
<b>Household &amp; Bulky</b>	1,705.86	1,859.35
<b>Yard Waste</b>	273.32	426.24
<b>Construction &amp; Demolition (C&amp;D)</b>	231.25	217.24
<b>TOTAL Convenience Center Tonnage</b>	2,210.43	2,502.83
<b>% of All Residential Disposal from CC</b>	45.84%	47.87%

Solid Waste Overall County Residential Route Tonnage

	January FY12	January FY13
<b>Household &amp; Bulky</b>	2,298.02	2,419.51
<b>Yard Waste</b>	277.12	285.95
<b>Construction &amp; Demolition (C&amp;D)</b>	36.56	19.57
<b>TOTAL Residential Route Tonnage</b>	2,611.70	2,725.03
<b>% of All Residential Disposal from Residential Route</b>	54.16%	52.13%

Overall Solid Waste Activity by Solid Waste District

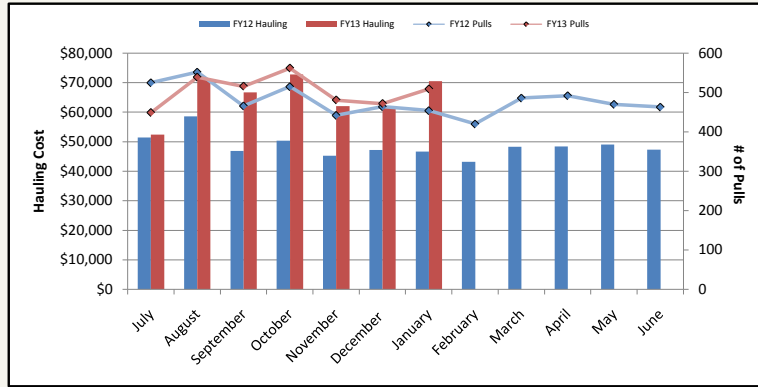
Solid Waste District	MSW & Bulky	Yard Waste	C&D	Total District Tonnage
District 1 City of Beaufort	295.44	197.32	3.48	496.24
District 2 Town of Port Royal	141.28	79.94	2.44	223.66
District 3 Town of Hilton Head	974.41	98.00	2.47	1,074.88
District 4 Town of Bluffton	489.33	101.50	134.20	725.03
District 5 Sheldon Township	146.04	10.50	3.22	159.76
District 6 Unincorporated Port Royal Island	471.87	109.36	31.19	612.42
District 7 Unincorporated Lady's Island	197.43	7.07	4.53	209.03
District 8 St. Helena & Islands East	384.57	83.73	55.28	523.58
District 9 Unincorporated Bluffton Township	1,159.56	24.77	0.00	1,184.33
Daufuskie	18.93	0.00	0.00	18.93
<b>MONTHLY OVERALL COUNTY TONNAGE</b>	4,278.86	712.19	236.81	5,227.86
<b>YTD OVERALL COUNTY TONNAGE</b>	29,200.06	4,429.29	1,488.80	35,118.15

**Solid Waste and Recycling Division Monthly Update**  
 February Fiscal Year 2013  
 Distributed to the Solid Waste and Recycling Board of Beaufort County

Solid Waste Hauling Costs

Month	FY12 Hauling	FY13 Hauling
July	\$51,417	\$52,483
August	\$58,591	\$71,536
September	\$46,871	\$66,764
October	\$50,401	\$72,857
November	\$45,298	\$62,075
December	\$47,224	\$61,904
January	\$46,642	\$70,559
February	\$43,161	
March	\$48,338	
April	\$48,412	
May	\$49,080	
June	\$47,377	
<b>TOTAL</b>	<b>\$582,812</b>	<b>\$458,178</b>

Solid Waste Hauling Costs



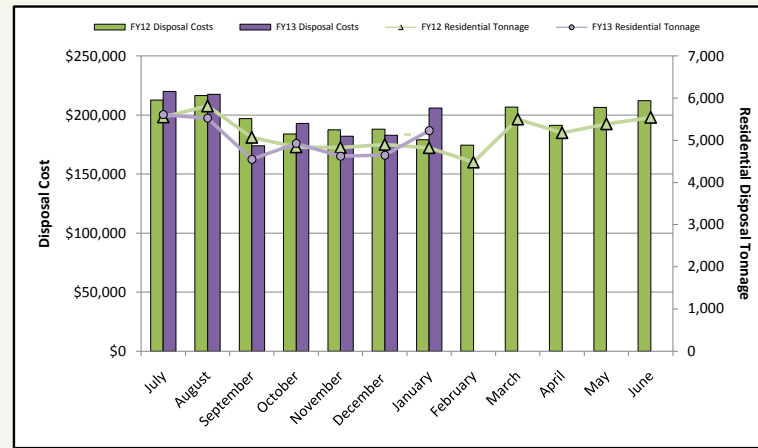
Number of Pulls

Month	FY12 Pulls	FY13 Pulls
July	525	449
August	552	539
September	466	516
October	515	562
November	442	481
December	464	472
January	454	509
February	420	
March	486	
April	492	
May	470	
June	463	
<b>TOTAL</b>	<b>5,749</b>	<b>3,528</b>

Solid Waste Disposal Costs

Month	FY12 Disposal Costs	FY13 Disposal Costs
July	\$212,706	\$219,938
August	\$216,478	\$217,433
September	\$196,899	\$173,944
October	\$183,798	\$192,895
November	\$187,501	\$181,958
December	\$187,910	\$182,768
January	\$178,987	\$205,748
February	\$174,381	
March	\$206,736	
April	\$191,270	
May	\$206,287	
June	\$212,214	
<b>TOTAL</b>	<b>\$2,355,167</b>	<b>\$1,374,684</b>

Solid Waste Disposal Cost



Total County Residential Tonnage Disposal

Month	FY12 Residential Tonnage	FY13 Residential Tonnage
July	5,554	5,610
August	5,814	5,529
September	5,071	4,549
October	4,841	4,926
November	4,830	4,625
December	4,900	4,651
January	4,822	5,228
February	4,482	
March	5,503	
April	5,180	
May	5,390	
June	5,545	
<b>TOTAL</b>	<b>61,933</b>	<b>35,118</b>

Solid Waste Hauling and Disposal Budgets Status

	FY12 Through January	FY13 Through January	FY12 % Expended	FY13 % Expended
<b>Hauling Costs</b>	\$346,444	\$458,178	38%	61%
<b>Disposal Costs</b>	\$1,364,278	\$1,374,684	56%	61%

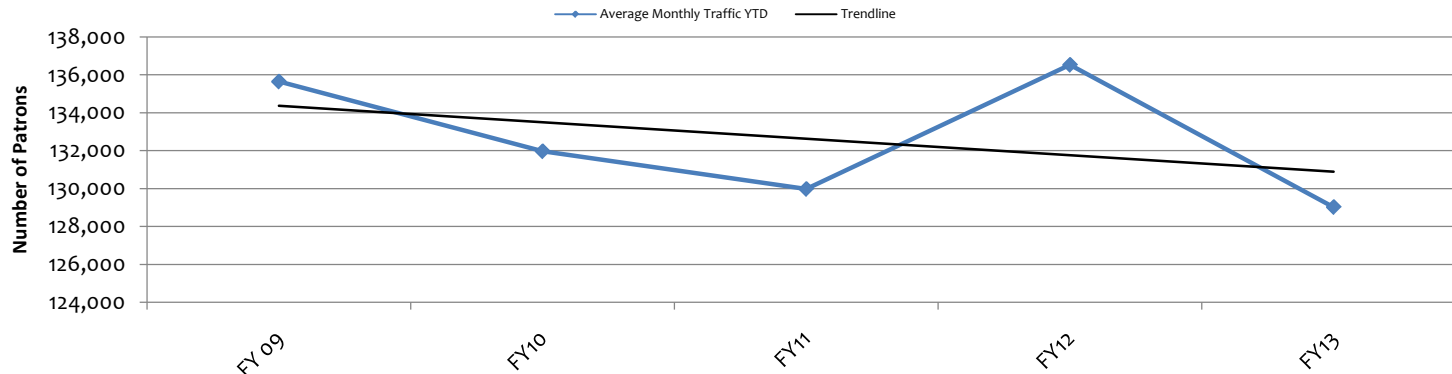
Solid Waste and Recycling Division Monthly Update  
 February Fiscal Year 2013  
 Distributed to the Solid Waste and Recycling Board of Beaufort County

Monthly Convenience Center Total Traffic Information

	December FY 12	December FY 13
Hilton Head	28,407	26,554
Bluffton	24,359	38,085
Lobeco	7,190	6,874
Sheldon	1,409	1,310
Big Estate	1,023	1,072
Shanklin	11,479	11,135
Gate	13,852	13,729
St. Helena	27,534	21,974
Coffin Point	1,171	1,213
Cuffy	784	719
Pritchardville	12,661	14,025
<b>Total Traffic for ALL Convenience Centers</b>	<b>129,869</b>	<b>136,690</b>

Note: Attendant's Numbers for Shanklin and St. Helena Convenience Centers

**Average Monthly Traffic YTD by Fiscal Year**

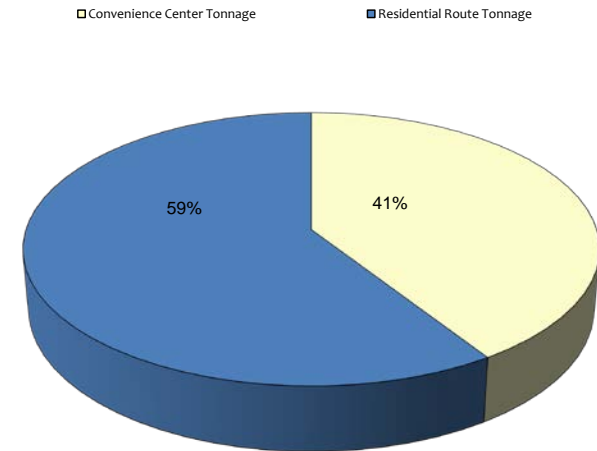


Solid Waste and Recycling Division Monthly Update  
February Fiscal Year 2013  
Distributed to the Solid Waste and Recycling Board of Beaufort County

Recycling Activity by Solid Waste District

Solid Waste District	Convenience Center Tonnage	Residential Route Tonnage	Overall County Tonnage by District	Commercial Tonnage
District 1 City of Beaufort		88.14	88.14	0.00
District 2 Town of Port Royal		0.00	0.00	0.00
District 3 Town of Hilton Head	102.21	162.27	264.48	22.27
District 4 Town of Bluffton	89.10	108.93	198.03	12.47
District 5 Sheldon Township	0.00	0.00	0.00	0.00
District 6 Unincorporated Port Royal Island	26.89	0.00	26.89	0.00
Solid Waste District 7 Unincorporated Lady's Island	0.00	0.00	0.00	0.00
Solid Waste District 8 St. Helena & Islands East	59.23	0.00	59.23	0.00
Solid Waste District 9 Unincorporated Bluffton Township	31.74	88.03	119.77	0.00
Daufuskie	0.00	0.00	0.00	0.00
<b>OVERALL COUNTY TONNAGE</b>	<b>309.17</b>	<b>447.37</b>	<b>756.54</b>	<b>34.74</b>
<b>COUNTY TONNAGE PLUS NEWSPAPER</b>		<b>0.00</b>	<b>756.54</b>	

Monthly Comparison of Residential Recycling Sources



YTD Residential Recycling Tonnage

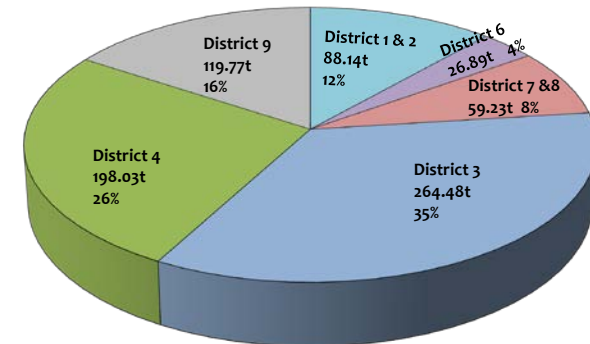
	Convenience Center Tonnage	Residential Route Tonnage	YTD Residential Tonnage
YTD Residential Tonnage	2,079.54	2,712.04	4,791.58
YTD Residential Tonnage + Newspaper			5,204.29

Fiscal Year Overall County Recycling Tonnage & Services Comparison

Month	FY 12 Recycling Tonnage	FY 13 Recycling Tonnage	FY 12 Recycling Services Cost	FY 13 Recycling Services Cost
July	645.93	734.20	\$27,667	\$25,162
August	758.02	735.04	\$26,936	\$27,569
September	701.63	693.98	\$20,146	\$23,251
October	703.22	759.38	\$24,003	\$12,225
November	770.72	766.33	\$29,324	\$28,830
December	855.43	758.82	\$32,994	\$21,182
January	775.30	756.54	\$20,242	\$25,416
February	652.86		\$29,487	
March	717.53		\$27,416	
April	783.17		\$20,221	
May	785.20		\$26,505	
June	742.51		\$19,838	
<b>TOTAL</b>	<b>8,892</b>	<b>5,204.29</b>	<b>\$304,779</b>	<b>\$163,635</b>

Residential Tonnage + Newspaper Tonnage NO Commercial Tonnage

Overall County Tonnage Comparison by District



Solid Waste Recycling Budget Status

	FY12 Through January	FY13 Through December	FY12 % Expended YTD	FY13 % Expended YTD
Recycling Services	\$181,313	\$163,635	52%	50%



Solid Waste and Recycling Division Monthly Update

Fiscal Year 2013

Distributed to the Solid Waste and Recycling Board of Beaufort County

**Fiscal Year 13 Recycling Revenue**

Month/Year	Charleston Steel	SP Recycling	Santee Cooper	Interstate Batteries
Jul-12		\$3,004	\$1,334	\$225
Aug-12	\$32,607	\$3,871	\$2,062	\$105
Sep-12		\$2,067	\$889	
Oct-12		\$2,567	\$826	\$84
Nov-12		\$3,431	\$1,943	\$84
Dec-12		\$3,773	\$679	\$95
Jan-13	\$38,886	\$1,575	\$1,050	
Feb-13			\$963	
Mar-13				
Apr-13				
May-13				
Jun-13				
Sub Totals	\$71,493	\$20,287	\$9,744	\$593
<b>GRAND TOTAL TO DATE</b>				\$102,117

**Fiscal Year 13 MRF Credit**

Month/Year	Waste Management (MRF) *credit towards processing costs
Jul-12	\$8,363
Aug-12	\$8,662
Sep-12	\$11,003
Oct-12	\$24,779
Nov-12	\$5,593
Dec-12	\$16,017
Jan-13	\$12,216
Feb-13	
Mar-13	
Apr-13	
May-13	
Jun-13	
Total	\$86,634