



Beaufort County  
Solid Waste and Recycling Board  
Thursday, January 24, 2013  
2:00 p.m.

Conference Room, Building 2, Beaufort Industrial Village  
102 Industrial Village Road, Beaufort  
843.255.2734

In accordance with South Carolina Code of Laws, 1976, Section 30-4-80(d), as amended, all local media was duly notified of the time, date, place and agenda of this meeting.

1. CALL TO ORDER – 2:00 p.m.
  - A. Approval of Agenda
  - B. Approval of Minutes – November 29, 2012 ([backup](#))
2. INTRODUCTION
3. PUBLIC COMMENT
4. REPORTS
  - A. Finance Department Reports
  - B. Solid Waste & Recycling Division Monthly Reports, December 2012 ([backup](#))
  - C. Litter Officers' Report
  - D. Recycling Coordinators' Report
5. UNFINISHED BUSINESS
  - A. Transfer Station Fatal Flaw Analysis-Site Analysis (In Progress)
6. NEW BUSINESS
7. PUBLIC COMMENT
8. ADJOURNMENT
  - A. Next Meeting, February 28, 2013, BIV 2, Beaufort Industrial Village





## Beaufort County Solid Waste and Recycling Board Meeting Thursday, November 29, 2012, 2:00 pm BIV – 2 Conference Room

### Attendees:

Earl Dietz, Chairman , District 8 Representative  
David R. Uehling, VChair, District 6, Representative  
Ben Wheatley, District 7 Representative  
Brad Woods, MCRD Liaison  
Gary Dukes, MCAS Liaison  
Eddie Bellamy, Public Works Director  
James Minor, Solid Waste Manager  
Beth Lewis, Information Coord/Analyst  
Carol Murphy, Recycling Coordinator

### Absentees:

LaShonda Scott, District 5 Representative  
George Potts, District 9 Representative  
Isaiah Smalls, District 1 Representative (Ex-Officio)  
Van Willis, District 2 Representative (Ex-Officio)  
Alice Darian, District 3 Representative (Ex-Officio)  
Tammy Malone, District 4 Representative (Ex-Officio)  
John Miller, Supt. Solid Waste & Recycling  
Rob McFee, Director of E&I  
Alicia Holland, Beaufort County Finance Dept.

**Guests**-None

- **Call to Order:** Chairman Dietz called the meeting to order at 2:00 pm
- **Agenda:** The agenda was approved as written.
- **Minutes:** The minutes of October 25, 2012, were approved as written.
- **Introductions:** All present were introduced.
- **Public Comment:** Mr. Dietz called for public comment. Mr. Minor used this opportunity to publicly thank Mr. Diets for his more than twenty years of service to Beaufort County on the Solid Waste & KBCB Boards and other litter reduction efforts . He will be missed and we all appreciate his hard work. A round of applause was given.
- **Monthly Reports**
  - **Finance Report:**
    - Ms. Alicia Holland, Finance Department, was unavailable for this meeting. The report will be distributed when available.
  - **SW&R Monthly Reports:**
    - Mr. Minor reviewed the October 2012 reports noting that we are at 33% of the budget year. He noted that this was the first time in 10 years that MSW and Bulky at Bluffton exceeded Hilton Heads numbers. Hilton Head diverted ~250 tons of recycling proving the importance of curbside recycling as a tool to reduce solid waste Total Tonnage for October 2012 was 4,926 tons vs. 4,841 in 2011.
    - Total October 2012 disposal costs were \$192,895 vs. \$183,798 in 2011. Mr. Minor noted that this is a reflection of less tonnage. Total hauling costs were \$72,857 vs. \$50,401 in 2011. Mr. Minor noted that the hauling costs were higher because of the contract change and lack of packer truck drivers. Hauling and disposal are both at 35% a bit over budget but characteristic for this portion of the year.
    - Traffic flow was 12,625 patrons for all centers noting that there are continuing counter problems.
    - Total recycling tonnage for October was 697.15 with 62.23 tons of newspaper. Recycling services cost 9, 906 during October because proceeds for the month

included \$24,779 in credits from Waste Management. Additionally \$4,477 in revenue from scrap newspaper, oil, etc. Mr. Minor also noted that ten years ago the recycling tonnage was only 2,000 tons p/yr and now it is over 9,000 tons p/yr.

○ **Litter Officers' Reports**

- The Litter officers reported that over 50 incidents of illegal gate dumping occurred on the Veterans Day holiday while convenience centers were closed. Hilton head had 30 of the 50! Mr. Minor noted that it has been several years since we had gate dumping and never at this level.

○ **Coordinators' Report**

- Mrs. Murphy reviewed the successes of the Clean Marine Project noting:
  - Boater saved from drowning at Station Creek
  - Boater pulled from ditch by Sgt Barr at Grays Hill Landing
  - HH bridge fence (2.77 tons) removed by Public Works
  - HH bridge area and catch basin – Kayak clean up
  - Hunting Island Marine Debris issue to be assisted by our contacts with USMC; project underway
  - Boats Total: 14 + derelict Shrimp Boat awaiting tons ~20 tons
  - Bins Tonnage: 11 bins netted .99 tons
  - Total of 51 volunteers participated in Clean Marine weekend event
    - Beaufort Sail & Power Squadron – 17 Beaufort Water Search & Rescue - 6
    - Conservation District – 6 Friends of Hunting Island – 4 Master Naturalist - 3
    - Public Works -3 SC Sea Grant – 3 Gullah/Geechee Fishing Assoc. – 7
    - Beaufort County – 3 HH Volunteers – 5 at Haig Landing
    - USCB Volunteers – at Bluffton Site~ 4 volunteers
  - Volunteers at Lemon Island, Haigh boat landing & other sites picked up trash at the landing during their shift.
  - Many Volunteers throughout the weekend passed out flyers to boater about the Clean Marine (220 flyers)
- County Council Proclaimed America Recycles Day in Beaufort County November 15, 2012. Josephina Blanc, teacher at Whale Branch Elementary, brought recycling celebration and education to students, staff and City Council.
- Mrs. Murphy informed viewers that there would be an Ewaste and Shredding event January 26, 213 at both public works sites.

○ **Unfinished Business**

- **Transfer Station**
  - Transfer Station Fatal Flaw Analysis - Site Analysis is down to three locations so progress is being made.
- **SW Management Plan –**
  - Mr. Minor noted that DHEC hasn't gotten back to him with their final review and approval. Mr. Dietz noted several corrections and word changes. Mr. Uehling asked about the noted mandate for curbside recycling. Mr. Minor noted that this change will require a mandate or it will not happen.
  - Mr Dietz Motioned, Mr. Wheatley seconded and all approved that the Plan move forward to the County Facilities committee for their review with corrections noted.

○ **New Business**

- **Convenience Center Hours**
  - Mr. Minor discussed the idea of reducing hours at the convenience centers.

Suggestions include:

- Closing all day Sunday or Wednesday
  - Reducing hours to 8 to 6; two hours daily at the twelve hour centers
  - Reducing Sunday hours to 1 to 6
  - Board members debated the pros and cons of each possibility. It will be forwarded to Council without a recommendation.
  - Mr. Wheatley commented that implementing curbside would solve the debate.
- **Public Comment:**
    - Mr. Dietz called for public comment. Mr. Bellamy took the opportunity to praise Mr. Dietz for his dedication and leadership. Mr. Dietz read his retirement letter.
  - **The Meeting ended** at 2:50 pm.
    - The next regular board meeting will be held January 24, 2013, 2:00 pm in BIV 2 Conference Room.
    - Note:** There will be no December 2012 Board Meeting.

Cc: Mr. Gary T. Kubic, County Administrator  
Miss Suzanne Rainey, Clerk to Council  
J. Robert McFee, PE, Division Director, Engineering and Infrastructure  
Eddie Bellamy, PW Director

Solid Waste and Recycling Division Monthly Update  
 January Fiscal Year 2013  
 Distributed to the Solid Waste and Recycling Board of Beaufort County

Solid Waste Overall County Convenience Center Tonnage

	December FY12	December FY13
Household & Bulky	1,806.98	1,824.54
Yard Waste	291.62	329.19
Construction & Demolition (C&D)	184.33	147.09
<b>TOTAL Convenience Center Tonnage</b>	<b>2,282.93</b>	<b>2,300.82</b>
<b>% of All Residential Disposal from CC</b>	<b>46.59%</b>	<b>49.47%</b>

Solid Waste Overall County Residential Route Tonnage

	December FY12	December FY13
Household & Bulky	2,219.26	2,069.12
Yard Waste	356.91	269.53
Construction & Demolition (C&D)	41.23	11.58
<b>TOTAL Residential Route Tonnage</b>	<b>2,617.40</b>	<b>2,350.23</b>
<b>% of All Residential Disposal from Residential Route</b>	<b>53.41%</b>	<b>50.53%</b>

Overall Solid Waste Activity by Solid Waste District

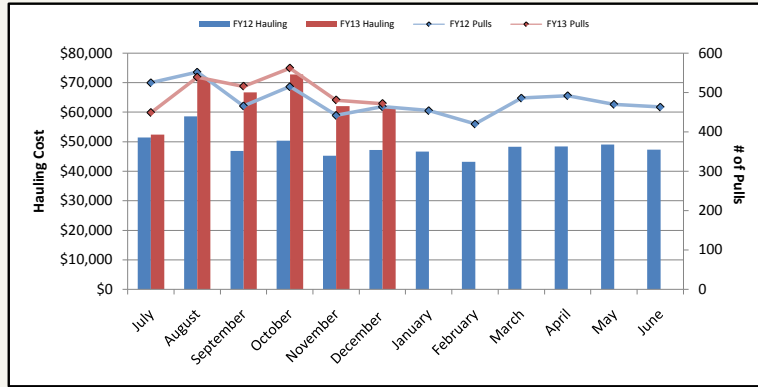
Solid Waste District	MSW & Bulky	Yard Waste	C&D	Total District Tonnage
District 1 City of Beaufort	216.39	176.73	2.54	395.66
District 2 Town of Port Royal	120.18	76.63	0.43	197.24
District 3 Town of Hilton Head	863.26	61.05	0.00	924.31
District 4 Town of Bluffton	453.56	94.50	78.68	626.74
District 5 Sheldon Township	198.36	3.50	0.00	201.86
District 6 Unincorporated Port Royal Island	505.49	86.08	12.10	603.67
District 7 Unincorporated Lady's Island	166.92	12.55	5.80	185.27
District 8 St. Helena & Islands East	366.58	68.35	57.01	491.94
District 9 Unincorporated Bluffton Township	994.39	19.33	2.11	1,015.83
Daufuskie	8.53	0.00	0.00	8.53
<b>MONTHLY OVERALL COUNTY TONNAGE</b>	<b>3,893.66</b>	<b>598.72</b>	<b>158.67</b>	<b>4,651.05</b>
<b>YTD OVERALL COUNTY TONNAGE</b>	<b>24,921.20</b>	<b>3,717.10</b>	<b>1,251.99</b>	<b>29,890.29</b>

Solid Waste and Recycling Division Monthly Update  
January Fiscal Year 2013  
Distributed to the Solid Waste and Recycling Board of Beaufort County

Solid Waste Hauling Costs

Month	FY12 Hauling	FY13 Hauling
July	\$51,417	\$52,483
August	\$58,591	\$71,536
September	\$46,871	\$66,764
October	\$50,401	\$72,857
November	\$45,298	\$62,075
December	\$47,224	\$61,904
January	\$46,642	
February	\$43,161	
March	\$48,338	
April	\$48,412	
May	\$49,080	
June	\$47,377	
<b>TOTAL</b>	<b>\$582,812</b>	<b>\$387,619</b>

Solid Waste Hauling Costs



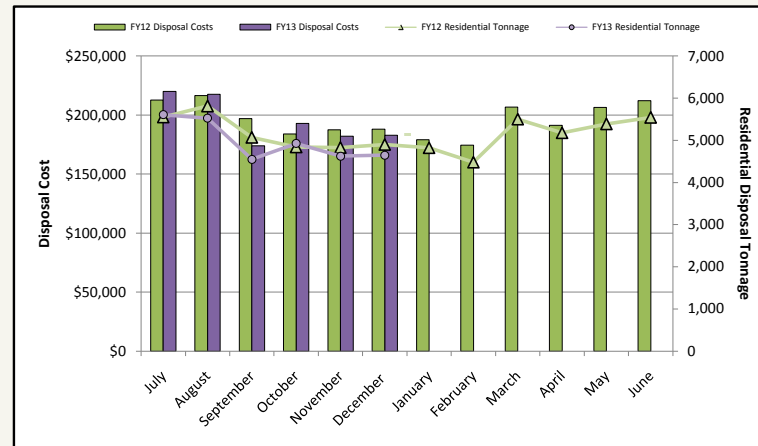
Number of Pulls

Month	FY12 Pulls	FY13 Pulls
July	525	449
August	552	539
September	466	516
October	515	562
November	442	481
December	464	472
January	454	
February	420	
March	486	
April	492	
May	470	
June	463	
<b>TOTAL</b>	<b>5,749</b>	<b>3,019</b>

Solid Waste Disposal Costs

Month	FY12 Disposal Costs	FY13 Disposal Costs
July	\$212,706	\$219,938
August	\$216,478	\$217,433
September	\$196,899	\$173,944
October	\$183,798	\$192,895
November	\$187,501	\$181,958
December	\$187,910	\$182,768
January	\$178,987	
February	\$174,381	
March	\$206,736	
April	\$191,270	
May	\$206,287	
June	\$212,214	
<b>TOTAL</b>	<b>\$2,355,167</b>	<b>\$1,168,936</b>

Solid Waste Disposal Cost



Total County Residential Tonnage Disposal

Month	FY12 Residential Tonnage	FY13 Residential Tonnage
July	5,554	5,610
August	5,814	5,529
September	5,071	4,549
October	4,841	4,926
November	4,830	4,625
December	4,900	4,651
January	4,822	
February	4,482	
March	5,503	
April	5,180	
May	5,390	
June	5,545	
<b>TOTAL</b>	<b>61,933</b>	<b>29,890</b>

Solid Waste Hauling and Disposal Budgets Status

	FY12 Through December	FY13 Through December	FY12 % Expended	FY13 % Expended
Hauling Costs	\$299,802	\$387,619	33%	52%
Disposal Costs	\$1,185,292	\$1,168,936	48%	52%

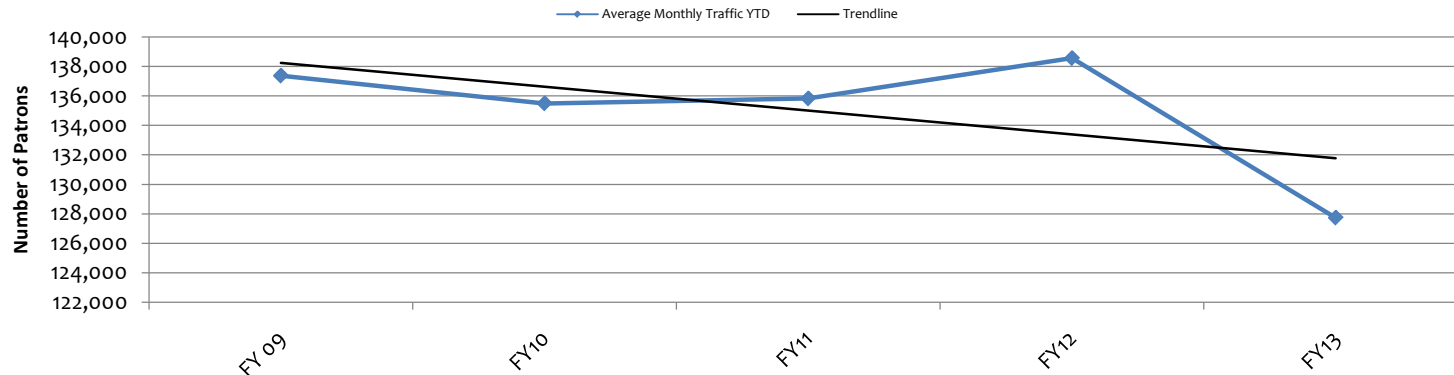
Solid Waste and Recycling Division Monthly Update  
 January Fiscal Year 2013  
 Distributed to the Solid Waste and Recycling Board of Beaufort County

Monthly Convenience Center Total Traffic Information

	December FY 12	December FY 13
Hilton Head	29,986	26,352
Bluffton	33,970	36,507
Lobeco	7,466	6,851
Sheldon	1,314	1,151
Big Estate	1,263	1,259
Shanklin	12,372	11,470
Gate	13,824	14,418
St. Helena	27,920	23,582
Coffin Point	1,126	1,347
Cuffy	816	789
Pritchardville	9,977	14,371
<b>Total Traffic for ALL Convenience Centers</b>	<b>140,034</b>	<b>138,097</b>

Note: Attendant's Numbers for Shanklin and St. Helena Convenience Centers

**Average Monthly Traffic YTD by Fiscal Year**



Solid Waste and Recycling Division Monthly Update

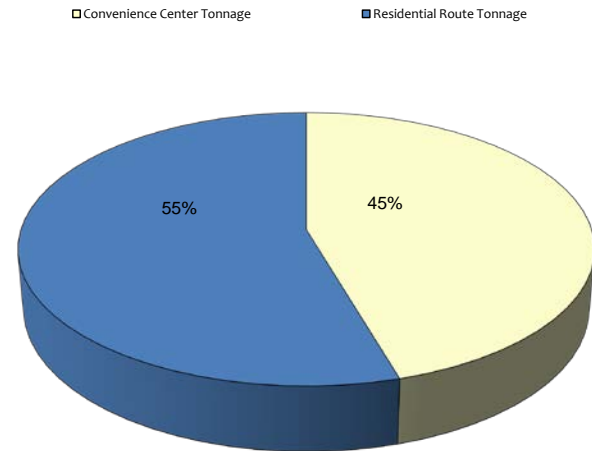
January Fiscal Year 2013

Distributed to the Solid Waste and Recycling Board of Beaufort County

Recycling Activity by Solid Waste District

Solid Waste District	Convenience Center Tonnage	Residential Route Tonnage	Overall County Tonnage by District	Commercial Tonnage
District 1 City of Beaufort		73.74	73.74	0.00
District 2 Town of Port Royal		0.00	0.00	0.00
District 3 Town of Hilton Head	97.85	142.23	240.08	11.53
District 4 Town of Bluffton	100.36	92.23	192.59	24.63
District 5 Sheldon Township	0.00	0.00	0.00	0.00
District 6 Unincorporated Port Royal Island	25.41	0.00	25.41	0.00
Solid Waste District 7 Unincorporated Lady's Island	0.00	0.00	0.00	0.00
Solid Waste District 8 St. Helena & Islands East	59.76	0.00	59.76	0.00
Solid Waste District 9 Unincorporated Bluffton Township	31.04	69.13	100.17	0.00
Daufuskie	0.00	0.00	0.00	0.00
<b>OVERALL COUNTY TONNAGE</b>	<b>314.42</b>	<b>377.33</b>	<b>691.75</b>	<b>36.16</b>
<b>COUNTY TONNAGE PLUS NEWSPAPER</b>	<b>67.07</b>	<b>0.00</b>	<b>758.82</b>	

Monthly Comparison of Residential Recycling Sources



YTD Residential Recycling Tonnage

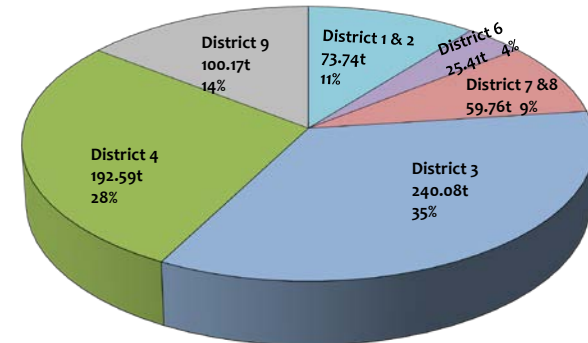
	Convenience Center Tonnage	Residential Route Tonnage	YTD Residential Tonnage
YTD Residential Tonnage	1,455.95	1,887.34	4,035.04
YTD Residential Tonnage + Newspaper			4,447.75

Fiscal Year Overall County Recycling Tonnage & Services Comparison

Month	FY 12 Recycling Tonnage	FY 13 Recycling Tonnage	FY 12 Recycling Services Cost	FY 13 Recycling Services Cost
July	645.93	734.20	\$27,667	\$25,162
August	758.02	735.04	\$26,936	\$27,569
September	701.63	693.98	\$20,146	\$23,251
October	703.22	759.38	\$24,003	\$12,225
November	770.72	766.33	\$29,324	\$28,830
December	855.43	758.82	\$32,994	\$21,182
January	775.30		\$20,242	
February	652.86		\$29,487	
March	717.53		\$27,416	
April	783.17		\$20,221	
May	785.20		\$26,505	
June	742.51		\$19,838	
<b>TOTAL</b>	<b>8,892</b>	<b>4,447.75</b>	<b>\$304,779</b>	<b>\$138,219</b>

Residential Tonnage + Newspaper Tonnage NO Commercial Tonnage

Overall County Tonnage Comparison by District



Solid Waste Recycling Budget Status

	FY12 Through December	FY13 Through December	FY12 % Expended YTD	FY13 % Expended YTD
Recycling Services	\$181,313	\$138,219	52%	43%



Solid Waste and Recycling Division Monthly Update

Fiscal Year 2013

Distributed to the Solid Waste and Recycling Board of Beaufort County

**Fiscal Year 13 Recycling Revenue**

Month/Year	Charleston Steel	SP Recycling	Santee Cooper	Interstate Batteries
Jul-12		\$3,004	\$1,334	\$225
Aug-12	\$32,607	\$3,871	\$2,062	\$105
Sep-12		\$2,067	\$889	
Oct-12		\$2,567	\$826	\$84
Nov-12		\$3,431	\$1,943	\$84
Dec-12		\$3,773	\$679	\$95
Jan-13			\$1,050	
Feb-13				
Mar-13				
Apr-13				
May-13				
Jun-13				
<b>Sub Totals</b>	\$32,607	\$18,712	\$8,782	\$593
<b>GRAND TOTAL TO DATE</b>				\$60,693

**Fiscal Year 13 MRF Credit**

Month/Year	Waste Management (MRF) *credit towards processing costs
Jul-12	\$8,363
Aug-12	\$8,662
Sep-12	\$11,003
Oct-12	\$24,779
Nov-12	\$5,593
Dec-12	\$16,017
Jan-13	
Feb-13	
Mar-13	
Apr-13	
May-13	
Jun-13	
<b>Total</b>	\$74,418