




**Beaufort County
Solid Waste and Recycling Board
Meeting Agenda July 26, 2012**



**Location: Beaufort Industrial Village, BIV 2,
Beaufort, SC 29906
2:00 P.M.**

1. CALL TO ORDER: MR. DIETZ – 2:00 P.M.
 - A. Approve meeting Agenda
 - B. Approval of the Minutes from previous meeting: June 28, 2012
([backup](#))
2. INTRODUCTION
3. PUBLIC COMMENT
4. REPORTS:
 - A. Finance Department Reports; Alicia Holland, Controller ([backup](#))
 - B. Solid Waste & Recycling Division Monthly Reports, June 2012
([backup](#))
 - C. Litter Officers' Report
 - D. Recycling Coordinators' Report
5. UNFINISHED BUSINESS:
 - A. Daufuskie Island Convenience Center Design/Build – No Update
 - B. Transfer Station Fatal Flaw Analysis-Site Analysis – No update
 - C. 2013 Budget ([backup](#))
 - D. Convenience Center Hauling Contract
 - E. Electronics Recycling Contract
6. NEW BUSINESS
7. PUBLIC COMMENT
8. ADJOURNMENT
9. SOLID WASTE MANAGEMENT PLAN WORKSHOP SESSION
 - A. Review of revised Solid Waste Management Plan
10. NEXT MEETING, SEPTEMBER 27, 2012 , AT
 - A. Beaufort Industrial Village, BIV 2
 - B. Note: August meeting cancelled



Beaufort County Solid Waste and Recycling Board Meeting Thursday, June 28, 2012, 2:00 pm BIV – 2 Conference Room

Attendees:

Earl Dietz, Chairman, District 8 Representative
David R. Uehling, VChair, District 6, Representative
Ben Wheatley, District 7 Representative
George Potts, District 9 Representative
LaShonda Scott, District 5 Representative
Gary Dukes, MCAS Liaison
Rob McFee, Director of E&I
Eddie Bellamy, Public Works Director
James Minor, Solid Waste Manager
Beth Lewis, Information Coord/Analyst
Carol Murphy, Recycling Coordinator

Absentees:

Brad Woods, MCRD Liaison
Alice Darian, District 3 Representative (Ex-Officio)
Tammy Malone, District 4 Representative (Ex-Officio)
Isaiah Smalls, District 1 Representative (Ex-Officio)
Van Willis, District 2 Representative (Ex-Officio)
Billie Lindsay, Planning
John Miller, Supt. Solid Waste & Recycling
Guests
Tom Soder, SP Paper

- **Call to Order:** Chairman Dietz called the meeting to order at 2:00 pm.
- **Agenda:** The Agenda was approved as written.
- **Minutes:** The minutes of May 24, 2012, were approved as written.
- **Introductions:** All present were introduced.
- **Public Comment:** Mr. Dietz called for public comment. There being none, the meeting continued.
- **Monthly Reports**
 - **Finance Report:**
 - The Finance Report for the month ending 5/31/2012 was distributed and presented by Mr. Minor. The FY2012 solid waste and recycling section budget at the end of May is approximately 80% expended. Mr. Minor reviewed some of the grant reports.
 - **SW&R Monthly Reports:**
 - Mr. Minor reviewed the May 2012 reports including Tonnage Maps for each type of waste. Total Tonnage for May was 5,390 tons vs. 5,424 in 2011.
 - Total May disposal costs were \$206,287. Total hauling costs were \$49,080. Related budgets are on target and below budget in hauling
 - Traffic flow was 135,318 patrons for all centers.
 - May recycling includes 453.23 tons curbside, 331.97 tons from centers plus 71.60 newspapers. Total for the month residential was 785.20 tons. 8,149 tons YTD. With one month to go, YTD recycling has surpassed historic collection.
 - Total May recycling costs were \$18,146 and \$227,386 YTD, noting the recycling budget is 65% expended with 91% of the fiscal year completed.
 - Recycling proceeds for the year includes: \$167,931 in credits from our contract with Waste Management, \$229,071 in revenue from scrap metal, newspaper, oil, etc.
- **Litter Officers' Reports**
 - Sgt Morris and the Beaufort County Sherriff's Department sponsored the Kayak cleanup of

the Downtown area of the Beaufort River as a pre Water Festival event.

- 20 bags of debris were collected .
- **Coordinators' Report**
 - Viewers were reminded about World Oceans Day events throughout June with culminating events June 30. They were also reminded about the fall Marine Debris Removal effort. This program is the result of partnership with over 20 agencies and receipt of 3 grants through 3 different agencies.
- **Unfinished Business**
 - **Daufuskie Island Convenience Center**
 - No Update
 - **Transfer Station**
 - No Update
 - **2013 Budget**
 - Mr. Minor will report when information is received from Finance.
- **New Business**
 - Convenience Center Hauling Contract
 - Mr. Minor informed the board that the hauling contractor, Waste Pro, gave a 60 day notice to withdraw from their current contract, less than one year old. The county attorney is working with the process of a replacement contractor.
 - Mr. Potts asked if the level of service has been acceptable and Mr. Minor replied that there were no complaints about their service before or during the 60 day period.
 - Electronics Waste Contract
 - The County has been using the state Ewaste contractor for the last year's quarterly events. Creative Recycling Services has asked and received a rewrite of the contract to include charges for some materials. Using their new chart, the past four events would have cost an additional \$16,000
 - We are in the process of exploring other options but finding a certified contractor available for our dates. CRS may not even do events in the future.
- **Public Comment:**
 - None
- **The Meeting ended** at 2:39 pm.
 - The next regular board meeting will be held Jul 26, 2012, 2:00 pm in BIV 2 Conference Room.
Note: There will be no August 2012 Board Meeting.
 - A Solid Waste Management Plan Workshop will be held immediately after the regular July meeting.

Cc: Mr. Gary T. Kubic, County Administrator
Miss Suzanne Rainey, Clerk to Council
J. Robert McFee, PE, Division Director, Engineering and Infrastructure
Eddie Bellamy, PW Director

PRELIMINARY AND UNAUDITED
BEAUFORT COUNTY, SOUTH CAROLINA
SCHEDULE OF REVENUES AND EXPENDITURES - BUDGET (GAAP BASIS) AND ACTUAL
SOLID WASTE AND RECYCLING
For the Period Ending June 30, 2012

	Budget	Actual	Variance Positive (Negative)	Percent of Budget
Revenues				
Sale of Recyclables	\$ 321,600	\$ 238,639	\$ (82,961)	74%
Waste Disposal Fees	78,500	74,305	(4,195)	95%
Total Revenues	<u>400,100</u>	<u>312,944</u>	<u>(87,156)</u>	<u>78%</u>
Expenditures				
Solid Waste / Recycling Administration				
Personnel	649,259	560,391	88,868	86%
Purchased Services	3,930,919	3,483,012	447,907	89%
Supplies	96,445	111,212	(14,767)	115%
Capital	58,303	31,330	26,973	54%
	<u>4,734,926</u>	<u>4,185,945</u>	<u>548,981</u>	<u>88%</u>
Solid Waste / Recycling Hilton Head				
Personnel	90,593	91,449	(856)	101%
Purchased Services	6,700	7,611	(911)	114%
Supplies	3,400	2,286	1,114	67%
	<u>100,693</u>	<u>101,346</u>	<u>(653)</u>	<u>101%</u>
Solid Waste / Recycling Bluffton				
Personnel	134,890	135,301	(411)	100%
Purchased Services	8,928	9,715	(787)	109%
Supplies	3,900	3,491	409	90%
	<u>147,718</u>	<u>148,507</u>	<u>(789)</u>	<u>101%</u>
Solid Waste / Recycling Unincorporated Port Royal				
Personnel	164,421	127,768	36,653	78%
Purchased Services	10,000	7,718	2,282	77%
Supplies	4,100	4,091	9	100%
	<u>178,521</u>	<u>139,577</u>	<u>38,944</u>	<u>78%</u>
Solid Waste / Recycling Daufuskie				
Personnel	41,156	-	41,156	0%
Purchased Services	5,300	-	5,300	0%
Supplies	2,900	-	2,900	0%
	<u>49,356</u>	<u>-</u>	<u>49,356</u>	<u>0%</u>
Solid Waste / Recycling St. Helena				
Personnel	149,655	137,461	12,194	92%
Purchased Services	11,000	11,755	(755)	107%
Supplies	6,200	4,012	2,188	65%
	<u>166,855</u>	<u>153,228</u>	<u>13,627</u>	<u>92%</u>
Solid Waste / Recycling Sheldon				
Personnel	90,593	89,505	1,088	99%
Purchased Services	9,300	8,346	954	90%
Supplies	5,300	2,674	2,626	50%
	<u>105,193</u>	<u>100,525</u>	<u>4,668</u>	<u>96%</u>
Total Expenditures	<u>5,483,262</u>	<u>4,829,128</u>	<u>654,134</u>	<u>88%</u>
Net Expenditures	<u>\$ (5,083,162)</u>	<u>\$ (4,516,184)</u>	<u>\$ (566,978)</u>	<u>89%</u>

PRELIMINARY AND UNAUDITED
BEAUFORT COUNTY, SOUTH CAROLINA
COMBINING BALANCE SHEET
NONMAJOR SPECIAL REVENUE FUNDS - SOLID WASTE AND RECYCLING
June 30, 2012

	Oil Collection Grant	Solid Waste/ Recycling Grant	Energy Grant	Tire Recycling Grant	Waste Management Recycling Grant	Total
<u>ASSETS</u>						
Equity in Pooled Cash and Investments	\$ -	\$ 6,019	\$ 270	\$ -	\$ 30,174	\$ 36,463
Receivables, Net	<u>10,589</u>	<u>1,454</u>	<u>6,128</u>	<u>3,000</u>	<u>-</u>	<u>21,171</u>
Total Assets	<u>10,589</u>	<u>7,473</u>	<u>6,398</u>	<u>3,000</u>	<u>30,174</u>	<u>57,634</u>
<u>LIABILITIES AND FUND EQUITY</u>						
Liabilities						
Accounts Payable	\$ 6,082	\$ 1,747	\$ 5,582	\$ 2,368	\$ -	\$ 15,779
Accrued Payroll	<u>-</u>	<u>-</u>	<u>816</u>	<u>-</u>	<u>-</u>	<u>816</u>
Total Liabilities	<u>6,082</u>	<u>1,747</u>	<u>6,398</u>	<u>2,368</u>	<u>-</u>	<u>16,595</u>
<u>FUND BALANCE</u>						
Reserved for Encumbrances	443	-	-	-	-	443
Reserved for Special Revenue Funds	<u>4,064</u>	<u>5,726</u>	<u>-</u>	<u>632</u>	<u>30,174</u>	<u>40,596</u>
	<u>4,507</u>	<u>5,726</u>	<u>-</u>	<u>632</u>	<u>30,174</u>	<u>41,039</u>
Total Liabilities and Fund Balance	<u>\$ 10,589</u>	<u>\$ 7,473</u>	<u>\$ 6,398</u>	<u>\$ 3,000</u>	<u>\$ 30,174</u>	<u>\$ 57,634</u>

PRELIMINARY AND UNAUDITED
 BEAUFORT COUNTY, SOUTH CAROLINA
 COMBINING STATEMENT OF REVENUES, EXPENDITURES AND CHANGES IN FUND BALANCES
 NONMAJOR SPECIAL REVENUE FUNDS - SOLID WASTE AND RECYCLING
 For the Period Ending June 30, 2012

	Oil Collection Grant		
	Budget	Actual	Variance Positive (Negative)
Revenues			
Intergovernmental	\$ 17,900	\$ 16,112	\$ (1,788)
Total Revenues	<u>17,900</u>	<u>16,112</u>	<u>(1,788)</u>
Expenditures			
Purchased Services	6,700	3,184	3,516
Supplies	2,000	-	2,000
Capital	9,200	8,421	779
Total Expenditures	<u>17,900</u>	<u>11,605</u>	<u>6,295</u>
Net Change in Fund Balance	-	4,507	4,507
Fund Balance at Beginning of Year	<u>-</u>	<u>-</u>	<u>-</u>
Fund Balance at End of Year	<u>\$ -</u>	<u>\$ 4,507</u>	<u>\$ 4,507</u>

PRELIMINARY AND UNAUDITED
 BEAUFORT COUNTY, SOUTH CAROLINA
 COMBINING STATEMENT OF REVENUES, EXPENDITURES AND CHANGES IN FUND BALANCES
 NONMAJOR SPECIAL REVENUE FUNDS - SOLID WASTE AND RECYCLING
 For the Period Ending June 30, 2012

	Solid Waste/ Recycling Grant		
	Budget	Actual	Variance Positive (Negative)
Revenues			
Intergovernmental	\$ 10,900	\$ 19,626	\$ 8,726
Total Revenues	<u>10,900</u>	<u>19,626</u>	<u>8,726</u>
Expenditures			
Purchased Services	4,600	6,000	(1,400)
Supplies	<u>12,464</u>	<u>14,064</u>	<u>(1,600)</u>
Total Expenditures	<u>17,064</u>	<u>20,064</u>	<u>(3,000)</u>
Net Change in Fund Balance	(6,164)	(438)	5,726
Fund Balance at Beginning of Year	<u>6,164</u>	<u>6,164</u>	<u>-</u>
Fund Balance at End of Year	<u>\$ -</u>	<u>\$ 5,726</u>	<u>\$ 5,726</u>

PRELIMINARY AND UNAUDITED
 BEAUFORT COUNTY, SOUTH CAROLINA
 COMBINING STATEMENT OF REVENUES, EXPENDITURES AND CHANGES IN FUND BALANCES
 NONMAJOR SPECIAL REVENUE FUNDS - SOLID WASTE AND RECYCLING
 For the Period Ending June 30, 2012

	Energy Grant		Variance Positive (Negative)
	Budget	Actual	
Revenues			
Intergovernmental	\$ 274,892	\$ 266,800	\$ (8,092)
Total Revenues	<u>274,892</u>	<u>266,800</u>	<u>(8,092)</u>
Expenditures			
Personnel	39,392	38,807	585
Purchased Services	500	-	500
Supplies	10,600	7,974	2,626
Capital	<u>224,400</u>	<u>220,019</u>	<u>4,381</u>
Total Expenditures	<u>274,892</u>	<u>266,800</u>	<u>8,092</u>
Net Change in Fund Balance	-	-	-
Fund Balance at Beginning of Year	<u>-</u>	<u>-</u>	<u>-</u>
Fund Balance at End of Year	<u>\$ -</u>	<u>\$ -</u>	<u>\$ -</u>

PRELIMINARY AND UNAUDITED
 BEAUFORT COUNTY, SOUTH CAROLINA
 COMBINING STATEMENT OF REVENUES, EXPENDITURES AND CHANGES IN FUND BALANCES
 NONMAJOR SPECIAL REVENUE FUNDS - SOLID WASTE AND RECYCLING
 For the Period Ending June 30, 2012

	Tire Recycling Grant		
	Budget	Actual	Variance Positive (Negative)
Revenues			
Intergovernmental	\$ 53,750	\$ 48,820	\$ (4,930)
Total Revenues	<u>53,750</u>	<u>48,820</u>	<u>(4,930)</u>
Expenditures			
Purchased Services	53,750	48,188	5,562
Total Expenditures	<u>53,750</u>	<u>48,188</u>	<u>5,562</u>
Net Change in Fund Balance	-	632	632
Fund Balance at Beginning of Year	<u>-</u>	<u>-</u>	<u>-</u>
Fund Balance at End of Year	<u>\$ -</u>	<u>\$ 632</u>	<u>\$ 632</u>

PRELIMINARY AND UNAUDITED
 BEAUFORT COUNTY, SOUTH CAROLINA
 COMBINING STATEMENT OF REVENUES, EXPENDITURES AND CHANGES IN FUND BALANCES
 NONMAJOR SPECIAL REVENUE FUNDS - SOLID WASTE AND RECYCLING
 For the Period Ending June 30, 2012

	Waste Management Recycling Grant		
	Budget	Actual	Variance Positive (Negative)
Revenues			
Miscellaneous	\$ 12,000	\$ 12,000	\$ -
Total Revenues	<u>12,000</u>	<u>12,000</u>	<u>-</u>
Expenditures			
Purchased Services	12,000	-	12,000
Total Expenditures	<u>12,000</u>	<u>-</u>	<u>12,000</u>
Net Change in Fund Balance	-	12,000	12,000
Fund Balance at Beginning of Year	<u>18,174</u>	<u>18,174</u>	<u>-</u>
Fund Balance at End of Year	<u>\$ 18,174</u>	<u>\$ 30,174</u>	<u>\$ 12,000</u>

PRELIMINARY AND UNAUDITED
 BEAUFORT COUNTY, SOUTH CAROLINA
 COMBINING STATEMENT OF REVENUES, EXPENDITURES AND CHANGES IN FUND BALANCES
 NONMAJOR SPECIAL REVENUE FUNDS - SOLID WASTE AND RECYCLING
 For the Period Ending June 30, 2012

	Total		Variance Positive (Negative)
	Budget	Actual	
Revenues			
Intergovernmental	\$ 357,442	\$ 351,358	\$ (6,084)
Miscellaneous	<u>12,000</u>	<u>12,000</u>	<u>-</u>
Total Revenues	<u>369,442</u>	<u>363,358</u>	<u>(6,084)</u>
Expenditures			
Personnel	39,392	38,807	585
Purchased Services	77,550	57,372	20,178
Supplies	25,064	22,038	3,026
Capital	<u>233,600</u>	<u>228,440</u>	<u>5,160</u>
Total Expenditures	<u>375,606</u>	<u>346,657</u>	<u>28,949</u>
Net Change in Fund Balance	(6,164)	16,701	22,865
Fund Balance at Beginning of Year	<u>24,338</u>	<u>24,338</u>	<u>-</u>
Fund Balance at End of Year	<u>\$ 18,174</u>	<u>\$ 41,039</u>	<u>\$ 22,865</u>

Solid Waste and Recycling Division Monthly Update
 June Fiscal Year 2012
 Distributed to the Solid Waste and Recycling Board of Beaufort County

Solid Waste Overall County Convenience Center Tonnage

	June FY11	June FY12
Household & Bulky	2,014.30	1,927.21
Yard Waste	382.32	387.42
Construction & Demolition (C&D)	163.16	170.66
June TOTAL Convenience Center Tonnage	2,559.78	2,485.29
June % of All Residential Disposal from CC	42.51%	44.82%
Fiscal Year 12 TOTAL Convenience Center Tonnage	22,125.28	21,193.69
Fiscal Year 12 % of All Residential Disposal from CC	42.83%	41.97%

Solid Waste Overall County Residential Route Tonnage

	June FY11	June FY12
Household & Bulky	2,942.19	2,650.93
Yard Waste	386.50	366.02
Construction & Demolition (C&D)	133.75	42.88
TOTAL Residential Route Tonnage	3,462.44	3,059.83
% of All Residential Disposal from Residential Route	57.49%	55.18%
Fiscal Year 12 TOTAL Residential Route Tonnage	29,528.72	29,308.87
Fiscal Year 12 % of All Residential Disposal from RR	57.17%	58.03%

Overall Solid Waste Activity by Solid Waste District

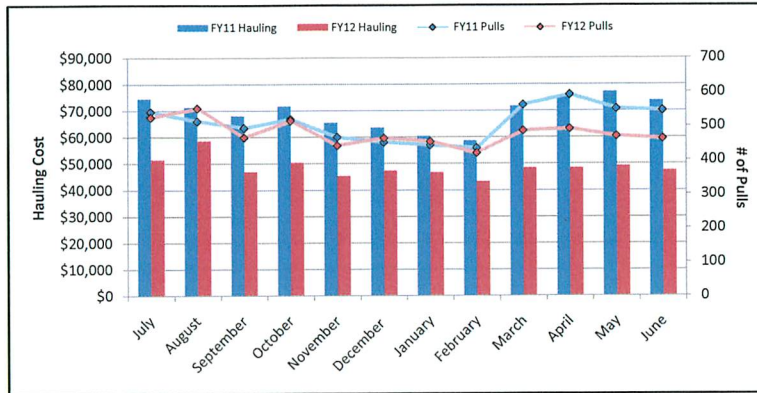
Solid Waste District	MSW & Bulky	Yard Waste	C&D	Total District Tonnage
District 1 City of Beaufort	277.85	182.34	5.70	465.89
District 2 Town of Port Royal	121.85	162.90	0.00	284.75
District 3 Town of Hilton Head	1,369.28	77.00	3.69	1,449.97
District 4 Town of Bluffton	569.41	91.00	74.62	735.03
District 5 Sheldon Township	170.01	10.50	0.72	181.23
District 6 Unincorporated Port Royal Island	521.52	74.03	27.95	623.50
District 7 Unincorporated Lady's Island	203.37	13.87	11.64	228.88
District 8 St. Helena & Islands East	451.97	105.04	88.00	645.01
District 9 Unincorporated Bluffton Township	884.01	36.76	1.22	921.99
Daufuskie	8.87	0.00	0.00	8.87
MONTHLY OVERALL COUNTY TONNAGE	4,578.14	753.44	213.54	5,545.12
YTD FY 12 OVERALL COUNTY TONNAGE	50,497.58	8,307.23	3,128.59	61,933.40

Solid Waste and Recycling Division Monthly Update
June Fiscal Year 2012
Distributed to the Solid Waste and Recycling Board of Beaufort County

Solid Waste Hauling Costs

Month	FY11 Hauling	FY12 Hauling
July	\$74,597	\$51,417
August	\$71,381	\$58,591
September	\$68,031	\$46,871
October	\$71,756	\$50,401
November	\$65,528	\$45,298
December	\$63,596	\$47,224
January	\$60,428	\$46,642
February	\$58,775	\$43,161
March	\$71,798	\$48,338
April	\$75,074	\$48,412
May	\$77,195	\$49,080
June	\$73,889	\$47,377
TOTAL	\$832,048	\$582,812

Solid Waste Hauling Costs



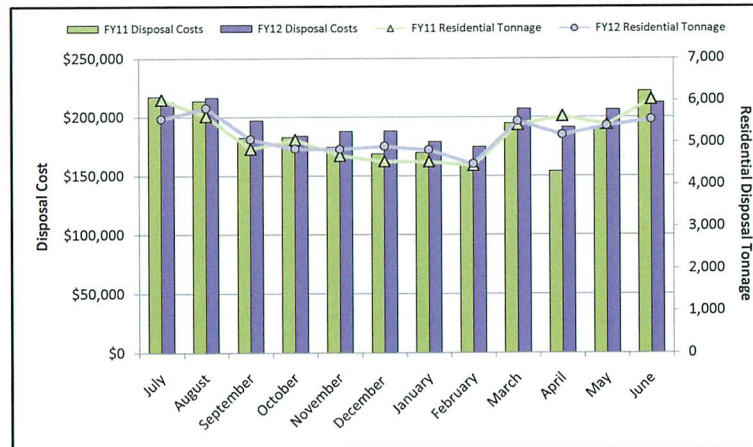
Number of Pulls

Month	FY11 Pulls	FY12 Pulls
July	541	525
August	514	552
September	494	466
October	520	515
November	467	442
December	452	464
January	444	454
February	435	420
March	562	486
April	592	492
May	551	470
June	546	463
TOTAL	6,118	5,749

Solid Waste Disposal Costs

Month	FY11 Disposal Costs	FY12 Disposal Costs
July	\$217,172	\$212,706
August	\$213,562	\$216,478
September	\$182,197	\$196,899
October	\$182,803	\$183,798
November	\$174,222	\$187,501
December	\$168,502	\$187,910
January	\$169,667	\$178,987
February	\$160,316	\$174,381
March	\$194,457	\$206,736
April	\$153,708	\$191,270
May	\$189,496	\$206,287
June	\$222,075	\$212,214
TOTAL	\$2,228,176	\$2,355,167

Solid Waste Disposal Cost



Total County Residential Tonnage Disposal

Month	FY11 Residential Tonnage	FY12 Residential Tonnage
July	6,018	5,554
August	5,620	5,814
September	4,840	5,071
October	5,058	4,841
November	4,681	4,830
December	4,548	4,900
January	4,539	4,822
February	4,450	4,482
March	5,416	5,503
April	5,626	5,180
May	5,424	5,390
June	6,022	5,545
TOTAL	62,242	61,933

Solid Waste Hauling and Disposal Budgets Status

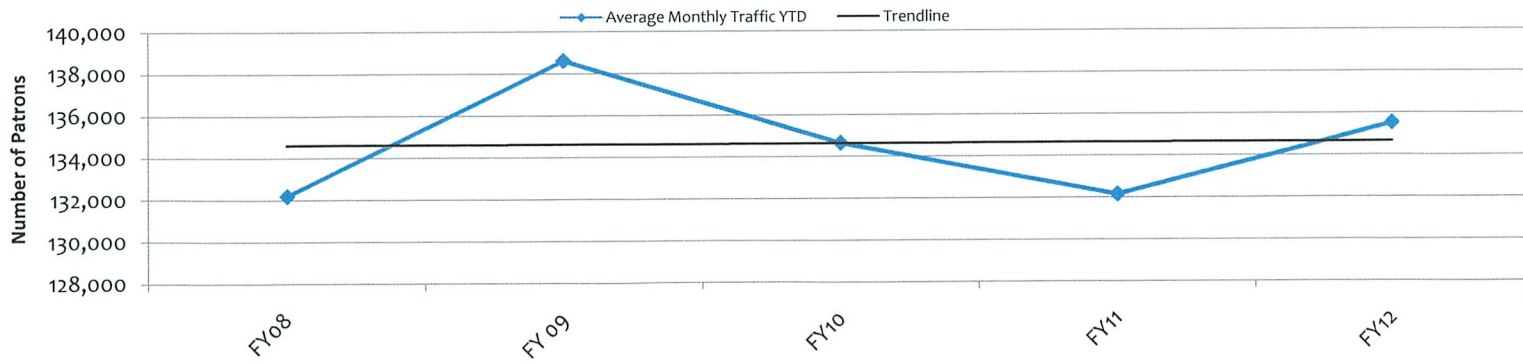
	FY11 Through June	FY12 Through June	FY11 % Expended	FY12 % Expended
Hauling Costs	\$832,048	\$582,812	79%	65%
Disposal Costs	\$2,228,176	\$2,355,167	75%	96%

Solid Waste and Recycling Division Monthly Update
 June Fiscal Year 2012
 Distributed to the Solid Waste and Recycling Board of Beaufort County

Monthly Convenience Center Total Traffic Information

	June FY 11	June FY 12
Hilton Head	31,117	25,955
Bluffton	31,403	26,288
Lobeco	7,999	7,283
Sheldon	1,497	1,294
Big Estate	1,147	1,146
Shanklin	16,908	12,691
Gate	14,606	14,168
St. Helena	30,566	27,203
Coffin Point	1,623	1,566
Cuffy	1,338	920
Pritchardville	9,849	14,246
Total Traffic for ALL Convenience Centers	148,053	132,760
FY Total Traffic for ALL Convenience Centers	1,585,893	1,626,223

Average Monthly Traffic YTD by Fiscal Year



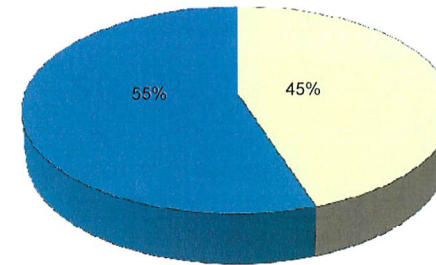
Solid Waste and Recycling Division Monthly Update
June Fiscal Year 2012
Distributed to the Solid Waste and Recycling Board of Beaufort County

Recycling Activity by Solid Waste District

Solid Waste District	Convenience Center Tonnage	Residential Route Tonnage	Overall County Tonnage by District	Commercial Tonnage
District 1 City of Beaufort		77.93	77.93	0.00
District 2 Town of Port Royal		0.00	0.00	0.00
District 3 Town of Hilton Head	98.11	149.19	247.30	19.72
District 4 Town of Bluffton	90.74	86.37	177.11	30.53
District 5 Sheldon Township	0.00	0.00	0.00	0.00
District 6 Unincorporated Port Royal Island	30.36	0.00	30.36	0.00
Solid Waste District 7 Unincorporated Lady's Island	0.00	0.00	0.00	0.00
Solid Waste District 8 St. Helena & Islands East	58.44	0.00	58.44	14.72
Solid Waste District 9 Unincorporated Bluffton Township	29.76	62.64	92.40	0.00
Daufuskie	0.00	0.00	0.00	0.00
OVERALL COUNTY TONNAGE	307.41	376.13	683.54	64.97
COUNTY TONNAGE PLUS NEWSPAPER	58.97	0.00	742.51	

Monthly Comparison of Residential Recycling Sources

□ Convenience Center Tonnage ■ Residential Route Tonnage



YTD Residential Recycling Tonnage

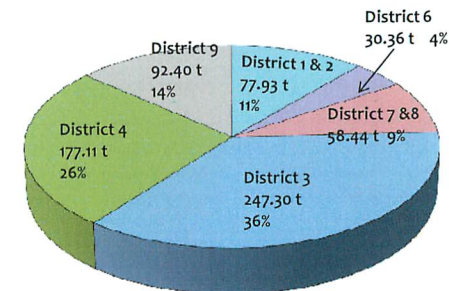
	Convenience Center Tonnage	Residential Route Tonnage	YTD Residential Tonnage
YTD Residential Tonnage	3,726.47	4,405.43	8,131.90
YTD Residential Tonnage + Newspaper			8,891.52

Fiscal Year Overall County Recycling Tonnage & Services Comparison

Month	FY 11 Recycling Tonnage	FY 12 Recycling Tonnage	FY 11 Recycling Services Cost	FY 12 Recycling Services Cost
July	606.24	645.93	\$21,321	\$25,039
August	612.70	758.02	\$19,450	\$24,346
September	621.04	701.63	\$27,998	\$17,867
October	586.96	703.22	\$29,044	\$13,697
November	647.34	770.72	\$24,536	\$24,023
December	702.36	855.43	\$25,496	\$30,022
January	618.16	775.30	\$22,634	\$17,608
February	591.84	652.86	\$27,574	\$19,239
March	691.03	717.53	\$14,381	\$20,061
April	770.39	783.17	\$22,162	\$17,338
May	651.59	785.20	\$30,136	\$18,146
June	740.25	742.51	\$14,320	\$17,483
TOTAL	7,840	8,892	\$279,052	\$244,868

Residential Tonnage + Newspaper Tonnage NO Commercial Tonnage

Overall County Tonnage Comparison by District



Solid Waste Recycling Budget Status

	FY11 Through June	FY12 Through June	FY11 % Expended YTD	FY12 % Expended YTD
Recycling Services	\$279,052	\$244,868	74%	70%

Solid Waste and Recycling Division Monthly Update
Fiscal Year 2012

Distributed to the Solid Waste and Recycling Board of Beaufort County

Fiscal Year 12 Recycling Revenue

Month/Year	Charleston Steel	SP Recycling	Santee Cooper	Interstate Batteries
Jul-11		\$5,264		\$170
Aug-11		\$6,200	\$1,292	
Sep-11	\$60,564	\$6,439	\$3,028	\$130
Oct-11		\$6,329	\$3,226	\$525
Nov-11		\$5,436	\$1,674	\$208
Dec-11		\$3,781	\$2,310	\$236
Jan-12		\$3,168	\$1,215	
Feb-12	\$56,109	\$3,413	\$3,124	\$217
Mar-12		\$4,271	\$2,947	
Apr-12	\$35,438	\$5,098	\$882	\$165
May-12		\$5,067	\$1,145	
Jun-12		\$3,974	\$2,251	
Sub Totals	\$152,111	\$58,439	\$23,093	\$1,651
GRAND TOTAL TO DATE				\$235,294

Fiscal Year 12 MRF Credit

Month/Year	Waste Management (MRF) *credit towards processing costs
Jul-11	\$13,172
Aug-11	\$19,205
Sep-11	\$20,512
Oct-11	\$15,684
Nov-11	\$10,451
Dec-11	\$12,937
Jan-12	\$21,305
Feb-12	\$7,721
Mar-12	\$15,330
Apr-12	\$19,444
May-12	\$12,170
Jun-12	\$20,883
Total	\$175,640

Solid Waste and Recycling Division Monthly Update
 June Fiscal Year 2012
 Distributed to the Solid Waste and Recycling Board of Beaufort County

County Office Recycling Tonnage

Month	Office Recycling Tonnages FY11				Office Recycling Tonnages FY12			
	Books	Baled Office Paper	Baled OCC	Records Management	Books	Baled Office Paper	Baled OCC	Records Management
July				0.89	3.42			4.38
August					1.49			0.34
September					0.87			1.08
October					1.18			6.76
November					1.81			1.34
December					2.24			2.4
January					1.15			0.89
February	0.32				1.67	7.25	8.14	1.31
March	2.14				1.37			0.87
April	2.16				1.47		18.04	0.31
May	1.34				1.36			0.62
June	1.54			10.19				
Total	7.50	0.00	0.00	11.08	18.03	7.25	26.18	20.30

Additional: 0.75 tons of loose OCC and 0.23 tons of loose Office Paper Sold

County Office Recycling Revenue

Fiscal Year 12		
Month	Office Recycling Revenue	
	FY11 Revenue	FY12 Revenue
July		
August		
September		
October		
November		
December		
January		
February		\$1,270.25
March		
April		\$6.04
May		\$1,578.50
June		
Total		\$2,854.79

Month	Records Management	
	FY11 Revenue	FY12 Revenue
July		\$825.62
August		\$66.30
September		\$189.54
October		\$1,098.60
November		\$130.65
December		\$203.65
January	\$7,521.00	\$75.21
February		\$102.38
March		\$93.31
April		\$31.23
May		\$62.47
June	\$1,854.58	
Total	\$9,375.58	\$2,878.96

t = tons

JUNE FISCAL YEAR 12 SW&R BY DISTRICT

- ★ Land Fills
 - Citizen Convenience Centers
 - ▲ Un-manned Citizen Convenience Center
- Solid Waste Districts**
- 1 City of Beaufort
 - 2 Town of Port Royal
 - 3 Hilton Head Island
 - 4 Town of Bluffton
 - 5 Sheldon Township
 - 6 Unincorporated Port Royal Island
 - 7 Unincorporated Lady's Island
 - 8 St Helena Island & Islands East
 - 9 Unincorporated Bluffton Township

Solid Waste District 5
 MSW & Bulky = 170.01t
 Yard Waste = 10.50t
 C&D = 0.72t
 Recycling = 0.00 t

Solid Waste District 1
 MSW & Bulky = 277.85t
 Yard Waste = 182.34t
 C&D = 5.70t
 *Recycling = 77.93t
 *Combined SW Districts 1 & 2

Solid Waste District 7
 MSW & Bulky = 203.37t
 Yard Waste = 13.87t
 C&D = 11.64t
 Recycling = 0.00t

Solid Waste District 6
 MSW & Bulky = 521.52t
 Yard Waste = 74.03t
 C&D = 27.95t
 Recycling = 30.36t

Solid Waste District 8
 MSW & Bulky = 451.97t
 Yard Waste = 105.04t
 C&D = 88.00t
 Recycling = 58.44t

Solid Waste District 9
 MSW & Bulky = 884.01t
 Yard Waste = 36.76t
 C&D = 1.22t
 *Recycling Total= 92.40t
 *See SW District 4 Overlap btwn Districts

Solid Waste District 2
 MSW & Bulky = 121.85t
 Yard Waste = 162.90t
 C&D = 0.00t
 Recycling = *See SW District 1

Solid Waste District 4
 MSW & Bulky = 569.41t
 Yard Waste = 91.00t
 C&D = 74.62t
 *Recycling = 177.11t
 * See SW District 9
 Overlap btwn Districts



Solid Waste District 3
 MSW & Bulky = 1,369.28t
 Yard Waste = 77.00t
 C&D = 3.69t
 Recycling = 247.30t

Daufuskie
 MSW & Bulky = 8.87t
 Recycling = 0.00t

Oakwood Landfill
 ★ Green Space Incinerator
 Hickory Hill Landfill
 ★ Material Recycling Facility

*Beaufort County
 Solid Waste Districts*

Prepared by
 Beaufort County
 GIS Division
 Printed July 20, 2009


ORG	OBJ	DESCRIPTION	RECOMMEND	Requested	
33390	50020	SALARIES AND WAGES	536,826	542,291	\$5,465
33390	50060	OVERTIME	14,850	15,221	\$371
33390	50090	PERS'NL COSTS REIMB (CR)	-		\$0
33390	50091	OTHER SAL/WAGES	-		\$0
33390	50100	EMPLOYER FICA	34,549	33,553	\$996
33390	50110	EMPLOYER MEDICARE	8,080	7,847	\$233
33390	50120	EMPLOYER SC RETIREMENT	49,222	47,519	\$1,703
33390	50130	EMPLOYER PO RETIREMENT	6,248	6,248	\$0
33390	50140	EMPLOYER GROUP INSURANCE	-		\$0
33390	50150	EMPLOYER WORK COMP INS	-		\$0
33390	50160	EMPLOYER TORT LIAB INS	-		\$0
33390	50170	EMPLOYER UNEMPLOYMENT INS	-		\$0
33390	51000	ADVERTISING	12,000	20,000	\$8,000
33390	51010	PRINTING	1,000	1,000	\$0
33390	51030	POSTAGE/OTHER CARRIERS	500	500	\$0
33390	51050	TELEPHONE	3,000	3,000	\$0
33390	51070	WATER/SEWER	4,000	4,000	\$0
33390	51110	MAINTENANCE CONTRACTS	300	300	\$0
33390	51120	REPAIRS TO EQUIPMENT	2,000	2,000	\$0
33390	51121	INSURANCE REIMB (CR)	-	-	\$0
33390	51140	EQUIPMENT RENTALS	8,500	8,500	\$0
33390	51150	OFFICE SPACE RENTALS	-	-	\$0
33390	51160	PROFESSIONAL SERVICES	115,000	200,000	\$85,000
33390	51165	SOLID WASTE HAULING SRVCS	750,000	850,000	\$100,000
33390	51166	SOLID WASTE DISPOSAL	2,260,682	2,441,537	\$180,855
33390	51167	RECYCLING SERVICES	325,000	338,000	\$13,000
33390	51168	DIVERSION PAYMENTS	-	-	\$0
33390	51169	WASTE DISPOSAL RECOVERY FEES	-	-	\$0
33390	5116A	DAUFUSKIE SW HAULING SERVICES	50,000	75,000	\$25,000
33390	5116B	DAUFUSKIE SW DISPOSAL SERVICES	7,500	15,000	\$7,500
33390	5116C	TN OF YEMASSEE SW HAULING	-	-	\$0
33390	5116D	TN OF YEMASSEE SW DISPOSAL	-	-	\$0
33390	51295	OTHER VEHICLE OPER COSTS	600	600	\$0
33390	51300	GARAGE REPAIRS & MAINT	28,000	28,000	\$0
33390	51301	INSURANCE REIMB (CR)	-	-	\$0
33390	51310	BOOKS,SUBS,MEMBERSHIPS	2,000	2,000	\$0
33390	51320	TRAINING AND CONFERENCES	4,900	4,900	\$0
33390	51500	VEHICLE INSURANCE	6,000	6,000	\$0
33390	51510	BLDG/CONTENTS INSURANCE	1,000	1,000	\$0
33390	51540	INSURANCE - OTHER	350	350	\$0
33390	51990	UNCLASSIFIED OPERATING	5,200	5,408	\$208
33390	52010	SUPPLIES-OFFICE/PHOTO/ETC	5,200	5,408	\$208
33390	52020	DATA PROCESSING SUPPLIES	2,500	2,500	\$0
33390	52050	UNIFORMS	5,000	5,000	\$0
33390	52240	SMALL TOOLS, ETC.	700	700	\$0
33390	52340	SIGNS (EACH UNDER \$500)	6,000	6,000	\$0
33390	52400	OTHER SUPPLIES	14,000	14,000	\$0
33390	52500	FUELS/LUBRICANTS	67,600	70,304	\$2,704
33390	52600	MINOR OFF FURN/EQP <\$3,000	500	500	\$0
33390	52610	DATA PROCESSING EQUIP <\$3,000	-	-	\$0
33390	54000	VEHICLE PURCHASES	-	-	\$0
33390	54110	DATA PROCESSING EQUIPMENT	-	-	\$0
33390	54111	DATA PROCESSING EQUIPMENT /Y2K	-	-	\$0
33390	54140	COMMUNICATIONS EQUIPMENT	-	-	\$0
33390	54200	SPECIALIZED CAPITAL EQUIP	-	-	\$0
33390	54430	SITE DEVELOPMENT	-	-	\$0
33390	54450	OTHER IMPROVEMENTS	-	-	\$0
33390	54600	CONSTRUCTION NEW BLDGS	-	-	\$0

33391	51166	SOLID WASTE DISPOSAL	-		\$0
33391	51168	DIVERSION PAYMENTS	-		\$0
33392	51166	SOLID WASTE DISPOSAL	-		\$0
33393	50020	SALARIES AND WAGES	74,845	75,601	\$756
33393	50060	OVERTIME	1,000	2,000	\$1,000
33393	50091	OTHER SAL/WAGES	-	-	\$0
33393	50100	EMPLOYER FICA	4,807	4,687	\$120
33393	50110	EMPLOYER MEDICARE	1,124	1,096	\$28
33393	50120	EMPLOYER SC RETIREMENT	8,218	7,209	\$1,009
33393	50140	EMPLOYER GROUP INSURANCE	-	-	\$0
33393	50150	EMPLOYER WORK COMP INS	-	-	\$0
33393	50160	EMPLOYER TORT LIAB INS	-	-	\$0
33393	50170	EMPLOYER UNEMPLOYMENT INS	-	-	\$0
33393	51050	TELEPHONE	-		\$0
33393	51060	ELECTRICITY/NAT'L GAS	4,000	4,000	\$0
33393	51070	WATER/SEWER	700	700	\$0
33393	51120	REPAIRS TO EQUIPMENT	2,000	2,000	\$0
33393	51140	EQUIPMENT RENTALS	-	-	\$0
33393	51160	PROFESSIONAL SERVICES	-	-	\$0
33393	51165	SOLID WASTE HAULING SRVCS	-	-	\$0
33393	51166	SOLID WASTE DISPOSAL	-	-	\$0
33393	51167	RECYCLING SERVICES	-	-	\$0
33393	51168	DIVERSION PAYMENTS	-	-	\$0
33393	52010	SUPPLIES-OFFICE/PHOTO/ETC	-	-	\$0
33393	52050	UNIFORMS	2,000	2,000	\$0
33393	52240	SMALL TOOLS, ETC.	300	300	\$0
33393	52340	SIGNS (EACH UNDER \$500)	600	600	\$0
33393	52400	OTHER SUPPLIES	1,000	1,000	\$0
33393	54430	SITE DEVELOPMENT	-		\$0
33394	50020	SALARIES AND WAGES	128,553	131,767	\$3,214
33394	50060	OVERTIME	1,980	2,030	\$49
33394	50100	EMPLOYER FICA	8,051	8,252	\$201
33394	50110	EMPLOYER MEDICARE	1,883	1,930	\$47
33394	50120	EMPLOYER SC RETIREMENT	13,764	14,108	\$344
33394	50150	EMPLOYER WORK COMP INS	-	-	\$0
33394	50160	EMPLOYER TORT LIAB INS	-	-	\$0
33394	50170	EMPLOYER UNEMPLOYMENT INS	-	-	\$0
33394	51050	TELEPHONE	-	1,500	\$1,500
33394	51060	ELECTRICITY/NAT'L GAS	2,600	2,600	\$0
33394	51070	WATER/SEWER	500	500	\$0
33394	51120	REPAIRS TO EQUIPMENT	3,000	3,000	\$0
33394	51121	INSURANCE REIMB (CR)	-	-	\$0
33394	51140	EQUIPMENT RENTALS	-	-	\$0
33394	51165	SOLID WASTE HAULING SRVCS	-	-	\$0
33394	51166	SOLID WASTE DISPOSAL	-	-	\$0
33394	51167	RECYCLING SERVICES	-	-	\$0
33394	52010	SUPPLIES-OFFICE/PHOTO/ETC	-	-	\$0
33394	52050	UNIFORMS	3,000	3,000	\$0
33394	52240	SMALL TOOLS, ETC.	400	400	\$0
33394	52340	SIGNS (EACH UNDER \$500)	800	800	\$0
33394	52400	OTHER SUPPLIES	1,200	1,200	\$0
33394	54430	SITE DEVELOPMENT	-	-	\$0

33395	50020	SALARIES AND WAGES	112,268	115,075	\$2,807
33395	50060	OVERTIME	2,000	2,050	\$50
33395	50100	EMPLOYER FICA	7,219	7,399	\$180
33395	50110	EMPLOYER MEDICARE	1,688	1,730	\$42
33395	50120	EMPLOYER SC RETIREMENT	12,343	12,652	\$309
33395	50150	EMPLOYER WORK COMP INS	-	-	\$0
33395	50160	EMPLOYER TORT LIAB INS	-	-	\$0
33395	50170	EMPLOYER UNEMPLOYMENT INS	-	-	\$0
33395	51050	TELEPHONE	-	-	\$0
33395	51060	ELECTRICITY/NAT'L GAS	3,000	3,000	\$0
33395	51070	WATER/SEWER	2,200	2,200	\$0
33395	51120	REPAIRS TO EQUIPMENT	3,000	3,000	\$0
33395	51140	EQUIPMENT RENTALS	-	-	\$0
33395	51165	SOLID WASTE HAULING SRVCS	-	-	\$0
33395	51166	SOLID WASTE DISPOSAL	-	-	\$0
33395	51167	RECYCLING SERVICES	-	-	\$0
33395	51169	WASTE DISPOSAL RECOVERY FEES	-	-	\$0
33395	51301	INSURANCE REIMB (CR)	-	-	\$0
33395	52010	SUPPLIES-OFFICE/PHOTO/ETC	-	-	\$0
33395	52050	UNIFORMS	2,400	2,400	\$0
33395	52240	SMALL TOOLS, ETC.	400	400	\$0
33395	52340	SIGNS (EACH UNDER \$500)	800	800	\$0
33395	52400	OTHER SUPPLIES	1,200	1,200	\$0
33395	54200	SPECIALIZED CAPITAL EQUIP	-	-	\$0
33395	54430	SITE DEVELOPMENT	-	-	\$0
33396	50020	SALARIES AND WAGES	-	35,264	\$35,264
33396	50060	OVERTIME	-	779	\$779
33396	50100	EMPLOYER FICA	-	2,235	\$2,235
33396	50110	EMPLOYER MEDICARE	-	523	\$523
33396	50120	EMPLOYER SC RETIREMENT	-	3,385	\$3,385
33396	50150	EMPLOYER WORK COMP INS	-	-	\$0
33396	50160	EMPLOYER TORT LIAB INS	-	-	\$0
33396	50170	EMPLOYER UNEMPLOYMENT INS	-	-	\$0
33396	51050	TELEPHONE	-	1,000	\$1,000
33396	51060	ELECTRICITY/NAT'L GAS	1,500	1,500	\$0
33396	51070	WATER/SEWER	1,800	1,800	\$0
33396	51120	REPAIRS TO EQUIPMENT	1,000	1,000	\$0
33396	51140	EQUIPMENT RENTALS	-	-	\$0
33396	51165	SOLID WASTE HAULING SRVCS	-	-	\$0
33396	51166	SOLID WASTE DISPOSAL	-	-	\$0
33396	51167	RECYCLING SERVICES	-	-	\$0
33396	52010	SUPPLIES-OFFICE/PHOTO/ETC	-	-	\$0
33396	52050	UNIFORMS	1,000	1,000	\$0
33396	52240	SMALL TOOLS, ETC.	300	300	\$0
33396	52340	SIGNS (EACH UNDER \$500)	600	600	\$0
33396	52400	OTHER SUPPLIES	1,000	1,000	\$0
33396	54200	SPECIALIZED CAPITAL EQUIP	-	-	\$0
33396	54430	SITE DEVELOPMENT	-	-	\$0

33397	50020	SALARIES AND WAGES	137,216	140,646	\$3,430
33397	50060	OVERTIME	1,000	1,025	\$25
33397	50100	EMPLOYER FICA	8,786	9,006	\$220
33397	50110	EMPLOYER MEDICARE	2,055	2,106	\$51
33397	50120	EMPLOYER SC RETIREMENT	15,021	15,397	\$376
33397	50130	EMPLOYER PO RETIREMENT	-	-	\$0
33397	50150	EMPLOYER WORK COMP INS	-	-	\$0
33397	50160	EMPLOYER TORT LIAB INS	-	-	\$0
33397	50170	EMPLOYER UNEMPLOYMENT INS	-	-	\$0
33397	51050	TELEPHONE	-	-	\$0
33397	51060	ELECTRICITY/NAT'L GAS	4,000	4,000	\$0
33397	51070	WATER/SEWER	4,000	4,000	\$0
33397	51120	REPAIRS TO EQUIPMENT	3,000	3,000	\$0
33397	51140	EQUIPMENT RENTALS	-	-	\$0
33397	51150	RENTAL-EDDINGS POINT SITE	-	-	\$0
33397	51160	PROFESSIONAL SERVICES	-	-	\$0
33397	51165	SOLID WASTE HAULING SRVCS	-	-	\$0
33397	51166	SOLID WASTE DISPOSAL	-	-	\$0
33397	51167	RECYCLING SERVICES	-	-	\$0
33397	51169	WASTE DISPOSAL RECOVERY FEES	-	-	\$0
33397	52010	SUPPLIES-OFFICE/PHOTO/ETC	-	-	\$0
33397	52050	UNIFORMS	4,800	4,800	\$0
33397	52240	SMALL TOOLS, ETC.	400	400	\$0
33397	52340	SIGNS (EACH UNDER \$500)	800	800	\$0
33397	52400	OTHER SUPPLIES	2,000	2,000	\$0
33397	54430	SITE DEVELOPMENT	-	-	\$0
33398	50020	SALARIES AND WAGES	76,746	78,665	\$1,919
33398	50060	OVERTIME	495	507	\$12
33398	50100	EMPLOYER FICA	4,806	4,926	\$120
33398	50110	EMPLOYER MEDICARE	1,124	1,152	\$28
33398	50120	EMPLOYER SC RETIREMENT	8,217	8,422	\$205
33398	50150	EMPLOYER WORK COMP INS	-	-	\$0
33398	50160	EMPLOYER TORT LIAB INS	-	-	\$0
33398	50170	EMPLOYER UNEMPLOYMENT INS	-	-	\$0
33398	51050	TELEPHONE	-	-	\$0
33398	51060	ELECTRICITY/NAT'L GAS	3,500	3,500	\$0
33398	51070	WATER/SEWER	4,000	4,000	\$0
33398	51120	REPAIRS TO EQUIPMENT	3,000	3,000	\$0
33398	51140	EQUIPMENT RENTALS	-	-	\$0
33398	51165	SOLID WASTE HAULING SRVCS	-	-	\$0
33398	51166	SOLID WASTE DISPOSAL	-	-	\$0
33398	51167	RECYCLING SERVICES	-	-	\$0
33398	51169	WASTE DISPOSAL RECOVERY FEES	-	-	\$0
33398	52010	SUPPLIES-OFFICE/PHOTO/ETC	-	-	\$0
33398	52050	UNIFORMS	2,500	2,500	\$0
33398	52240	SMALL TOOLS, ETC.	400	400	\$0
33398	52340	SIGNS (EACH UNDER \$500)	800	800	\$0
33398	52400	OTHER SUPPLIES	2,000	2,000	\$0
33398	54430	SITE DEVELOPMENT	-	-	\$0
33399	51166	SOLID WASTE DISPOSAL	-	-	\$0
			5,051,516	\$5,535,809	\$484,293

C4 A B C D E F

Beaufort County
Fiscal Year 2013-2017
Equipment Request Summary Form

5 Dept Name:
 6 Dept Number:
 7 Contact Person:

9 Summary of Equipement Request details:

	Name of Item Requested	FY2012	FY2013	FY2014	FY2015
1	Pick Up Trucks - Foreman		\$22,000	\$22,000	
2					
3					
4					
5					
6	Compaction truck				\$180,000
7	Tire Truck				
8	Mobile (Vehicle) radios		\$5,000		
9	Motorla portable (Hand held) radios		\$5,000		
10	Compactors		\$180,000	\$60,000	\$60,000
11					
12					
13					
14					
15					
16					
17					
18					
19					
20					
21					
22					
23					

B14 A B C D E F

1 Beaufort County
 2 Fiscal Year 2013-2017
 3 Equipment Request Summary Form

4
 5 Dept Na Solid Waste and Recycling - Tire Fund
 6 Dept Nu 33226
 7 Contact Jim Minor

8
 9 Summary of Equipement Request details:

	Name of Item Requested	FY2012	FY2013	FY2014	FY2015
1	Tire Truck		\$180,000		
2					
3					
4					
5					
6					
7					
8					
9					
10					
11					
12					
13					
14					
15					
16					
17					
18					
19					
20					
21					
22					