




**Beaufort County
Solid Waste and Recycling Board
Meeting Agenda April 26, 2012**



**Location: Beaufort Industrial Village, BIV 2,
Beaufort, SC 29906
2:00 P.M.**

- **Call to Order:** Mr. Dietz
 - Approve meeting Agenda
 - Approval of the Minutes from previous meeting: March 22, 2012 ([backup](#))
- **Introduction**
- **Public Comment**
- **Reports:**
 - Finance Department Reports ([backup](#))
 - Daufuskie Island Conservancy ([backup](#))
 - Solid Waste & Recycling Division Monthly Reports, March 2012 ([backup](#))
 - Litter Officers' Report
 - Recycling Coordinators' Report
- **Unfinished Business:**
 - Daufuskie Island Convenience Center Design/Build – No Update
 - Transfer Station Fatal Flaw Analysis-Site Analysis - Minor
 - Solid Waste initiatives
 - FY 2013 Budget
- **New Business:**
- **Public Comment**
- **Adjournment**
- **Solid Waste Management Plan Workshop Session**
 - Review of Solid Waste Management Plan Section 6 ([backup](#))
- **Next Meeting, May 24, 2012 , at
Beaufort Industrial Village, BIV 2**



Beaufort County Solid Waste and Recycling Board Meeting

Thursday, March 22, 2012, 2:00 pm

BIV – 2 Conference Room

Attendees:

Earl Dietz, Chairman & District 8 Representative
David R. Uehling, District 6, Representative
George Potts, District 9 Representative
Ben Wheatley, District 7 Representative
Rob McFee, Director of E&I
Leland McCormack, DHEC Liaison
Brad Woods, MCRD Liaison
Gary Dukes, MCAS Liaison
Billie Lindsay, Planning
James Minor, Solid Waste Manager
Beth Lewis, Information Coord/Analyst

Absentees:

John Miller, Supt. Solid Waste & Recycling
Carol Murphy, Recycling Coordinator
Alice Darian, District 3 Representative (Ex-Officio)
Isaiah Smalls, District 1 Representative (Ex-Officio)
Van Willis, District 2 Representative (Ex-Officio)
Tammy Malone, District 4 Representative (Ex-Officio)
Eddie Bellamy, Public Works Director

Guests

LaShonda Scott, District 5 Representative (Nominated)

- **Call to Order:** Chairman Dietz called the meeting to order at 2:00 pm.
- **Agenda:** The Agenda was approved as written.
- **Minutes:** The minutes of February 23, 2012, were approved as written.
- **Introductions:** All present were introduced.
- **Public Comment:** Mr. Dietz called for public comment. There being none, the meeting continued.
- **Monthly Reports**
 - **Finance Report:**
 - The Finance Report for February 2012 was distributed. Mr. Minor noted the financial report given to the board was a preliminary statement. February invoices were still being processed by the Finance Department. Mr. Dietz inquired about a line item for purchased services at Convenience Center. Mr. Minor stated those services include water, sewer, electric, and other operational services needed to operate centers.
 - **SW&R Monthly Reports:**
 - Mr. Minor reviewed the February 2012 reports including Tonnage Maps for each type of waste. Mr. Minor noted the St. Helena recycling tonnage appeared low and staff would look into reported figure.
 - Total Tonnage for February was 4,482 tons vs. 4,450 in 2011.
 - Total February disposal costs were \$174,381. Total hauling costs were \$43,161. Related budgets are on target. Mr. Dietz inquired if the reduction in hauling costs were associated with the new hauling contract. Mr. Minor explained that the hauling contract, compaction, and reduced tonnage at the first part of the year were all associated with the reduction in cost.
 - Traffic flow was 117,400 patrons for all centers. Mr. Minor noted counters at three centers; Pritchardville, Simmonsville, and Shanklin were out of order last month. The data for these centers were based on attendants' counts. Mr. Minor also noted that

counters were repaired and there would be more accurate counts next month.

- February recycling includes 323.96 tons curbside, 264.01 tons from centers. Total to date residential including newspapers was 652.86 tons. 5,863.11 tons YTD.
- Total February recycling costs were \$19,239. \$171,840 YTD noting the recycling budget expended 49%.
- Recycling proceeds for the year includes: \$120,986 in credits from our contract with Waste Management, \$174,057 in revenue from scrap metal, newspaper, oil, etc.

- **Residential Recycling Rates 10 Year Review**

- Mr. Minor reported in Fiscal Year 1999 Beaufort County recycled 1,786 tons of materials. In Fiscal Year 2011 that number climbed to 6,851 tons of materials. Mr. Minor stated that residential recycling has increased 109% in tonnage over the last ten years. He stated that a combined effort of communities implementing curbside collection, new Convenience Centers that make it easier & more convenient for citizens, and the growing public awareness of environmental issues have resulted in this increase.

- **Litter Officers' Reports**

- Mr. Minor reported the Zero Tolerance Campaign would kick off in April. He stated that Zero Tolerance is the one time per year that organizations come together to fight litter.

- **Coordinators' Report**

- Mr. Minor gave the Coordinators' Report stating Ms. Murphy was attending a conference out of town.
- Mr. Minor reported that the Household Hazardous Waste and Prescription medication collection event took place March 3, 2012. He reported 307+ cars attended the event with 161 cars bringing prescription medications.
- The public was reminded of the collection event schedule. Special events include
 - May 5, 2012—Saturday 9am-3pm
Electronics Waste & Shredding at two locations
Bluffton & Shanklin Public Works
 - April 28, 2012-Saturday 9am-3pm— Town of Hilton Head Sponsored(Residents)
E-Waste, Hazardous Waste & Prescription Medications Collection
 - May 12, 2012-Saturday 9am-3pm—Hazardous Waste &
Prescription Medications Collection
Shanklin Public Works Site, 140 Shanklin Rd.,
- Average Weekly office recycling collection at @ 1,500lbs
 - Totals February 2012
 - Office Recycling Program = 5,958 pounds
 - Records Dept Secure Program = 2,620 pounds
 - Book recycling = 2,520 pounds
 - OCC Bales = 16,280 pounds

- **2 Good 2 Waste**

- Ms. Lewis stated bookmarks advertising 2good2waste are being distributed to County libraries
- Citizens were reminded they can access the 2good2waste website by clicking on the slide placed on county website
- Business cards advertising the website were handed out at the March 3, 2012 Household Hazardous Waste Collection Event.

- **Unfinished Business**

- **Daufuskie Island Convenience Center**

- No Update

- **Transfer Station**

- Mr. Minor reminded the board that staff is continuing to search for a suitable piece of property. When staff has a piece of property identified and analyzed will bring to the

board.

- **Solid Waste Initiatives**

- Mr. Minor stated staff is currently in the budget process. Some items such as reducing hours and center operation schedule will come up.
- Mr. Minor also stated staff is beginning to contact municipalities to begin discussions of expanding their current contracts. Mr. Dietz inquired about how the County will proceed with curbside collection methods. Mr. Minor stated staff will be going out into the community and that is the reason staff has begun discussions with municipalities. Mr. Dietz mentioned some communities have curbside collection of garbage without collection of recyclables.
- Mr. Dietz stated he did not believe the County should pay for curbside collection. He stated communities such as Sun City pay themselves.
- Mr. Dietz inquired about the local concrete recycling market. He stated there should be a local concrete recycling market because Beaufort County does not have aggregate. Mr. Minor stated some private companies do recycle concrete. Companies such as Barnwell Resources stock pile material & REA did at one time. He also stated Honda, the St. Helena Library initiative, and Tanger were all part of the LEED certification process.

- **Fiscal Year 2013 Budget**

- Mr. Minor stated there will be no increase in the budget this year.
- Mr. Minor stated that the current Waste Management recycling contract was up for renewal. Waste Management and the County were able to reach a new recycling agreement. The new agreement foregoes a CPI adjustment and there will be a decreased cost/pull.
- Mr. Uehling inquired about Council's response to the reduction in Convenience Center hours. Mr. McFee stated last fiscal year the County was able to meet budgetary demands without the closure of Convenience Centers. He stated that staff cannot say the County will be able to meet those demands again this year.
- Mr. Potts stated he saw an article in the Bluffton Today the Sunday prior regarding Jasper County no longer being able to accept Beaufort County's waste. Mr. Minor said he would look into the article.
- Mr. Minor stated he would bring a copy of the proposed fiscal year 2013 budget to the next meeting. He stated he only requested an increase for disposal due to the return of the economy and the expected CPI adjustment. He also stated he requested a vehicle in the proposed budget, the tire truck, which is an integral part of the daily operation. The current vehicle has over 350,000 miles.

- **New Business**

- Mr. McFee and Mr. Minor informed the board of the new County permitted tire facility located off of Shanklin Road.

- **Public Comment:**

- Mr. Dietz called for the final public comment.

- **The Meeting ended** at 2:54 pm.

- The next regular board meeting will be held April 26, 2012, 2:00 pm in BIV 2 Conference Room.
- A Solid Waste Management Plan Workshop will be held immediately after the regular April meeting.

Cc: Mr. Gary T. Kubic, County Administrator
Miss Suzanne Rainey, Clerk to Council
J. Robert McFee, PE, Division Director, Engineering and Infrastructure
Eddie Bellamy, PW Director

UNAUDITED
BEAUFORT COUNTY, SOUTH CAROLINA
SCHEDULE OF REVENUES AND EXPENDITURES - BUDGET (GAAP BASIS) AND ACTUAL
SOLID WASTE AND RECYCLING
For the Period Ending March 31, 2012

| | Budget | Actual | Variance Positive (Negative) | Percent of Budget |
|---|-----------------------|-----------------------|------------------------------------|-------------------------|
| Revenues | | | | |
| Sale of Recyclables | \$ 300,000 | \$ 180,470 | \$ (119,530) | 60% |
| Waste Disposal Fees | 7,500 | 6,500 | (1,000) | 87% |
| Total Revenues | <u>307,500</u> | <u>186,970</u> | <u>(120,530)</u> | <u>61%</u> |
| Expenditures | | | | |
| Solid Waste / Recycling Administration | | | | |
| Personnel | 649,259 | 414,226 | 235,033 | 64% |
| Purchased Services | 3,959,150 | 2,330,838 | 1,628,312 | 59% |
| Supplies | 96,445 | 80,616 | 15,829 | 84% |
| Capital | 32,000 | - | 32,000 | 0% |
| | <u>4,736,854</u> | <u>2,825,680</u> | <u>1,911,174</u> | <u>60%</u> |
| Solid Waste / Recycling Hilton Head | | | | |
| Personnel | 90,593 | 69,324 | 21,269 | 77% |
| Purchased Services | 6,700 | 5,769 | 931 | 86% |
| Supplies | 3,400 | 1,857 | 1,543 | 55% |
| | <u>100,693</u> | <u>76,950</u> | <u>23,743</u> | <u>76%</u> |
| Solid Waste / Recycling Bluffton | | | | |
| Personnel | 134,890 | 104,033 | 30,857 | 77% |
| Purchased Services | 7,000 | 5,085 | 1,915 | 73% |
| Supplies | 3,900 | 2,710 | 1,190 | 69% |
| | <u>145,790</u> | <u>111,828</u> | <u>33,962</u> | <u>77%</u> |
| Solid Waste / Recycling Unincorporated Port Royal | | | | |
| Personnel | 164,421 | 97,866 | 66,555 | 60% |
| Purchased Services | 10,000 | 5,074 | 4,926 | 51% |
| Supplies | 4,100 | 2,354 | 1,746 | 57% |
| | <u>178,521</u> | <u>105,294</u> | <u>73,227</u> | <u>59%</u> |
| Solid Waste / Recycling Daufuskie | | | | |
| Personnel | 41,156 | - | 41,156 | 0% |
| Purchased Services | 5,300 | - | 5,300 | 0% |
| Supplies | 2,900 | 127 | 2,773 | 4% |
| | <u>49,356</u> | <u>127</u> | <u>49,229</u> | <u>0%</u> |
| Solid Waste / Recycling St. Helena | | | | |
| Personnel | 149,655 | 98,369 | 51,286 | 66% |
| Purchased Services | 11,000 | 6,239 | 4,761 | 57% |
| Supplies | 6,200 | 3,504 | 2,696 | 57% |
| | <u>166,855</u> | <u>108,112</u> | <u>58,743</u> | <u>65%</u> |
| Solid Waste / Recycling Sheldon | | | | |
| Personnel | 90,593 | 68,424 | 22,169 | 76% |
| Purchased Services | 9,300 | 6,308 | 2,992 | 68% |
| Supplies | 5,300 | 2,236 | 3,064 | 42% |
| | <u>105,193</u> | <u>76,968</u> | <u>28,225</u> | <u>73%</u> |
| Total Expenditures | <u>5,483,262</u> | <u>3,304,959</u> | <u>2,178,303</u> | <u>60%</u> |
| Net Expenditures | <u>\$ (5,175,762)</u> | <u>\$ (3,117,989)</u> | <u>\$ (2,057,773)</u> | <u>60%</u> |

UNAUDITED
 BEAUFORT COUNTY, SOUTH CAROLINA
 COMBINING BALANCE SHEET
 NONMAJOR SPECIAL REVENUE FUNDS - SOLID WASTE AND RECYCLING
 March 31, 2012

| | Oil Collection Grant | Solid Waste/ Recycling Grant | Energy Grant | Tire Recycling Grant | Waste Management Recycling Grant | Total |
|---------------------------------------|----------------------------|---------------------------------------|-----------------|----------------------------|---|------------------|
| ASSETS | | | | | | |
| Equity in Pooled Cash and Investments | \$ 3,556 | \$ 8,779 | \$ - | \$ 1,289 | \$ 30,174 | \$ 43,798 |
| Receivables, Net | <u>-</u> | <u>-</u> | <u>2,969</u> | <u>-</u> | <u>-</u> | <u>2,969</u> |
| Total Assets | <u>3,556</u> | <u>8,779</u> | <u>2,969</u> | <u>1,289</u> | <u>30,174</u> | <u>46,767</u> |
| LIABILITIES AND FUND EQUITY | | | | | | |
| Liabilities | | | | | | |
| Accounts Payable | \$ - | \$ - | \$ 2,329 | \$ 3,583 | \$ - | \$ 5,912 |
| Accrued Payroll | <u>-</u> | <u>-</u> | <u>640</u> | <u>-</u> | <u>-</u> | <u>640</u> |
| Total Liabilities | <u>-</u> | <u>-</u> | <u>2,969</u> | <u>3,583</u> | <u>-</u> | <u>6,552</u> |
| FUND BALANCE | | | | | | |
| Reserved for Encumbrances | 8,961 | - | 15,697 | 3,089 | - | 27,747 |
| Reserved for Special Revenue Funds | <u>(5,405)</u> | <u>8,779</u> | <u>(15,697)</u> | <u>(5,383)</u> | <u>30,174</u> | <u>12,468</u> |
| | <u>3,556</u> | <u>8,779</u> | <u>-</u> | <u>(2,294)</u> | <u>30,174</u> | <u>40,215</u> |
| Total Liabilities and Fund Balance | <u>\$ 3,556</u> | <u>\$ 8,779</u> | <u>\$ 2,969</u> | <u>\$ 1,289</u> | <u>\$ 30,174</u> | <u>\$ 46,767</u> |

UNAUDITED
 BEAUFORT COUNTY, SOUTH CAROLINA
 COMBINING STATEMENT OF REVENUES, EXPENDITURES AND CHANGES IN FUND BALANCES
 NONMAJOR SPECIAL REVENUE FUNDS - SOLID WASTE AND RECYCLING
 For the Period Ending March 31, 2012

| | Oil Collection Grant | | |
|-----------------------------------|----------------------|-----------------|------------------------------------|
| | Budget | Actual | Variance Positive (Negative) |
| Revenues | | | |
| Intergovernmental | \$ 17,900 | \$ 4,618 | \$ (13,282) |
| Total Revenues | <u>17,900</u> | <u>4,618</u> | <u>(13,282)</u> |
| Expenditures | | | |
| Purchased Services | 6,700 | 1,062 | 5,638 |
| Supplies | 2,000 | - | 2,000 |
| Capital | 9,200 | - | 9,200 |
| Total Expenditures | <u>17,900</u> | <u>1,062</u> | <u>16,838</u> |
| Net Change in Fund Balance | - | 3,556 | 3,556 |
| Fund Balance at Beginning of Year | <u>-</u> | <u>-</u> | <u>-</u> |
| Fund Balance at End of Year | <u>\$ -</u> | <u>\$ 3,556</u> | <u>\$ 3,556</u> |

UNAUDITED
 BEAUFORT COUNTY, SOUTH CAROLINA
 COMBINING STATEMENT OF REVENUES, EXPENDITURES AND CHANGES IN FUND BALANCES
 NONMAJOR SPECIAL REVENUE FUNDS - SOLID WASTE AND RECYCLING
 For the Period Ending March 31, 2012

| | Solid Waste/ Recycling Grant | | |
|-----------------------------------|------------------------------|-----------|------------------------------------|
| | Budget | Actual | Variance Positive (Negative) |
| Revenues | | | |
| Intergovernmental | \$ 10,900 | \$ 15,173 | \$ 4,273 |
| Total Revenues | 10,900 | 15,173 | 4,273 |
| Expenditures | | | |
| Purchased Services | 4,600 | 4,547 | 53 |
| Supplies | 12,463 | 8,011 | 4,452 |
| Total Expenditures | 17,063 | 12,558 | 4,505 |
| Net Change in Fund Balance | (6,163) | 2,615 | 8,778 |
| Fund Balance at Beginning of Year | 6,164 | 6,164 | - |
| Fund Balance at End of Year | \$ 1 | \$ 8,779 | \$ 8,778 |

UNAUDITED
 BEAUFORT COUNTY, SOUTH CAROLINA
 COMBINING STATEMENT OF REVENUES, EXPENDITURES AND CHANGES IN FUND BALANCES
 NONMAJOR SPECIAL REVENUE FUNDS - SOLID WASTE AND RECYCLING
 For the Period Ending March 31, 2012

| | Energy Grant | | |
|-----------------------------------|--------------|------------|------------------------------------|
| | Budget | Actual | Variance Positive (Negative) |
| Revenues | | | |
| Intergovernmental | \$ 274,892 | \$ 245,991 | \$ (28,901) |
| Total Revenues | 274,892 | 245,991 | (28,901) |
| Expenditures | | | |
| Personnel | 39,392 | 29,179 | 10,213 |
| Purchased Services | 500 | - | 500 |
| Supplies | 10,600 | 2,393 | 8,207 |
| Capital | 224,400 | 214,419 | 9,981 |
| Total Expenditures | 274,892 | 245,991 | 28,901 |
| Net Change in Fund Balance | - | - | - |
| Fund Balance at Beginning of Year | - | - | - |
| Fund Balance at End of Year | \$ - | \$ - | \$ - |

UNAUDITED
 BEAUFORT COUNTY, SOUTH CAROLINA
 COMBINING STATEMENT OF REVENUES, EXPENDITURES AND CHANGES IN FUND BALANCES
 NONMAJOR SPECIAL REVENUE FUNDS - SOLID WASTE AND RECYCLING
 For the Period Ending March 31, 2012

| | Tire Recycling Grant | | |
|-----------------------------------|----------------------|-------------------|------------------------------------|
| | Budget | Actual | Variance Positive (Negative) |
| Revenues | | | |
| Intergovernmental | \$ 53,750 | \$ 31,605 | \$ (22,145) |
| Total Revenues | <u>53,750</u> | <u>31,605</u> | <u>(22,145)</u> |
| Expenditures | | | |
| Purchased Services | 53,750 | 33,899 | 19,851 |
| Total Expenditures | <u>53,750</u> | <u>33,899</u> | <u>19,851</u> |
| Net Change in Fund Balance | - | (2,294) | (2,294) |
| Fund Balance at Beginning of Year | <u>-</u> | <u>-</u> | <u>-</u> |
| Fund Balance at End of Year | <u>\$ -</u> | <u>\$ (2,294)</u> | <u>\$ (2,294)</u> |

UNAUDITED
 BEAUFORT COUNTY, SOUTH CAROLINA
 COMBINING STATEMENT OF REVENUES, EXPENDITURES AND CHANGES IN FUND BALANCES
 NONMAJOR SPECIAL REVENUE FUNDS - SOLID WASTE AND RECYCLING
 For the Period Ending March 31, 2012

| | Waste Management Recycling Grant | | |
|-----------------------------------|----------------------------------|------------------|------------------------------------|
| | Budget | Actual | Variance Positive (Negative) |
| Revenues | | | |
| Miscellaneous | \$ 12,000 | \$ 12,000 | \$ - |
| Total Revenues | <u>12,000</u> | <u>12,000</u> | <u>-</u> |
| Expenditures | | | |
| Purchased Services | 5,000 | - | 5,000 |
| Supplies | <u>7,000</u> | <u>-</u> | <u>7,000</u> |
| Total Expenditures | <u>12,000</u> | <u>-</u> | <u>12,000</u> |
| Net Change in Fund Balance | - | 12,000 | 12,000 |
| Fund Balance at Beginning of Year | <u>18,174</u> | <u>18,174</u> | <u>-</u> |
| Fund Balance at End of Year | <u>\$ 18,174</u> | <u>\$ 30,174</u> | <u>\$ 12,000</u> |

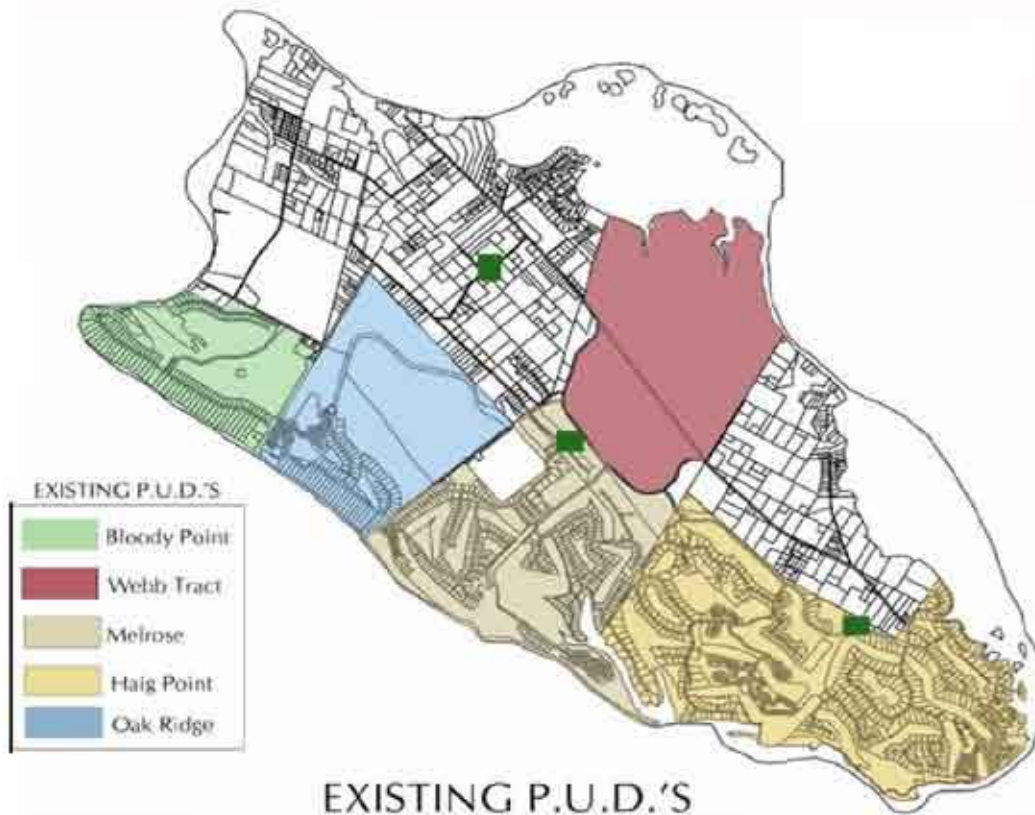
UNAUDITED
 BEAUFORT COUNTY, SOUTH CAROLINA
 COMBINING STATEMENT OF REVENUES, EXPENDITURES AND CHANGES IN FUND BALANCES
 NONMAJOR SPECIAL REVENUE FUNDS - SOLID WASTE AND RECYCLING
 For the Period Ending March 31, 2012

| | Total | | Variance Positive (Negative) |
|-----------------------------------|------------------|------------------|------------------------------------|
| | Budget | Actual | |
| Revenues | | | |
| Intergovernmental | \$ 357,442 | \$ 297,387 | \$ (60,055) |
| Miscellaneous | <u>12,000</u> | <u>12,000</u> | <u>-</u> |
| Total Revenues | <u>369,442</u> | <u>309,387</u> | <u>(60,055)</u> |
| Expenditures | | | |
| Personnel | 39,392 | 29,179 | 10,213 |
| Purchased Services | 70,550 | 39,508 | 31,042 |
| Supplies | 32,063 | 10,404 | 21,659 |
| Capital | <u>233,600</u> | <u>214,419</u> | <u>19,181</u> |
| Total Expenditures | <u>375,605</u> | <u>293,510</u> | <u>82,095</u> |
| Net Change in Fund Balance | (6,163) | 15,877 | 22,040 |
| Fund Balance at Beginning of Year | <u>24,338</u> | <u>24,338</u> | <u>-</u> |
| Fund Balance at End of Year | <u>\$ 18,175</u> | <u>\$ 40,215</u> | <u>\$ 22,040</u> |

DAUFUSKIE ISLAND CONSERVANCY



DAUFUSKIE ISLAND FACTS



8 square miles

Residents: Full 400; PT 600

Annual Visitors 50,000-200,000

3 Waste Management Sites

2007

Does It Really Matter to Recycle? Haig Point Success...Impacts Solid Waste



2009

How To Manage Solid Waste and Recycling for Entire Island?



2010
We Need A Specialist!
Grant Application Approved

JOYCE ENGINEERING
SOLID WASTE SPECIALISTS



Based on CP Plan
Protect Natural Beauty,
Provide Critical Services,
Enhance Life for all Residents

COMMUNITY INPUT



Focus Groups
Brainstorming
Fact Finding/Hard Data

FINDINGS

- Site Location
- Site Appearance
- Site Services
- Population Served
- Hours and Operations
- Public Education



It's a New

I

D

E

A

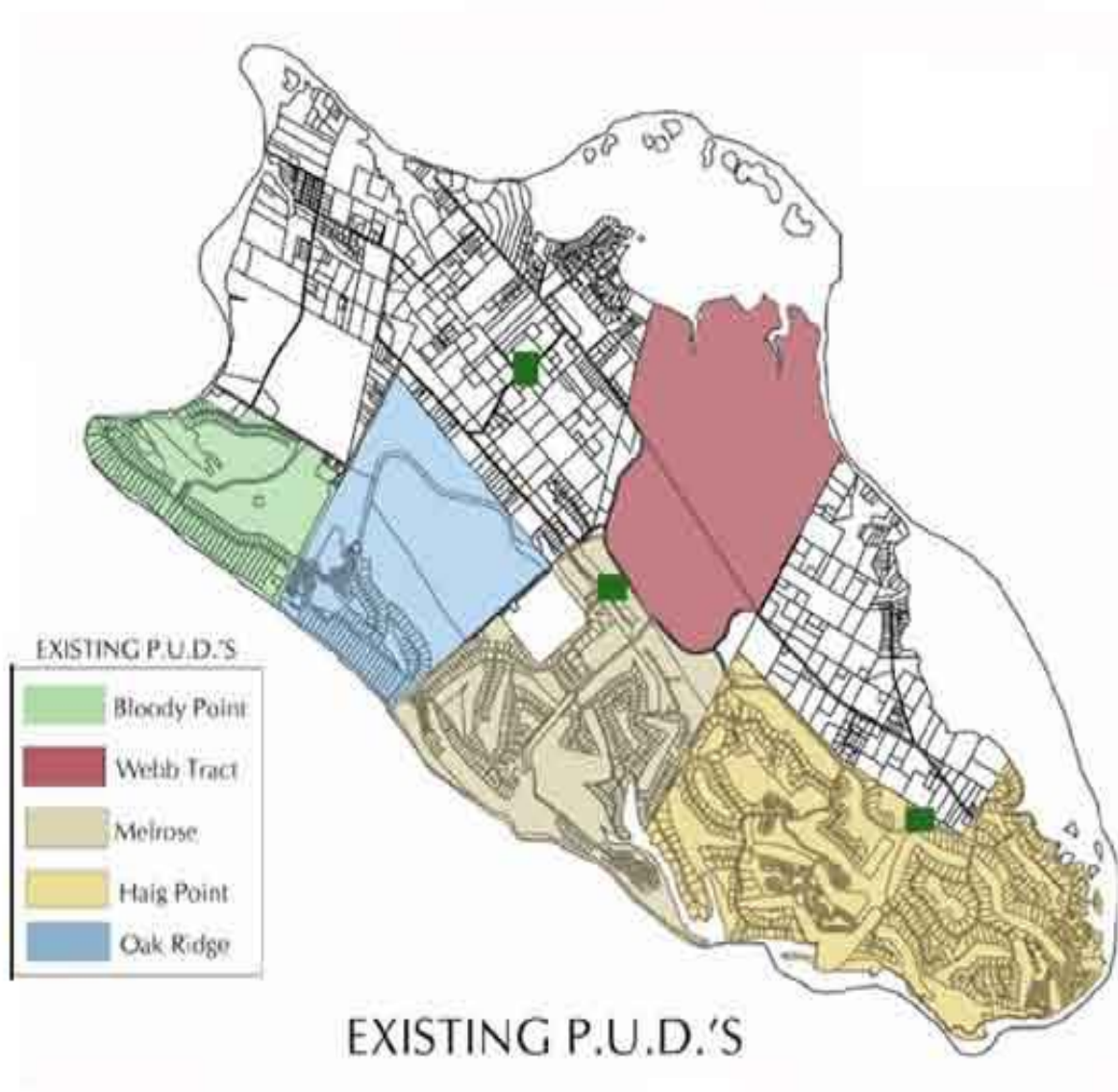
SPREAD THE NEWS

Community

Beaufort County Staff



DAUFUSKIE ISLAND FACTS



TIMELINE

**Melrose Transfer Station Under Contract
Closing 7/12**


**Joyce Engineering to Provide
Operations Plan**

**The Conservancy to Present Plan
to Community**

**Operations Plan to be Presented
to County Staff**



***What's the
next step?***



**COUNTY STAFF MAKE
RECOMMENDATIONS TO
BEAUFORT COUNTY COUNCIL**

Solid Waste and Recycling Division Monthly Update

March Fiscal Year 2012

Distributed to the Solid Waste and Recycling Board of Beaufort County

Solid Waste Overall County Convenience Center Tonnage

| | March FY11 | March FY12 |
|--|-----------------|-----------------|
| Household & Bulky | 1,829.23 | 1,832.61 |
| Yard Waste | 464.98 | 423.66 |
| Construction & Demolition (C&D) | 194.83 | 258.94 |
| TOTAL Convenience Center Tonnage | 2,489.04 | 2,515.21 |
| % of All Residential Disposal from CC | 45.96% | 45.61% |

Solid Waste Overall County Residential Route Tonnage

| | March FY11 | March FY12 |
|---|-----------------|-----------------|
| Household & Bulky | 2,483.19 | 2,397.32 |
| Yard Waste | 378.86 | 568.15 |
| Construction & Demolition (C&D) | 64.77 | 33.89 |
| TOTAL Residential Route Tonnage | 2,926.82 | 2,999.36 |
| % of All Residential Disposal from Residential Route | 54.04% | 54.39% |

Overall Solid Waste Activity by Solid Waste District

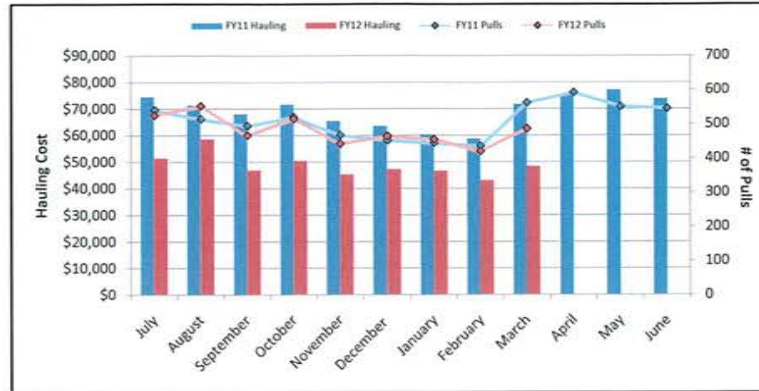
| Solid Waste District | MSW & Bulky | Yard Waste | C&D | Total District Tonnage |
|---|------------------|-----------------|-----------------|------------------------|
| District 1 City of Beaufort | 260.83 | 359.89 | 5.69 | 626.41 |
| District 2 Town of Port Royal | 124.48 | 174.25 | 0.52 | 299.25 |
| District 3 Town of Hilton Head | 1,106.33 | 67.76 | 2.15 | 1,176.24 |
| District 4 Town of Bluffton | 477.58 | 112.90 | 171.78 | 762.26 |
| District 5 Sheldon Township | 190.14 | 7.99 | 1.99 | 200.12 |
| District 6 Unincorporated Port Royal Island | 496.83 | 85.71 | 28.84 | 611.38 |
| District 7 Unincorporated Lady's Island | 177.74 | 25.28 | 16.69 | 219.71 |
| District 8 St. Helena & Islands East | 386.12 | 133.53 | 65.17 | 584.82 |
| District 9 Unincorporated Bluffton Township | 989.24 | 24.50 | 0.00 | 1,013.74 |
| Daufuskie | 9.28 | 0.00 | 0.00 | 9.28 |
| MONTHLY OVERALL COUNTY TONNAGE | 4,218.57 | 991.81 | 292.83 | 5,503.21 |
| YTD OVERALL COUNTY TONNAGE | 37,538.77 | 5,858.93 | 2,420.83 | 45,818.53 |

Solid Waste and Recycling Division Monthly Update
March Fiscal Year 2012
Distributed to the Solid Waste and Recycling Board of Beaufort County

Solid Waste Hauling Costs

| Month | FY11 Hauling | FY12 Hauling |
|--------------|------------------|------------------|
| July | \$74,597 | \$51,417 |
| August | \$71,381 | \$58,591 |
| September | \$68,031 | \$46,871 |
| October | \$71,756 | \$50,401 |
| November | \$65,528 | \$45,298 |
| December | \$63,596 | \$47,224 |
| January | \$60,428 | \$46,642 |
| February | \$58,775 | \$43,161 |
| March | \$71,798 | \$48,338 |
| April | \$75,074 | |
| May | \$77,195 | |
| June | \$73,889 | |
| TOTAL | \$832,048 | \$437,943 |

Solid Waste Hauling Costs



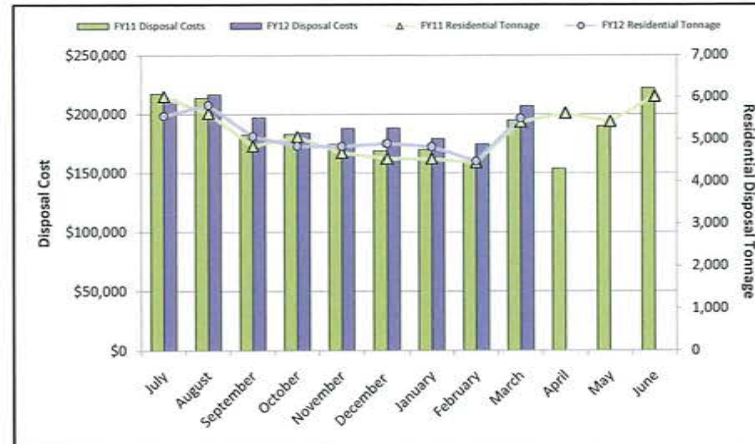
Number of Pulls

| Month | FY11 Pulls | FY12 Pulls |
|--------------|--------------|--------------|
| July | 541 | 525 |
| August | 514 | 552 |
| September | 494 | 466 |
| October | 520 | 515 |
| November | 467 | 442 |
| December | 452 | 464 |
| January | 444 | 454 |
| February | 435 | 420 |
| March | 562 | 486 |
| April | 592 | |
| May | 551 | |
| June | 546 | |
| TOTAL | 6,118 | 4,324 |

Solid Waste Disposal Costs

| Month | FY11 Disposal Costs | FY12 Disposal Costs |
|--------------|---------------------|---------------------|
| July | \$217,172 | \$212,706 |
| August | \$213,562 | \$216,478 |
| September | \$182,197 | \$196,899 |
| October | \$182,803 | \$183,798 |
| November | \$174,222 | \$187,501 |
| December | \$168,502 | \$187,910 |
| January | \$169,667 | \$178,987 |
| February | \$160,316 | \$174,381 |
| March | \$194,457 | \$206,736 |
| April | \$153,708 | |
| May | \$189,496 | |
| June | \$222,075 | |
| TOTAL | \$2,228,176 | \$1,745,396 |

Solid Waste Disposal Cost



Total County Residential Tonnage Disposal

| Month | FY11 Residential Tonnage | FY12 Residential Tonnage |
|--------------|--------------------------|--------------------------|
| July | 6,018 | 5,554 |
| August | 5,620 | 5,814 |
| September | 4,840 | 5,071 |
| October | 5,058 | 4,841 |
| November | 4,681 | 4,830 |
| December | 4,548 | 4,900 |
| January | 4,539 | 4,822 |
| February | 4,450 | 4,482 |
| March | 5,416 | 5,503 |
| April | 5,626 | |
| May | 5,424 | |
| June | 6,022 | |
| TOTAL | 62,242 | 45,818 |

Solid Waste Hauling and Disposal Budgets Status

| | FY11 Through March | FY12 Through March | FY11 % Expended | FY12 % Expended |
|----------------|--------------------|--------------------|-----------------|-----------------|
| Hauling Costs | \$605,890 | \$437,943 | 58% | 49% |
| Disposal Costs | \$1,662,896 | \$1,745,396 | 56% | 71% |

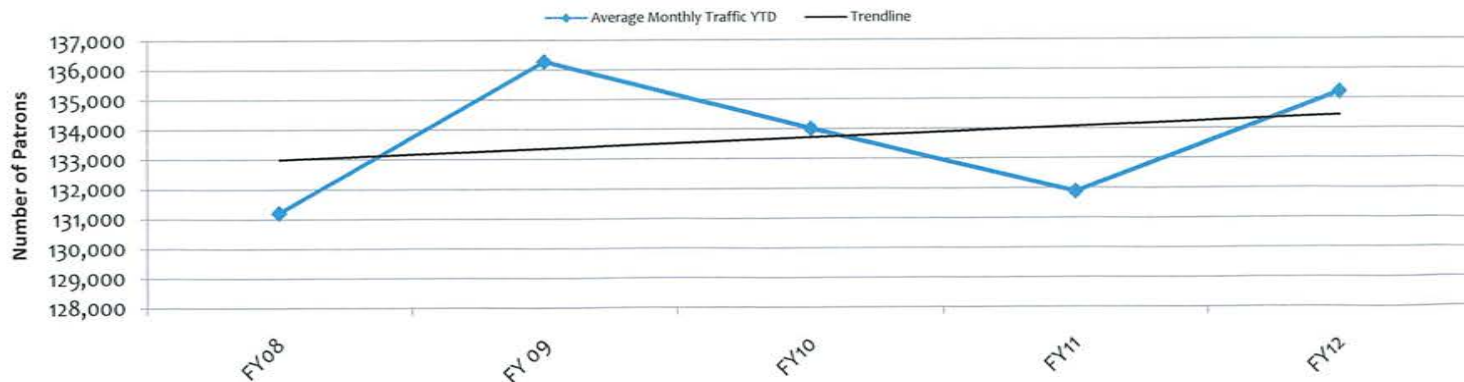
Solid Waste and Recycling Division Monthly Update
 March Fiscal Year 2012
 Distributed to the Solid Waste and Recycling Board of Beaufort County

Monthly Convenience Center Total Traffic Information

| | March FY 11 | March FY 12 |
|--|----------------|----------------|
| Hilton Head | 32,219 | 30,088 |
| Bluffton | 27,538 | 35,062 |
| Lobeco | 8,390 | 7,579 |
| Sheldon | 1,583 | 1,471 |
| Big Estate | 1,115 | 1,128 |
| Shanklin | 10,869 | 12,289 |
| Gate | 14,296 | 15,124 |
| St. Helena | 25,783 | 28,605 |
| Coffin Point | 1,292 | 1,391 |
| Cuffy | 1,168 | 848 |
| Pritchardville | 10,145 | 12,238 |
| Total Traffic for ALL Convenience Centers | 134,398 | 145,823 |

* Pritchardville, Bluffton & Shanklin - Attendant's Numbers FY12

Average Monthly Traffic YTD by Fiscal Year

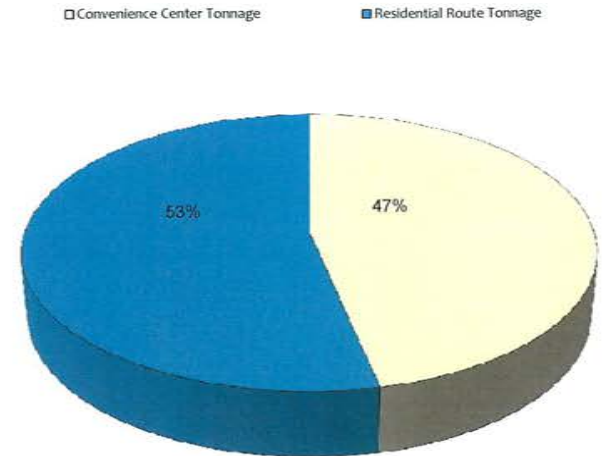


Solid Waste and Recycling Division Monthly Update
 March Fiscal Year 2012
 Distributed to the Solid Waste and Recycling Board of Beaufort County

Recycling Activity by Solid Waste District

| Solid Waste District | Convenience Center Tonnage | Residential Route Tonnage | Overall County Tonnage by District | Commercial Tonnage |
|---|----------------------------|---------------------------|------------------------------------|--------------------|
| District 1 City of Beaufort | | 60.63 | 60.63 | 8.11 |
| District 2 Town of Port Royal | | 0.00 | 0.00 | 0.00 |
| District 3 Town of Hilton Head | 107.75 | 131.59 | 239.34 | 16.67 |
| District 4 Town of Bluffton | 81.81 | 82.11 | 163.92 | 41.98 |
| District 5 Sheldon Township | 0.00 | 0.00 | 0.00 | 0.00 |
| District 6 Unincorporated Port Royal Island | 24.49 | 0.00 | 24.49 | 0.00 |
| Solid Waste District 7 Unincorporated Lady's Island | 0.00 | 0.00 | 0.00 | 0.00 |
| Solid Waste District 8 St. Helena & Islands East | 60.77 | 0.00 | 60.77 | 0.00 |
| Solid Waste District 9 Unincorporated Bluffton Township | 31.88 | 76.51 | 108.39 | 0.00 |
| Daufuskie | 0.00 | 0.00 | 0.00 | 0.00 |
| OVERALL COUNTY TONNAGE | 306.70 | 350.84 | 657.54 | 66.76 |
| COUNTY TONNAGE PLUS NEWSPAPER | 59.99 | 0.00 | 717.53 | |

Monthly Comparison of Residential Recycling Sources



YTD Residential Recycling Tonnage

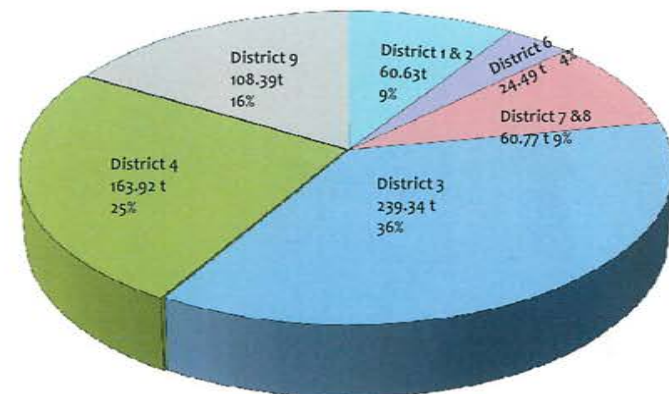
| | Convenience Center Tonnage | Residential Route Tonnage | YTD Residential Tonnage |
|--|----------------------------|---------------------------|-------------------------|
| YTD Residential Tonnage | 2,798.63 | 3,228.14 | 6,026.77 |
| YTD Residential Tonnage + Newspaper | | | 6,580.64 |

Fiscal Year Overall County Recycling Tonnage & Services Comparison

| Month | FY 11 Recycling Tonnage | FY 12 Recycling Tonnage | FY 11 Recycling Services Cost | FY 12 Recycling Services Cost |
|--------------|-------------------------|-------------------------|-------------------------------|-------------------------------|
| July | 606.24 | 645.93 | \$21,321 | \$25,039 |
| August | 612.70 | 758.02 | \$19,450 | \$24,346 |
| September | 621.04 | 701.63 | \$27,998 | \$17,867 |
| October | 586.96 | 703.22 | \$29,044 | \$13,697 |
| November | 647.34 | 770.72 | \$24,536 | \$24,023 |
| December | 702.36 | 855.43 | \$25,496 | \$30,022 |
| January | 618.16 | 775.30 | \$22,634 | \$17,608 |
| February | 591.84 | 652.86 | \$27,574 | \$19,239 |
| March | 691.03 | 717.53 | \$14,381 | \$20,061 |
| April | 770.39 | | \$22,162 | |
| May | 651.59 | | \$30,136 | |
| June | 740.25 | | \$14,320 | |
| TOTAL | 7,840 | 6,581 | \$279,052 | \$191,901 |

Residential Tonnage + Newspaper Tonnage NO Commercial Tonnage

Overall County Tonnage Comparison by District



Solid Waste Recycling Budget Status

| | FY11 Through March | FY12 Through March | FY11 % Expended YTD | FY12 % Expended YTD |
|---------------------------|--------------------|--------------------|---------------------|---------------------|
| Recycling Services | \$212,434 | \$191,901 | 57% | 55% |

Solid Waste and Recycling Division Monthly Update

Fiscal Year 2012

Distributed to the Solid Waste and Recycling Board of Beaufort County

Fiscal Year 12 Recycling Revenue

| Month/Year | Charleston Steel | SP Recycling | Santee Cooper | Interstate Batteries |
|---------------------|------------------|--------------|---------------|----------------------|
| Jul-11 | | \$5,264 | | \$170 |
| Aug-11 | | \$6,200 | \$1,292 | |
| Sep-11 | \$60,564 | \$6,439 | \$3,028 | \$130 |
| Oct-11 | | \$6,329 | \$3,226 | \$525 |
| Nov-11 | | \$5,436 | \$1,674 | \$208 |
| Dec-11 | | \$3,781 | \$2,310 | \$236 |
| Jan-12 | | \$3,168 | \$1,215 | |
| Feb-12 | \$56,109 | \$3,413 | \$3,124 | \$217 |
| Mar-12 | | \$4,271 | \$2,947 | |
| Apr-12 | | | \$882 | |
| May-12 | | | | |
| Jun-12 | | | | |
| Sub Totals | \$116,673 | \$44,300 | \$19,698 | \$1,486 |
| GRAND TOTAL TO DATE | | | | \$182,157 |

Fiscal Year 12 MRF Credit

| Month/Year | Waste Management (MRF) *credit towards processing costs |
|------------|--|
| Jul-11 | \$13,172 |
| Aug-11 | \$19,205 |
| Sep-11 | \$20,512 |
| Oct-11 | \$15,684 |
| Nov-11 | \$10,451 |
| Dec-11 | \$12,937 |
| Jan-12 | \$21,305 |
| Feb-12 | \$7,721 |
| Mar-12 | \$15,330 |
| Apr-12 | |
| May-12 | |
| Jun-12 | |
| Total | \$136,316 |

| Recycling Activity by Solid Waste District | | | | | | | | | | |
|--|-------------------------------------|--------------------------------------|-------------------------------------|-------------------------------------|--------------------------------------|-------------------------------------|-------------------------------------|--------------------------------------|-------------------------------------|-------------------------------------|
| Fiscal Year 12 | DISTRICT 1 & 2 | DISTRICT 3 | | | DISTRICT 4 | | | DISTRICT 5 | | |
| | Residential Route Recycling Tonnage | Convenience Center Recycling Tonnage | Residential Route Recycling Tonnage | Residential Total Tonnage (CC + RR) | Convenience Center Recycling Tonnage | Residential Route Recycling Tonnage | Residential Total Tonnage (CC + RR) | Convenience Center Recycling Tonnage | Residential Route Recycling Tonnage | Residential Total Tonnage (CC + RR) |
| Recycling | | | | | | | | | | |
| Jul-11 | 68.53 | 101.34 | 134.20 | 235.54 | 89.68 | 57.57 | 147.25 | 0.00 | 0.00 | 0.00 |
| Aug-11 | 73.93 | 107.92 | 174.37 | 282.29 | 85.30 | 77.39 | 162.69 | 0.00 | 0.00 | 0.00 |
| Sep-11 | 78.95 | 94.96 | 145.10 | 240.06 | 73.33 | 76.92 | 150.25 | 0.00 | 0.00 | 0.00 |
| Oct-11 | 66.24 | 112.99 | 123.59 | 236.58 | 100.61 | 74.76 | 175.37 | 0.00 | 0.00 | 0.00 |
| Nov-11 | 68.64 | 95.89 | 139.61 | 235.50 | 93.96 | 105.72 | 199.68 | 0.00 | 0.00 | 0.00 |
| Dec-11 | 87.11 | 123.85 | 122.28 | 246.13 | 120.71 | 107.97 | 228.68 | 0.00 | 1.93 | 1.93 |
| Jan-12 | 79.15 | 109.75 | 142.85 | 252.60 | 96.68 | 95.02 | 191.70 | 0.00 | 0.00 | 0.00 |
| Feb-12 | 62.75 | 86.91 | 105.41 | 192.32 | 75.85 | 85.29 | 161.14 | 0.00 | 0.00 | 0.00 |
| Mar-12 | 60.63 | 107.75 | 131.59 | 239.34 | 81.81 | 82.11 | 163.92 | 0.00 | 0.00 | 0.00 |
| Apr-12 | | | | 0.00 | | | 0.00 | | | |
| May-12 | | | | 0.00 | | | 0.00 | | | |
| Jun-12 | | | | 0.00 | | | 0.00 | | | |
| Fiscal Year 12 Total | 645.93 | 941.36 | 1219.00 | 2160.36 | 817.93 | 762.75 | 1580.68 | 0.00 | 1.93 | 1.93 |

| Fiscal Year 12 | DISTRICT 6 | | | DISTRICT 7 | DISTRICT 8 | | | DISTRICT 9 | | | DAUFUSKIE (9A) |
|---|--------------------------------------|-------------------------------------|-------------------------------------|-------------------------------------|--------------------------------------|-------------------------------------|-------------------------------------|--------------------------------------|-------------------------------------|-------------------------------------|-------------------------------------|
| | Convenience Center Recycling Tonnage | Residential Route Recycling Tonnage | Residential Total Tonnage (CC + RR) | Residential Route Recycling Tonnage | Convenience Center Recycling Tonnage | Residential Route Recycling Tonnage | Residential Total Tonnage (CC + RR) | Convenience Center Recycling Tonnage | Residential Route Recycling Tonnage | Residential Total Tonnage (CC + RR) | Residential Route Recycling Tonnage |
| Recycling | | | | | | | | | | | |
| Jul-11 | 25.21 | 0.00 | 25.21 | 2.79 | 47.37 | 0.00 | 47.37 | 32.05 | 35.18 | 67.23 | 0.00 |
| Aug-11 | 30.82 | 0.00 | 30.82 | 0.00 | 53.56 | 0.00 | 53.56 | 29.69 | 66.04 | 95.73 | 0.00 |
| Sep-11 | 25.49 | 0.00 | 25.49 | 0.00 | 52.16 | 0.00 | 52.16 | 28.98 | 68.56 | 97.54 | 0.00 |
| Oct-11 | 20.34 | 0.00 | 20.34 | 0.00 | 46.80 | 0.00 | 46.80 | 31.83 | 69.85 | 101.68 | 0.00 |
| Nov-11 | 27.78 | 0.00 | 27.78 | 1.78 | 65.18 | 0.00 | 65.18 | 29.15 | 70.52 | 99.67 | 0.00 |
| Dec-11 | 38.50 | 0.00 | 38.50 | 0.00 | 72.26 | 0.00 | 72.26 | 39.74 | 69.21 | 108.95 | 0.00 |
| Jan-12 | 27.89 | 0.00 | 27.89 | 0.00 | 62.03 | 0.00 | 62.03 | 34.12 | 67.58 | 101.70 | 0.00 |
| Feb-12 | 28.05 | 0.00 | 28.05 | 0.00 | 46.62 | 0.00 | 46.62 | 26.58 | 70.51 | 97.09 | 0.00 |
| Mar-12 | 24.49 | 0.00 | 24.49 | 0.00 | 60.77 | 0.00 | 60.77 | 31.88 | 76.51 | 108.39 | 0.00 |
| Apr-12 | | | | 0.00 | | | 0.00 | | | 0.00 | |
| May-12 | | | | 0.00 | | | 0.00 | | | 0.00 | |
| Jun-12 | | | | 0.00 | | | 0.00 | | | 0.00 | |
| Fiscal Year 12 Total | 248.57 | 0.00 | 248.57 | 4.57 | 506.75 | 0.00 | 506.75 | 284.02 | 593.96 | 877.98 | 0.00 |
| Fiscal Year 12 YTD Total for ALL Solid Waste Districts * Does not include Newspaper * | | | | | | | | | | | 6,026.77 |

t = tons

MARCH FISCAL YEAR 12 SW&R BY DISTRICT

- ★ Land Fills
 - Citizen Convenience Centers
 - ▲ Un-manned Citizen Convenience Center
- Solid Waste Districts**
- 1 City of Beaufort
 - 2 Town of Port Royal
 - 3 Hilton Head Island
 - 4 Town of Bluffton
 - 5 Sheldon Township
 - 6 Unincorporated Port Royal Island
 - 7 Unincorporated Lady's Island
 - 8 St Helena Island & Islands East
 - 9 Unincorporated Bluffton Township

Solid Waste District 5
 MSW & Bulky = 190.14t
 Yard Waste = 7.99t
 C&D = 1.99t
 Recycling = 0.00 t

Solid Waste District 1
 MSW & Bulky = 260.83t
 Yard Waste = 359.89t
 C&D = 5.69t
 *Recycling = 60.63t
 *Combined SW Districts 1 & 2

Solid Waste District 7
 MSW & Bulky = 177.74t
 Yard Waste = 25.28t
 C&D = 16.69t
 Recycling = 0.00t

Solid Waste District 6
 MSW & Bulky = 496.83t
 Yard Waste = 85.71t
 C&D = 28.84t
 Recycling = 24.49t

Solid Waste District 8
 MSW & Bulky = 386.12t
 Yard Waste = 133.53t
 C&D = 65.17t
 Recycling = 60.77t

Solid Waste District 9
 MSW & Bulky = 989.24t
 Yard Waste = 24.50t
 C&D = 0.00t
 *Recycling Total= 108.39t
 *See SW District 4 Overlap btwn Districts

Solid Waste District 2
 MSW & Bulky = 124.48t
 Yard Waste = 174.25t
 C&D = 0.52t
 Recycling = *See SW District 1

Solid Waste District 4
 MSW & Bulky = 477.58t
 Yard Waste = 112.90t
 C&D = 171.78t
 *Recycling = 163.92t
 * See SW District 9
 Overlap btwn Districts




Solid Waste District 3
 MSW & Bulky = 1,106.33t
 Yard Waste = 67.76t
 C&D = 2.15t
 Recycling = 239.34t

Daufuskie
 MSW & Bulky = 9.28t
 Recycling = 0.00t

Oakwood Landfill
 ★ Green Space Incinerator
 Hickory Hill Landfill
 ★ Material Recycling Facility

*Beaufort County
 Solid Waste Districts*

Prepared by
 Beaufort County
 GIS Division
 Printed July 20, 2009


SECTION 6.0 – Goals, Policies, Strategies, and Barriers

6.1 Reduction

In June 2000, the solid waste management goals outlined in the Solid Waste Policy and Management Act of 1991 were revised as follows:

“It is the goal of this State to reduce, on a statewide per capita basis, the amount of MSW being received at municipal solid waste landfills to 3.5 pounds per day not later than June 30, 2005.”

In addition, the following definition was amended stating:

“MSW includes, but is not limited to, wastes that are durable goods, nondurable goods, containers and packaging, food scraps, yard trimmings, and miscellaneous inorganic wastes from residential, commercial, institutional, and industrial sources including, but not limited to, appliances, automobile tires, old newspapers, clothing, disposable tableware, office and classroom paper, wood pallets, and cafeteria wastes. MSW does not include solid wastes from other sources including, but not limited to, construction and demolition debris, auto bodies, municipal sludges, combustion ash, and industrial process wastes that also might be disposed of in municipal waste landfills or incinerators.”

For FY10, citizens of the County disposed of 4.1 p/p/d of defined MSW compared to the statewide average of 3.7 pounds per day. In order for Beaufort County to meet the 3.5 p/p/d reduction goal, County residents in conjunction with businesses and organizations must reduce the amount of defined MSW generated within the County for disposal. Methods that will be used to promote source reduction include speaking engagements, tours of solid waste and recycling facilities, newspaper articles, radio and TV commercials, and displays. A continued educational effort in source reduction is anticipated to decrease the amount of waste transported for disposal in landfills. The public must become better informed of the benefits of recycling and the various ways in which residents can help in this endeavor. By separating out a greater percentage of recyclable aluminum, paper, cardboard, plastic, and E-Waste, Beaufort County’s waste stream can be greatly reduced.

SECTION 6.0 – Goals, Policies, Strategies, and Barriers

6.2 Recycling

The South Carolina Solid Waste Policy and Management Act of 1991 mandated a 25% recycling goal, calculated by weight, based on a per capita waste generation rate. In June 2000, the solid waste management goals were revised as follows:

“It is the goal of this State to recycle, on a statewide basis, at least thirty-five percent (35%), calculated by weight, of the MSW stream generated in this State no later than June 30, 2005.”

For Fiscal Year 2010 the County recycled 20.8% of the defined Class Three waste generated in the County compared to the statewide average of 25.5%. Markets drive recycling efforts and too often adversely impact those efforts. To meet the 35% goal, public education will be utilized to inform residents of recycling programs being implemented within Beaufort County and the best way for each resident to participate. An informed public is more likely to recycle than an uneducated public. Beaufort County will place a larger emphasis on recycling with commercial businesses, retailers, etc. in an effort to increase the County's overall recycling rate. Beaufort County will continue to develop and distribute literature that focuses on recycling and its importance to the environment.

6.3 Educational Programs

A public education program is to inform the public, students, key decision makers and community representatives about current solid waste management practices, the need for waste reduction and recycling activities and future solid waste management plans in order to institute positive changes as needed. The program should modify and change habits regarding solid waste with a continuous ongoing campaign.

All educational efforts will target the residents of Beaufort County with an emphasis on the collection service area residents and drop-off/recycling center customers. The method of educational delivery will be through local media, radio and newspaper, small group presentations, exhibits, displays, and demonstrations. Educational leaflets will be distributed where applicable (such as convenience stations, public buildings, and

SECTION 6.0 – Goals, Policies, Strategies, and Barriers

through curbside collection companies). In addition, information regarding Beaufort County's solid waste recycling program can be obtained from the County's website:

<http://www.bcgov.net/about-beaufort-county/public-service/solid-waste-and-recycle/index.php>

All educational programs will be evaluated and revised according to the change in residents' behavior as indicated by the Class Three waste stream reduction and increase in the collection of recyclable material. Recycling and source reduction for businesses and industries will be conducted and promoted through the overall education program.

The South Carolina Office of Solid Waste Reduction and Recycling was created by the Solid Waste Policy and Management Act of 1991 and is part of the Division of Mining and Solid Waste Management. The Office of Solid Waste Reduction and Recycling, in accordance with the Act, provides educational, technical, and grant assistance to local governments, schools, colleges, and universities and the public regarding solid waste management issues. Beaufort County has and will continue to work with the Office of Solid Waste Reduction and Recycling to obtain assistance with their public education campaign and grant program.

6.4 Technical Assistance

Contacts for information concerning solid waste management, recycling, and source reduction in Beaufort County are as follows:

Mr. Jim Minor, Solid Waste Manager

Beaufort County
Public Works North
140 Shanklin Rd.
Beaufort, SC
Phone: (843) 255-2735
E-mail: jminor@bcgov.net

SECTION 6.0 – Goals, Policies, Strategies, and Barriers

Ms. Carol Murphy, Recycling Coordinator

Beaufort County

Public Works North

140 Shanklin Rd.

Beaufort, SC

Telephone: (843) 255-2734

E-mail: cmurphy@bcgov.net