

Solid Waste and Recycling Division Monthly Update
 December Fiscal Year 2012
 Distributed to the Solid Waste and Recycling Board of Beaufort County

Solid Waste Overall County Convenience Center Tonnage

	December FY11	December FY12
Household & Bulky	1,624.62	1,806.98
Yard Waste	212.45	291.62
Construction & Demolition (C&D)	150.41	184.33
TOTAL Convenience Center Tonnage	1,987.48	2,282.93
% of All Residential Disposal from CC	43.70%	46.59%

Solid Waste Overall County Residential Route Tonnage

	December FY11	December FY12
Household & Bulky	2,304.48	2,219.26
Yard Waste	218.64	356.91
Construction & Demolition (C&D)	37.29	41.23
TOTAL Residential Route Tonnage	2,560.41	2,617.40
% of All Residential Disposal from Residential Route	56.30%	53.41%

Overall Solid Waste Activity by Solid Waste District

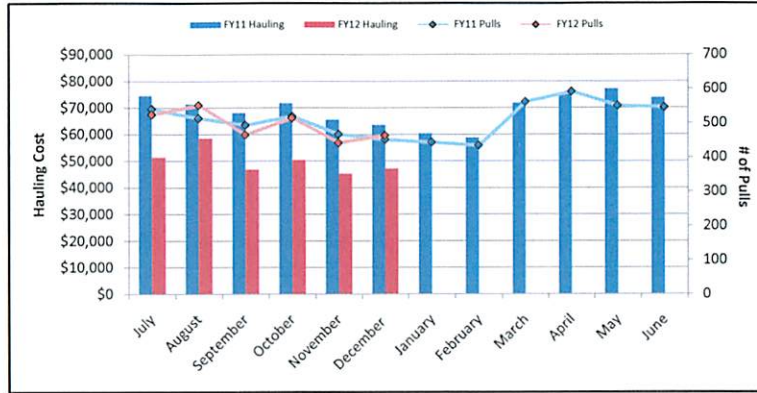
Solid Waste District	MSW & Bulky	Yard Waste	C&D	Total District Tonnage
District 1 City of Beaufort	387.57	181.97	5.26	574.80
District 2 Town of Port Royal	125.10	143.15	1.22	269.47
District 3 Town of Hilton Head	861.45	52.50	4.21	918.16
District 4 Town of Bluffton	489.69	77.09	81.68	648.46
District 5 Sheldon Township	154.29	7.00	0.23	161.52
District 6 Unincorporated Port Royal Island	486.34	49.00	33.29	568.63
District 7 Unincorporated Lady's Island	180.56	27.67	17.66	225.89
District 8 St. Helena & Islands East	399.44	87.54	75.90	562.88
District 9 Unincorporated Bluffton Township	929.05	22.61	6.11	957.77
Daufuskie	12.75	0.00	0.00	12.75
MONTHLY OVERALL COUNTY TONNAGE	4,026.24	648.53	225.56	4,900.33
YTD OVERALL COUNTY TONNAGE	25,623.70	3,756.72	1,631.04	31,011.46

Solid Waste and Recycling Division Monthly Update
December Fiscal Year 2012
Distributed to the Solid Waste and Recycling Board of Beaufort County

Solid Waste Hauling Costs

Month	FY11 Hauling	FY12 Hauling
July	\$74,597	\$51,417
August	\$71,381	\$58,591
September	\$68,031	\$46,871
October	\$71,756	\$50,401
November	\$65,528	\$45,298
December	\$63,596	\$47,224
January	\$60,428	
February	\$58,775	
March	\$71,798	
April	\$75,074	
May	\$77,195	
June	\$73,889	
TOTAL	\$832,048	\$299,802

Solid Waste Hauling Costs



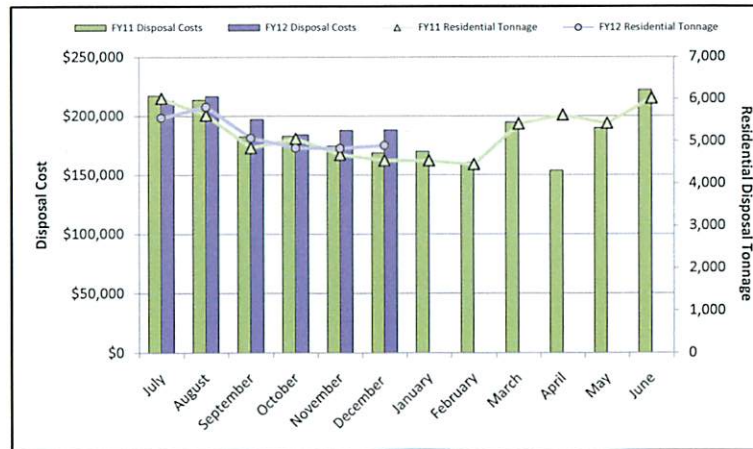
Number of Pulls

Month	FY11 Pulls	FY12 Pulls
July	541	525
August	514	552
September	494	466
October	520	515
November	467	442
December	452	464
January	444	
February	435	
March	562	
April	592	
May	551	
June	546	
TOTAL	6,118	2,964

Solid Waste Disposal Costs

Month	FY11 Disposal Costs	FY12 Disposal Costs
July	\$217,172	\$212,706
August	\$213,562	\$216,478
September	\$182,197	\$196,899
October	\$182,803	\$183,798
November	\$174,222	\$187,501
December	\$168,502	\$187,910
January	\$169,667	
February	\$160,316	
March	\$194,457	
April	\$153,708	
May	\$189,496	
June	\$222,075	
TOTAL	\$2,228,176	\$1,185,292

Solid Waste Disposal Cost



Total County Residential Tonnage Disposal

Month	FY11 Residential Tonnage	FY12 Residential Tonnage
July	6,018	5,554
August	5,620	5,814
September	4,840	5,071
October	5,058	4,841
November	4,681	4,830
December	4,548	4,900
January	4,539	
February	4,450	
March	5,416	
April	5,626	
May	5,424	
June	6,022	
TOTAL	62,242	31,011

Solid Waste Hauling and Disposal Budgets Status

	FY11 Through December	FY12 Through December	FY11 % Expended	FY12 % Expended
Hauling Costs	\$414,888	\$299,802	39%	33%
Disposal Costs	\$1,138,457	\$1,185,292	38%	48%

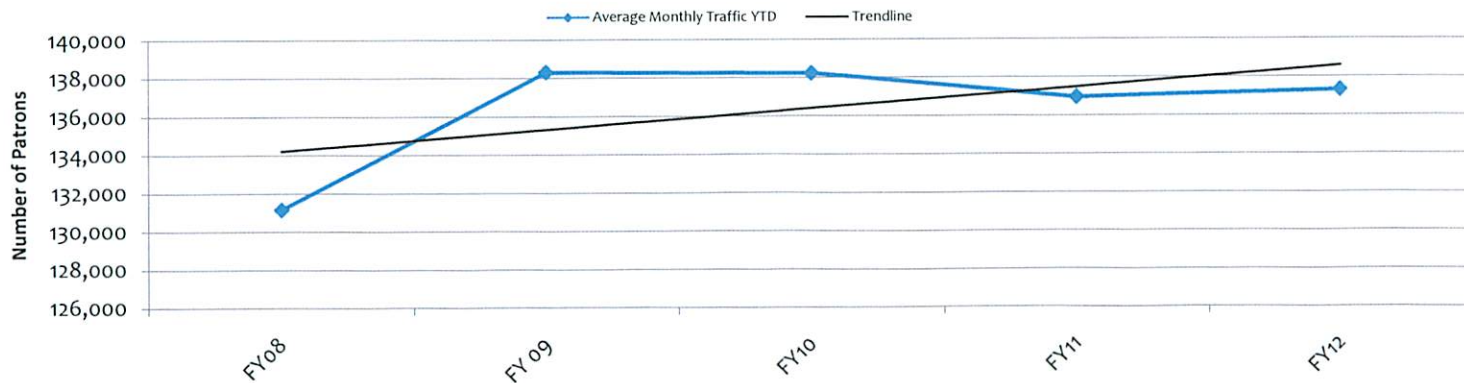
Solid Waste and Recycling Division Monthly Update
 December Fiscal Year 2012
 Distributed to the Solid Waste and Recycling Board of Beaufort County

Monthly Convenience Center Total Traffic Information

	December FY 11	December FY 12
Hilton Head	30,507	29,986
Bluffton	26,876	33,970
Lobeco	7,505	7,466
Sheldon	1,288	1,314
Big Estate	1,044	1,263
Shanklin	10,461	12,372
Gate	14,075	13,824
St. Helena	26,643	27,920
Coffin Point	1,621	1,126
Cuffy	1,105	816
* Pritchardville	14,673	9,977
Total Traffic for ALL Convenience Centers	135,798	140,034

* Pritchardville Counter NOT working - Attendants numbers

Average Monthly Traffic YTD by Fiscal Year

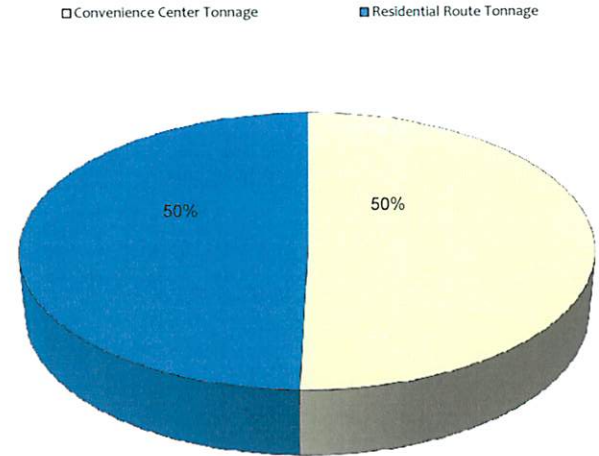


Solid Waste and Recycling Division Monthly Update
December Fiscal Year 2012
Distributed to the Solid Waste and Recycling Board of Beaufort County

Recycling Activity by Solid Waste District

Solid Waste District	Convenience Center Tonnage	Residential Route Tonnage	Overall County Tonnage by District	Commercial Tonnage
District 1 City of Beaufort		87.11	87.11	0.00
District 2 Town of Port Royal		0.00	0.00	0.00
District 3 Town of Hilton Head	123.85	122.28	246.13	29.94
District 4 Town of Bluffton	120.71	107.97	228.68	38.84
District 5 Sheldon Township	0.00	1.93	1.93	0.00
District 6 Unincorporated Port Royal Island	38.50	0.00	38.50	0.00
Solid Waste District 7 Unincorporated Lady's Island	0.00	0.00	0.00	0.00
Solid Waste District 8 St. Helena & Islands East	72.26	0.00	72.26	0.00
Solid Waste District 9 Unincorporated Bluffton Township	39.74	69.21	108.95	0.00
Daufuskie	0.00	0.00	0.00	0.00
OVERALL COUNTY TONNAGE	395.06	388.50	783.56	68.78
COUNTY TONNAGE PLUS NEWSPAPER	71.87	0.00	855.43	

Monthly Comparison of Residential Recycling Sources



YTD Residential Recycling Tonnage

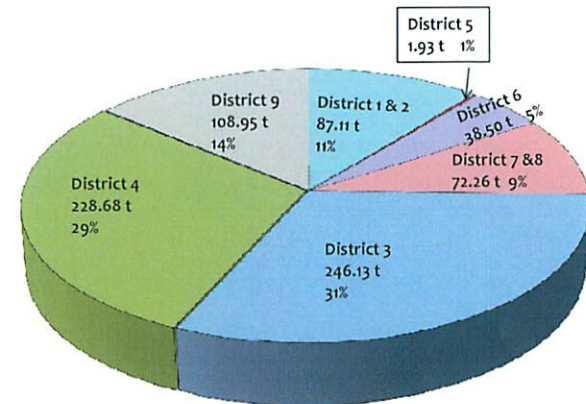
	Convenience Center Tonnage	Residential Route Tonnage	YTD Residential Tonnage
YTD Residential Tonnage	1,897.45	2,168.74	4,066.19
YTD Residential Tonnage + Newspaper			4,434.95

Fiscal Year Overall County Recycling Tonnage & Services Comparison

Month	FY 11 Recycling Tonnage	FY 12 Recycling Tonnage	FY 11 Recycling Services Cost	FY 12 Recycling Services Cost
July	606.24	645.93	\$21,321	\$25,039
August	612.70	758.02	\$19,450	\$24,346
September	621.04	701.63	\$27,998	\$17,867
October	586.96	703.22	\$29,044	\$13,697
November	647.34	770.72	\$24,536	\$24,023
December	702.36	783.56	\$25,496	\$30,022
January	618.16		\$22,634	
February	591.84		\$27,574	
March	691.03		\$14,381	
April	770.39		\$22,162	
May	651.59		\$30,136	
June	740.25		\$14,320	
TOTAL	7,840	4,363	\$279,052	\$134,994

Residential Tonnage + Newspaper Tonnage NO Commercial Tonnage

Overall County Tonnage Comparison by District



Solid Waste Recycling Budget Status

	FY11 Through December	FY12 Through December	FY11 % Expended YTD	FY12 % Expended YTD
Recycling Services	\$147,845	\$134,994	39%	39%

Solid Waste and Recycling Division Monthly Update

Fiscal Year 2012

Distributed to the Solid Waste and Recycling Board of Beaufort County

Fiscal Year 12 Recycling Revenue

Month/Year	Charleston Steel	SP Recycling	Santee Cooper	Interstate Batteries
Jul-11		\$5,264		\$170
Aug-11		\$6,200	\$1,292	
Sep-11	\$60,564	\$6,439	\$3,028	\$130
Oct-11		\$6,329	\$3,226	\$525
Nov-11		\$5,436	\$1,674	\$208
Dec-11		\$3,781	\$2,310	\$236
Jan-12				
Feb-12				
Mar-12				
Apr-12				
May-12				
Jun-12				
Sub Totals	\$60,564	\$33,448	\$11,530	\$1,269
GRAND TOTAL TO DATE				\$106,811

Fiscal Year 12 MRF Credit

Month/Year	Waste Management (MRF) *credit towards processing costs
Jul-11	\$13,172
Aug-11	\$19,205
Sep-11	\$20,512
Oct-11	\$15,684
Nov-11	\$10,451
Dec-11	\$12,937
Jan-12	
Feb-12	
Mar-12	
Apr-12	
May-12	
Jun-12	
Total	\$91,961

Recycling Activity by Solid Waste District										
Fiscal Year 12	DISTRICT 1 & 2	DISTRICT 3			DISTRICT 4			DISTRICT 5		
	Residential Route Recycling Tonnage	Convenience Center Recycling Tonnage	Residential Route Recycling Tonnage	Residential Total Tonnage (CC + RR)	Convenience Center Recycling Tonnage	Residential Route Recycling Tonnage	Residential Total Tonnage (CC + RR)	Convenience Center Recycling Tonnage	Residential Route Recycling Tonnage	Residential Total Tonnage (CC + RR)
Recycling										
Jul-11	68.53	101.34	134.20	235.54	89.68	57.57	147.25	0.00	0.00	0.00
Aug-11	73.93	107.92	174.37	282.29	85.30	77.39	162.69	0.00	0.00	0.00
Sep-11	78.95	94.96	145.10	240.06	73.33	76.92	150.25	0.00	0.00	0.00
Oct-11	66.24	112.99	123.59	236.58	100.61	74.76	175.37	0.00	0.00	0.00
Nov-11	68.64	95.89	139.61	235.50	93.96	105.72	199.68	0.00	0.00	0.00
Dec-11	87.11	123.85	122.28	246.13	120.71	107.97	228.68	0.00	1.93	1.93
Jan-12				0.00			0.00			
Feb-12				0.00			0.00			
Mar-12				0.00			0.00			
Apr-12				0.00			0.00			
May-12				0.00			0.00			
Jun-12				0.00			0.00			
Fiscal Year 12 Total	443.40	636.95	839.15	1476.10	563.59	500.33	1063.92	0.00	1.93	1.93

Fiscal Year 12	DISTRICT 6			DISTRICT 7	DISTRICT 8			DISTRICT 9			DAUFUSKIE (9A)
	Convenience Center Recycling Tonnage	Residential Route Recycling Tonnage	Residential Total Tonnage (CC + RR)	Residential Route Recycling Tonnage	Convenience Center Recycling Tonnage	Residential Route Recycling Tonnage	Residential Total Tonnage (CC + RR)	Convenience Center Recycling Tonnage	Residential Route Recycling Tonnage	Residential Total Tonnage (CC + RR)	Residential Route Recycling Tonnage
Recycling											
Jul-11	25.21	0.00	25.21	2.79	47.37	0.00	47.37	32.05	35.18	67.23	0.00
Aug-11	30.82	0.00	30.82	0.00	53.56	0.00	53.56	29.69	66.04	95.73	0.00
Sep-11	25.49	0.00	25.49	0.00	52.16	0.00	52.16	28.98	68.56	97.54	0.00
Oct-11	20.34	0.00	20.34	0.00	46.80	0.00	46.80	31.83	69.85	101.68	0.00
Nov-11	27.78	0.00	27.78	1.78	65.18	0.00	65.18	29.15	70.52	99.67	0.00
Dec-11	38.50	0.00	38.50	0.00	72.26	0.00	72.26	39.74	69.21	108.95	0.00
Jan-12			0.00				0.00			0.00	
Feb-12			0.00				0.00			0.00	
Mar-12			0.00				0.00			0.00	
Apr-12			0.00				0.00			0.00	
May-12			0.00				0.00			0.00	
Jun-12			0.00				0.00			0.00	
Fiscal Year 12 Total	168.14	0.00	168.14	4.57	337.33	0.00	337.33	191.44	379.36	570.80	0.00
Fiscal Year 12 YTD Total for ALL Solid Waste Districts * Does not include Newspaper *											4,066.19

t = tons

DECEMBER FISCAL YEAR 12 SW&R BY DISTRICT

- ★ Land Fills
 - Citizen Convenience Centers
 - ▲ Un-manned Citizen Convenience Center
- Solid Waste Districts**
- 1 City of Beaufort
 - 2 Town of Port Royal
 - 3 Hilton Head Island
 - 4 Town of Bluffton
 - 5 Sheldon Township
 - 6 Unincorporated Port Royal Island
 - 7 Unincorporated Lady's Island
 - 8 St Helena Island & Islands East
 - 9 Unincorporated Bluffton Township

Solid Waste District 5
 MSW & Bulky = 154.29t
 Yard Waste = 7.00t
 C&D = 0.23t
 Recycling = 1.93 t

Solid Waste District 1
 MSW & Bulky = 387.57t
 Yard Waste = 181.97t
 C&D = 5.26t
 *Recycling = 87.11t
 *Combined SW Districts 1 & 2

Solid Waste District 7
 MSW & Bulky = 180.56t
 Yard Waste = 27.67t
 C&D = 17.66t
 Recycling = 0.00t

Solid Waste District 6
 MSW & Bulky = 486.34t
 Yard Waste = 49.00t
 C&D = 33.29t
 Recycling = 38.50t

Solid Waste District 8
 MSW & Bulky = 399.44t
 Yard Waste = 87.54t
 C&D = 75.90t
 Recycling = 72.26t

Solid Waste District 9
 MSW & Bulky = 929.05t
 Yard Waste = 22.61t
 C&D = 6.11t
 *Recycling Total= 108.95t
 *See SW District 4 Overlap btwn Districts

Solid Waste District 2
 MSW & Bulky = 125.10t
 Yard Waste = 143.15t
 C&D = 1.22t
 Recycling = *See SW District 1

Solid Waste District 4
 MSW & Bulky = 489.69t
 Yard Waste = 77.09t
 C&D = 81.68t
 *Recycling = 228.68t
 * See SW District 9
 Overlap btwn Districts

Solid Waste District 3
 MSW & Bulky = 861.45t
 Yard Waste = 52.50t
 C&D = 4.21t
 Recycling = 246.13t

Daufuskie
 MSW & Bulky = 12.75t
 Recycling = 0.00t

Oakwood Landfill
 ★ Green Space Incinerator
 Hickory Hill Landfill
 ★ Material Recycling Facility

*Beaufort County
Solid Waste Districts*

Prepared by
Beaufort County
GIS Division
Printed July 20, 2009

