

Solid Waste and Recycling Division Monthly Update  
 September Fiscal Year 2012  
 Distributed to the Solid Waste and Recycling Board of Beaufort County

Solid Waste Overall County Convenience Center Tonnage

	September FY11	September FY12
Household & Bulky	1,866.73	1,800.12
Yard Waste	247.83	312.51
Construction & Demolition (C&D)	132.07	229.02
<b>TOTAL Convenience Center Tonnage</b>	<b>2,246.63</b>	<b>2,341.65</b>
<b>% of All Residential Disposal from CC</b>	<b>46.42%</b>	<b>46.18%</b>

Solid Waste Overall County Residential Route Tonnage

	September FY11	September FY12
Household & Bulky	2,335.37	2,385.63
Yard Waste	204.10	257.03
Construction & Demolition (C&D)	54.13	86.47
<b>TOTAL Residential Route Tonnage</b>	<b>2,593.60</b>	<b>2,729.13</b>
<b>% of All Residential Disposal from Residential Route</b>	<b>53.58%</b>	<b>53.82%</b>

Overall Solid Waste Activity by Solid Waste District

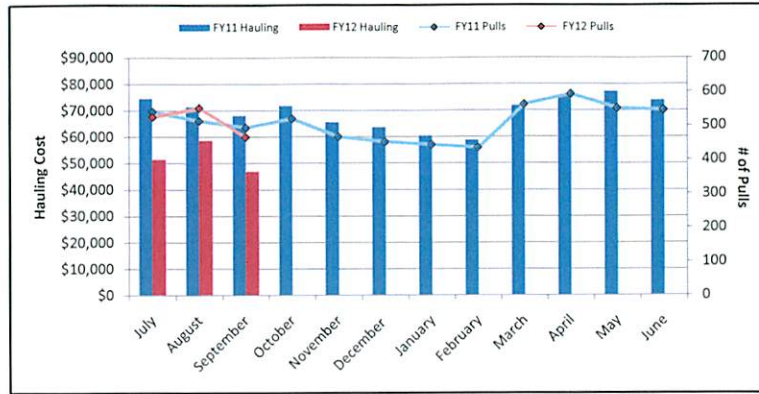
Solid Waste District	MSW & Bulky	Yard Waste	C&D	Total District Tonnage
District 1 City of Beaufort	347.24	128.87	13.70	489.81
District 2 Town of Port Royal	131.93	99.68	3.89	235.50
District 3 Town of Hilton Head	1,019.05	85.70	5.53	1,110.28
District 4 Town of Bluffton	618.35	80.50	132.96	831.81
District 5 Sheldon Township	142.79	16.61	10.81	170.21
District 6 Unincorporated Port Royal Island	461.07	53.02	30.25	544.34
District 7 Unincorporated Lady's Island	183.75	16.57	28.39	228.71
District 8 St. Helena & Islands East	379.02	69.78	80.70	529.50
District 9 Unincorporated Bluffton Township	885.63	18.81	9.26	913.70
Daufuskie	16.92	0.00	0.00	16.92
<b>MONTHLY OVERALL COUNTY TONNAGE</b>	<b>4,185.75</b>	<b>569.54</b>	<b>315.49</b>	<b>5,070.78</b>
<b>YTD OVERALL COUNTY TONNAGE</b>	<b>13,626.57</b>	<b>1,970.47</b>	<b>842.68</b>	<b>16,439.72</b>

Solid Waste and Recycling Division Monthly Update  
September Fiscal Year 2012  
Distributed to the Solid Waste and Recycling Board of Beaufort County

Solid Waste Hauling Costs

Month	FY11 Hauling	FY12 Hauling
July	\$74,597	\$51,417
August	\$71,381	\$58,591
September	\$68,031	\$46,871
October	\$71,756	
November	\$65,528	
December	\$63,596	
January	\$60,428	
February	\$58,775	
March	\$71,798	
April	\$75,074	
May	\$77,195	
June	\$73,889	
<b>TOTAL</b>	<b>\$832,048</b>	<b>\$156,879</b>

Solid Waste Hauling Costs



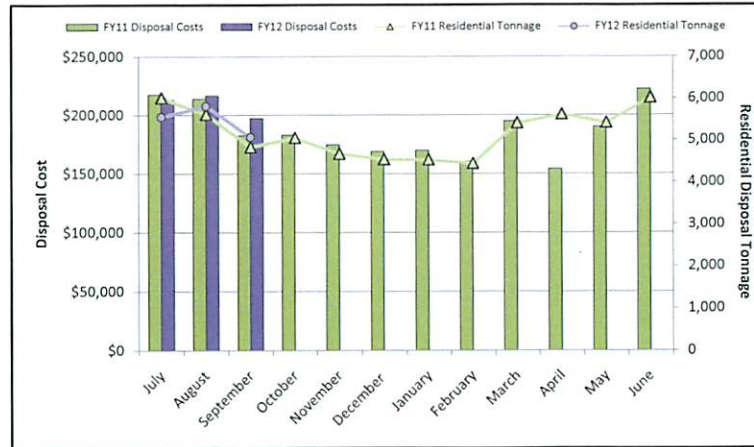
Number of Pulls

Month	FY11 Pulls	FY12 Pulls
July	541	525
August	514	552
September	494	466
October	520	
November	467	
December	452	
January	444	
February	435	
March	562	
April	592	
May	551	
June	546	
<b>TOTAL</b>	<b>6,118</b>	<b>1,543</b>

Solid Waste Disposal Costs

Month	FY11 Disposal Costs	FY12 Disposal Costs
July	\$217,172	\$212,706
August	\$213,562	\$216,478
September	\$182,197	\$196,899
October	\$182,803	
November	\$174,222	
December	\$168,502	
January	\$169,667	
February	\$160,316	
March	\$194,457	
April	\$153,708	
May	\$189,496	
June	\$222,075	
<b>TOTAL</b>	<b>\$2,228,176</b>	<b>\$626,083</b>

Solid Waste Disposal Cost



Total County Residential Tonnage Disposal

Month	FY11 Residential Tonnage	FY12 Residential Tonnage
July	6,018	5,554
August	5,620	5,814
September	4,840	5,071
October	5,058	
November	4,681	
December	4,548	
January	4,539	
February	4,450	
March	5,416	
April	5,626	
May	5,424	
June	6,022	
<b>TOTAL</b>	<b>62,242</b>	<b>16,439</b>

Solid Waste Hauling and Disposal Budgets Status

	FY11 Through September	FY12 Through September	FY11 % Expended	FY12 % Expended
Hauling Costs	\$214,009	\$156,879	20%	17%
Disposal Costs	\$612,930	\$626,083	20%	26%

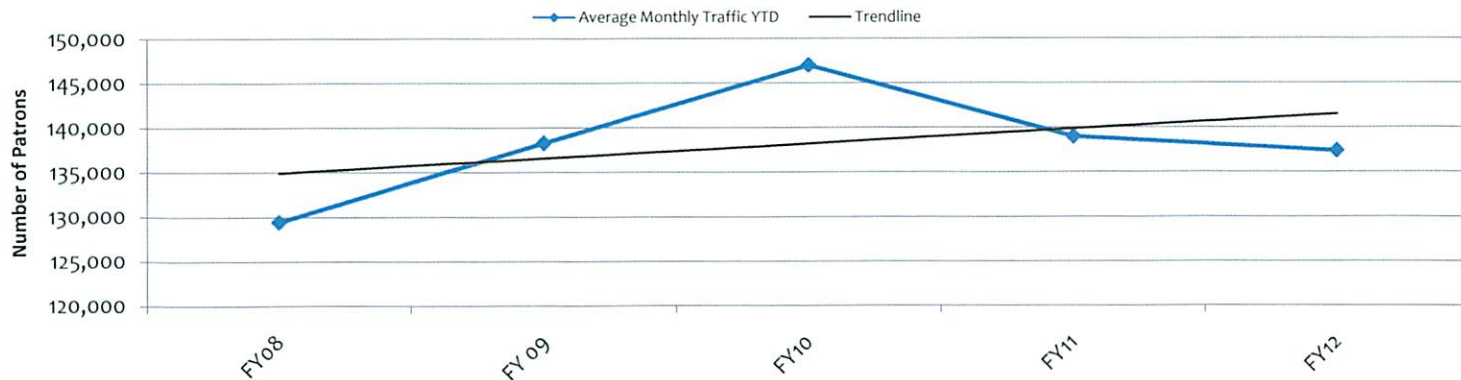


Solid Waste and Recycling Division Monthly Update  
 September Fiscal Year 2012  
 Distributed to the Solid Waste and Recycling Board of Beaufort County

Monthly Convenience Center Total Traffic Information

	September FY 11	September FY 12
Hilton Head	30,409	27,833
Bluffton	33,470	32,358
Lobeco	7,139	7,627
Sheldon	1,425	1,426
Big Estate	1,106	1,090
Shanklin	11,640	9,625
Gate	13,310	13,472
St. Helena	22,366	27,858
Coffin Point	1,309	1,168
Cuffy	1,289	956
Pritchardville	11,430	9,627
<b>Total Traffic for ALL Convenience Centers</b>	<b>134,893</b>	<b>133,040</b>

Average Monthly Traffic YTD by Fiscal Year



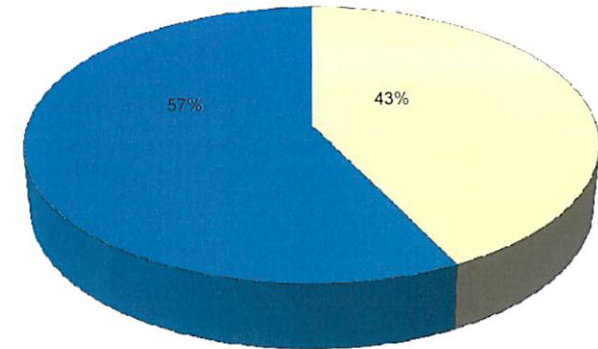
Solid Waste and Recycling Division Monthly Update  
September Fiscal Year 2012  
Distributed to the Solid Waste and Recycling Board of Beaufort County

Recycling Activity by Solid Waste District

Solid Waste District	Convenience Center Tonnage	Residential Route Tonnage	Overall County Tonnage by District	Commercial Tonnage
District 1 City of Beaufort		78.95	78.95	0.00
District 2 Town of Port Royal		0.00	0.00	0.00
District 3 Town of Hilton Head	94.96	145.10	240.06	479.95
District 4 Town of Bluffton	73.33	76.92	150.25	0.00
District 5 Sheldon Township	0.00	0.00	0.00	0.00
District 6 Unincorporated Port Royal Island	25.49	0.00	25.49	0.00
Solid Waste District 7 Unincorporated Lady's Island	0.00	0.00	0.00	0.00
Solid Waste District 8 St. Helena & Islands East	52.16	0.00	52.16	0.00
Solid Waste District 9 Unincorporated Bluffton Township	28.98	68.56	97.54	0.00
Daufuskie	0.00	0.00	0.00	0.00
<b>OVERALL COUNTY TONNAGE</b>	<b>274.92</b>	<b>369.53</b>	<b>644.45</b>	<b>479.95</b>
<b>COUNTY TONNAGE PLUS NEWSPAPER</b>	<b>57.18</b>	<b>0.00</b>	<b>701.63</b>	

Monthly Comparison of Residential Recycling Sources

□ Convenience Center Tonnage      ■ Residential Route Tonnage



YTD Residential Recycling Tonnage

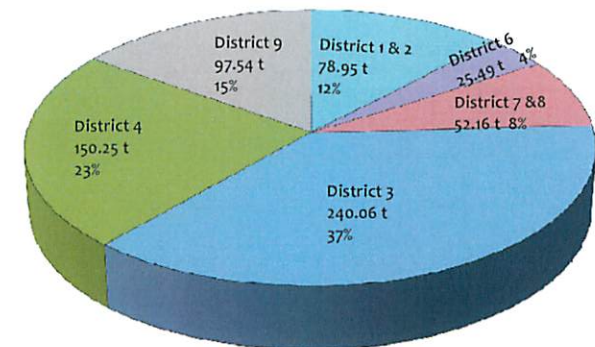
	Convenience Center Tonnage	Residential Route Tonnage	YTD Residential Tonnage
YTD Residential Tonnage	877.86	1,059.53	1,937.39
YTD Residential Tonnage + Newspaper			2,105.58

Fiscal Year Overall County Recycling Tonnage & Services Comparison

Month	FY 11 Recycling Tonnage	FY 12 Recycling Tonnage	FY 11 Recycling Services Cost	FY 12 Recycling Services Cost
July	606.24	645.93	\$21,321	\$25,039
August	612.70	758.02	\$19,450	\$24,346
September	621.04	701.63	\$27,998	\$17,867
October	586.96		\$29,044	
November	647.34		\$24,536	
December	702.36		\$25,496	
January	618.16		\$22,634	
February	591.84		\$27,574	
March	691.03		\$14,381	
April	770.39		\$22,162	
May	651.59		\$30,136	
June	740.25		\$14,320	
<b>TOTAL</b>	<b>7,840</b>	<b>2,106</b>	<b>\$279,052</b>	<b>\$67,252</b>

Residential Tonnage + Newspaper Tonnage      NO Commercial Tonnage

Overall County Tonnage Comparison by District



Solid Waste Recycling Budget Status

	FY11 Through September	FY12 Through September	FY11 % Expended YTD	FY12 % Expended YTD
Recycling Services	\$68,769	\$67,252	18%	19%



Solid Waste and Recycling Division Monthly Update

Fiscal Year 2012

Distributed to the Solid Waste and Recycling Board of Beaufort County

Fiscal Year 12 Recycling Revenue

Month/Year	Charleston Steel	SP Recycling	Santee Cooper	Interstate Batteries
Jul-11		\$5,264		\$170
Aug-11		\$6,200	\$1,292	
Sep-11	\$60,564	\$6,439	\$3,028	\$130
Oct-11				\$525
Nov-11				
Dec-11				
Jan-12				
Feb-12				
Mar-12				
Apr-12				
May-12				
Jun-12				
Sub Totals	\$60,564	\$17,902	\$4,320	\$825
GRAND TOTAL TO DATE				\$83,610

Fiscal Year 12 MRF Credit

Month/Year	Waste Management (MRF) *credit towards processing costs
Jul-11	\$13,172
Aug-11	\$19,205
Sep-11	\$20,512
Oct-11	
Nov-11	
Dec-11	
Jan-12	
Feb-12	
Mar-12	
Apr-12	
May-12	
Jun-12	
Total	\$52,888

Recycling Activity by Solid Waste District										
Fiscal Year 12	DISTRICT 1 & 2	DISTRICT 3			DISTRICT 4			DISTRICT 5		
	Residential Route Recycling Tonnage	Convenience Center Recycling Tonnage	Residential Route Recycling Tonnage	Residential Total Tonnage (CC + RR)	Convenience Center Recycling Tonnage	Residential Route Recycling Tonnage	Residential Total Tonnage (CC + RR)	Convenience Center Recycling Tonnage	Residential Route Recycling Tonnage	Residential Total Tonnage (CC + RR)
Recycling										
Jul-11	68.53	101.34	134.20	235.54	89.68	57.57	147.25	0.00	0.00	0.00
Aug-11	73.93	107.92	174.37	282.29	85.30	77.39	162.69	0.00	0.00	0.00
Sep-11	78.95	94.96	145.10	240.06	73.33	76.92	150.25	0.00	0.00	0.00
Oct-11				0.00			0.00			
Nov-11				0.00			0.00			
Dec-11				0.00			0.00			
Jan-12				0.00			0.00			
Feb-12				0.00			0.00			
Mar-12				0.00			0.00			
Apr-12				0.00			0.00			
May-12				0.00			0.00			
Jun-12				0.00			0.00			
Fiscal Year 12 Total	221.41	304.22	453.67	757.89	248.31	211.88	460.19	0.00	0.00	0.00

Fiscal Year 12	DISTRICT 6			DISTRICT 7	DISTRICT 8			DISTRICT 9			DAUFUSKIE (9A)
	Convenience Center Recycling Tonnage	Residential Route Recycling Tonnage	Residential Total Tonnage (CC + RR)	Residential Route Recycling Tonnage	Convenience Center Recycling Tonnage	Residential Route Recycling Tonnage	Residential Total Tonnage (CC + RR)	Convenience Center Recycling Tonnage	Residential Route Recycling Tonnage	Residential Total Tonnage (CC + RR)	Residential Route Recycling Tonnage
Recycling											
Jul-11	25.21	0.00	25.21	2.79	47.37	0.00	47.37	32.05	35.18	67.23	0.00
Aug-11	30.82	0.00	30.82	0.00	53.56	0.00	53.56	29.69	66.04	95.73	0.00
Sep-11	25.49	0.00	25.49	0.00	52.16	0.00	52.16	28.98	68.56	97.54	0.00
Oct-11			0.00				0.00			0.00	
Nov-11			0.00				0.00			0.00	
Dec-11			0.00				0.00			0.00	
Jan-12			0.00				0.00			0.00	
Feb-12			0.00				0.00			0.00	
Mar-12			0.00				0.00			0.00	
Apr-12			0.00				0.00			0.00	
May-12			0.00				0.00			0.00	
Jun-12			0.00				0.00			0.00	
Fiscal Year 12 Total	81.52	0.00	81.52	2.79	153.09	0.00	153.09	90.72	169.78	260.50	0.00
Fiscal Year 12 YTD Total for ALL Solid Waste Districts * Does not include Newspaper *											1,937.39



t = tons

# SEPTEMBER FISCAL YEAR 12 SW&R BY DISTRICT

- ★ Land Fills
  - Citizen Convenience Centers
  - ▲ Un-manned Citizen Convenience Center
- Solid Waste Districts**
- 1 City of Beaufort
  - 2 Town of Port Royal
  - 3 Hilton Head Island
  - 4 Town of Bluffton
  - 5 Sheldon Township
  - 6 Unincorporated Port Royal Island
  - 7 Unincorporated Lady's Island
  - 8 St Helena Island & Islands East
  - 9 Unincorporated Bluffton Township

**Solid Waste District 5**  
 MSW & Bulky = 142.79t  
 Yard Waste = 16.61t  
 C&D = 10.81t  
 Recycling = 0.00 t

**Solid Waste District 1**  
 MSW & Bulky = 347.24t  
 Yard Waste = 128.87t  
 C&D = 13.70t  
 \*Recycling = 78.95t  
 \*Combined SW Districts 1 & 2

**Solid Waste District 7**  
 MSW & Bulky = 183.75t  
 Yard Waste = 16.57t  
 C&D = 28.39t  
 Recycling = 0.00t

**Solid Waste District 6**  
 MSW & Bulky = 461.07t  
 Yard Waste = 53.02t  
 C&D = 30.25t  
 Recycling = 25.49t

**Solid Waste District 8**  
 MSW & Bulky = 379.02t  
 Yard Waste = 69.78t  
 C&D = 80.70t  
 Recycling = 52.16t

**Solid Waste District 9**  
 MSW & Bulky = 885.63t  
 Yard Waste = 18.81t  
 C&D = 9.26t  
 \*Recycling Total= 97.54t  
 \*See SW District 4 Overlap btwn Districts

**Solid Waste District 2**  
 MSW & Bulky = 131.93t  
 Yard Waste = 99.68t  
 C&D = 3.89t  
 Recycling = \*See SW District 1

**Solid Waste District 4**  
 MSW & Bulky = 618.35t  
 Yard Waste = 80.50t  
 C&D = 132.96t  
 \*Recycling = 150.25t  
 \* See SW District 9  
 Overlap btwn Districts

**Solid Waste District 3**  
 MSW & Bulky = 1,019.05t  
 Yard Waste = 85.70t  
 C&D = 5.53t  
 Recycling = 240.06t

**Daufuskie**  
 MSW & Bulky = 16.92t  
 Recycling = 0.00t

Oakwood Landfill  
 ★ Green Space Incinerator  
 Hickory Hill Landfill  
 ★ Material Recycling Facility

*Beaufort County  
 Solid Waste Districts*

Prepared by  
 Beaufort County  
 GIS Division  
 Printed July 23, 2009

