

Solid Waste and Recycling Division Monthly Update  
 July Fiscal Year 2012  
 Distributed to the Solid Waste and Recycling Board of Beaufort County

Solid Waste Overall County Convenience Center Tonnage

	July FY11	July FY12
Household & Bulky	2,204.28	1,851.23
Yard Waste	330.97	316.34
Construction & Demolition (C&D)	84.66	150.83
<b>TOTAL Convenience Center Tonnage</b>	<b>2,619.91</b>	<b>2,318.40</b>
<b>% of All Residential Disposal from CC</b>	<b>43.20%</b>	<b>41.74%</b>

Solid Waste Overall County Residential Route Tonnage

	July FY11	July FY12
Household & Bulky	2,978.90	2,879.17
Yard Waste	387.35	303.80
Construction & Demolition (C&D)	78.33	52.87
<b>TOTAL Residential Route Tonnage</b>	<b>3,444.58</b>	<b>3,235.84</b>
<b>% of All Residential Disposal from Residential Route</b>	<b>56.80%</b>	<b>58.26%</b>

Overall Solid Waste Activity by Solid Waste District

Solid Waste District	MSW & Bulky	Yard Waste	C&D	Total District Tonnage
District 1 City of Beaufort	381.34	145.73	15.92	542.99
District 2 Town of Port Royal	120.56	82.83	2.27	205.66
District 3 Town of Hilton Head	1,447.80	84.00	0.00	1,531.80
District 4 Town of Bluffton	485.84	106.51	90.26	682.61
District 5 Sheldon Township	170.28	7.00	0.00	177.28
District 6 Unincorporated Port Royal Island	493.14	62.06	17.29	572.49
District 7 Unincorporated Lady's Island	212.88	14.94	20.09	247.91
District 8 St. Helena & Islands East	477.40	95.71	51.13	624.24
District 9 Unincorporated Bluffton Township	929.85	21.36	6.74	957.95
Daufuskie	11.31	0.00	0.00	11.31
<b>MONTHLY OVERALL COUNTY TONNAGE</b>	<b>4,730.40</b>	<b>620.14</b>	<b>203.70</b>	<b>5,554.24</b>
<b>YTD OVERALL COUNTY TONNAGE</b>	<b>4,730.40</b>	<b>620.14</b>	<b>203.70</b>	<b>5,554.24</b>

**Solid Waste and Recycling Division Monthly Update**  
**July Fiscal Year 2012**  
 Distributed to the Solid Waste and Recycling Board of Beaufort County

**Solid Waste Hauling Costs**

Month	FY11 Hauling	FY12 Hauling
July	\$74,597	\$51,417
August	\$71,381	
September	\$68,031	
October	\$71,756	
November	\$65,528	
December	\$63,596	
January	\$60,428	
February	\$58,775	
March	\$71,798	
April	\$75,074	
May	\$77,195	
June	\$73,889	
<b>TOTAL</b>	<b>\$832,048</b>	<b>\$51,417</b>

**Solid Waste Hauling Costs**



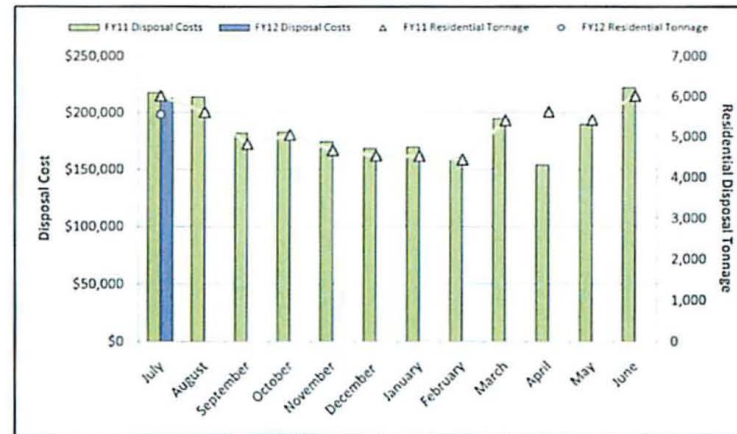
**Number of Pulls**

Month	FY11 Pulls	FY12 Pulls
July	541	525
August	514	
September	494	
October	520	
November	467	
December	452	
January	444	
February	435	
March	562	
April	592	
May	551	
June	546	
<b>TOTAL</b>	<b>6,118</b>	<b>525</b>

**Solid Waste Disposal Costs**

Month	FY11 Disposal Costs	FY12 Disposal Costs
July	\$217,172	\$212,706
August	\$213,562	
September	\$182,197	
October	\$182,803	
November	\$174,222	
December	\$168,502	
January	\$169,667	
February	\$160,316	
March	\$194,457	
April	\$153,708	
May	\$189,496	
June	\$222,075	
<b>TOTAL</b>	<b>\$2,228,176</b>	<b>\$212,706</b>

**Solid Waste Disposal Cost**



**Total County Residential Tonnage Disposal**

Month	FY11 Residential Tonnage	FY12 Residential Tonnage
July	6,018	5,554
August	5,620	
September	4,840	
October	5,058	
November	4,681	
December	4,548	
January	4,539	
February	4,450	
March	5,416	
April	5,626	
May	5,424	
June	6,022	
<b>TOTAL</b>	<b>62,242</b>	<b>5,554</b>

**Solid Waste Hauling and Disposal Budgets Status**

	FY11 Through July	FY12 Through July	FY11 % Expended	FY12 % Expended
Hauling Costs	\$74,597	\$51,417	7%	6%
Disposal Costs	\$217,172	\$212,706	7%	9%

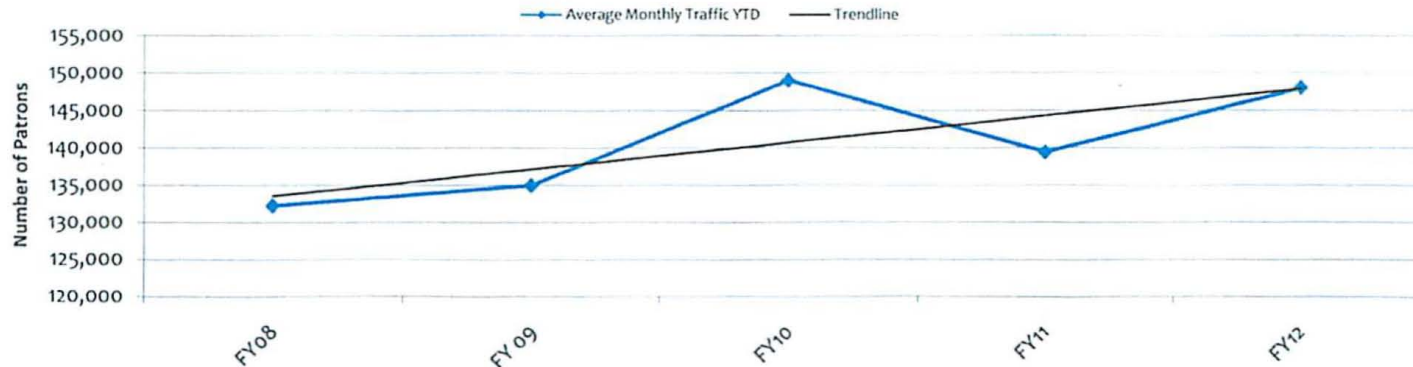


Solid Waste and Recycling Division Monthly Update  
 July Fiscal Year 2012  
 Distributed to the Solid Waste and Recycling Board of Beaufort County

Monthly Convenience Center Total Traffic Information

	July FY 11	July FY 12
Hilton Head	33,955	31,117
Bluffton	27,854	31,403
Lobeco	7,284	7,999
Sheldon	1,472	1,497
Big Estate	1,260	1,147
Shanklin	12,297	16,908
Gate	14,457	14,606
St. Helena	26,746	30,566
Coffin Point	1,590	1,623
Cuffy	1,491	1,338
Pritchardville	11,002	9,849
<b>Total Traffic for ALL Convenience Centers</b>	<b>139,408</b>	<b>148,053</b>

Average Monthly Traffic YTD by Fiscal Year

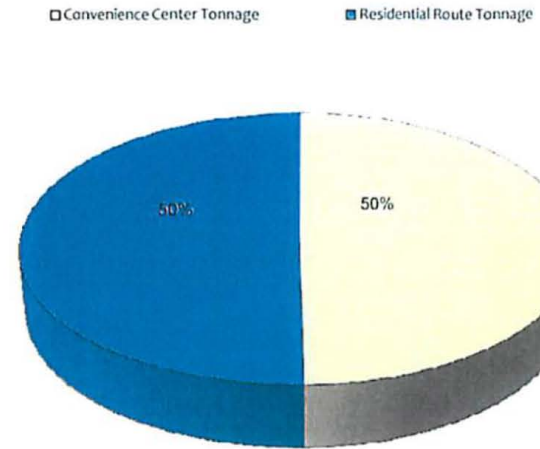


Solid Waste and Recycling Division Monthly Update  
 July Fiscal Year 2012  
 Distributed to the Solid Waste and Recycling Board of Beaufort County

Recycling Activity by Solid Waste District

Solid Waste District	Convenience Center Tonnage	Residential Route Tonnage	Overall County Tonnage by District	Commercial Tonnage
District 1 City of Beaufort		68.53	68.53	0.00
District 2 Town of Port Royal		0.00	0.00	0.00
District 3 Town of Hilton Head	101.34	134.20	235.54	23.71
District 4 Town of Bluffton	89.68	57.57	147.25	10.87
District 5 Sheldon Township	0.00	0.00	0.00	2.53
District 6 Unincorporated Port Royal Island	25.21	0.00	25.21	0.00
Solid Waste District 7 Unincorporated Lady's Island	0.00	2.79	2.79	2.94
Solid Waste District 8 St. Helena & Islands East	47.37	0.00	47.37	1.85
Solid Waste District 9 Unincorporated Bluffton Township	32.05	35.18	67.23	0.00
Daufuskie	0.00	0.00	0.00	0.00
<b>OVERALL COUNTY TONNAGE</b>	<b>295.65</b>	<b>298.27</b>	<b>593.92</b>	<b>41.90</b>
<b>COUNTY TONNAGE PLUS NEWSPAPER</b>	<b>52.01</b>	<b>0.00</b>	<b>645.93</b>	

Monthly Comparison of Residential Recycling Sources



YTD Residential Recycling Tonnage

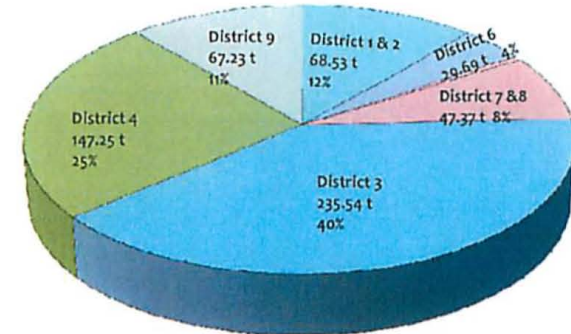
	Convenience Center Tonnage	Residential Route Tonnage	YTD Residential Tonnage
YTD Residential Tonnage	295.65	298.27	593.92
YTD Residential Tonnage + Newspaper			645.93

Fiscal Year Overall County Recycling Tonnage & Services Comparison

Month	FY 11 Recycling Tonnage	FY 12 Recycling Tonnage	FY 11 Recycling Services Cost	FY 12 Recycling Services Cost
July	606.24	645.93	\$21,321	\$25,039
August	612.70		\$19,450	
September	621.04		\$27,998	
October	586.96		\$29,044	
November	647.34		\$24,536	
December	702.36		\$25,496	
January	618.16		\$22,634	
February	591.84		\$27,574	
March	691.03		\$14,381	
April	770.39		\$22,162	
May	651.59		\$30,136	
June	740.25		\$14,320	
<b>TOTAL</b>	<b>7,840</b>	<b>646</b>	<b>\$279,052</b>	<b>\$25,039</b>

Residential Tonnage + Newspaper Tonnage NO Commercial Tonnage

Overall County Tonnage Comparison by District



Solid Waste Recycling Budget Status

	FY11 Through July	FY12 Through July	FY11 % Expended YTD	FY12 % Expended YTD
Recycling Services	\$21,321	\$25,039	6%	7%

Solid Waste and Recycling Division Monthly Update

Fiscal Year 2012

Distributed to the Solid Waste and Recycling Board of Beaufort County

Fiscal Year 12 Recycling Revenue

Month/Year	Charleston Steel	SP Recycling	Santee Cooper	Interstate Batteries
Jul-11		\$5,264		\$170
Aug-11				
Sep-11				
Oct-11				
Nov-11				
Dec-11				
Jan-12				
Feb-12				
Mar-12				
Apr-12				
May-12				
Jun-12				
Sub Totals	\$0	\$5,264	\$0	\$170
GRAND TOTAL TO DATE				\$5,434

Fiscal Year 12 MRF Credit

Month/Year	Waste Management (MRF) *credit towards processing costs
Jul-11	\$13,172
Aug-11	
Sep-11	
Oct-11	
Nov-11	
Dec-11	
Jan-12	
Feb-12	
Mar-12	
Apr-12	
May-12	
Jun-12	
Total	\$13,172



**Recycling Activity by Solid Waste District**

Fiscal Year 12	DISTRICT 1 & 2	DISTRICT 3			DISTRICT 4			DISTRICT 5		
	Residential Route Recycling Tonnage	Convenience Center Recycling Tonnage	Residential Route Recycling Tonnage	Residential Total Tonnage (CC + RR)	Convenience Center Recycling Tonnage	Residential Route Recycling Tonnage	Residential Total Tonnage (CC + RR)	Convenience Center Recycling Tonnage	Residential Route Recycling Tonnage	Residential Total Tonnage (CC + RR)
Recycling										
Jul-11	68.53	101.34	134.20	235.54	89.68	57.57	147.25	0.00	0.00	0.00
Aug-11										
Sep-11										
Oct-11										
Nov-11										
Dec-11										
Jan-12										
Feb-12										
Mar-12										
Apr-12										
May-12										
Jun-12										
Fiscal Year 12 Total	68.53	101.34	134.20	235.54	89.68	57.57	147.25	0.00	0.00	0.00

Fiscal Year 12	DISTRICT 6			DISTRICT 7	DISTRICT 8			DISTRICT 9			DAUFUSKIE (9A)
	Convenience Center Recycling Tonnage	Residential Route Recycling Tonnage	Residential Total Tonnage (CC + RR)	Residential Route Recycling Tonnage	Convenience Center Recycling Tonnage	Residential Route Recycling Tonnage	Residential Total Tonnage (CC + RR)	Convenience Center Recycling Tonnage	Residential Route Recycling Tonnage	Residential Total Tonnage (CC + RR)	Residential Route Recycling Tonnage
Recycling											
Jul-11	25.21	0.00	25.21	2.79	47.37	0.00	47.37	32.05	35.18	67.23	0.00
Aug-11											
Sep-11											
Oct-11											
Nov-11											
Dec-11											
Jan-12											
Feb-12											
Mar-12											
Apr-12											
May-12											
Jun-12											
Fiscal Year 12 Total	25.21	0.00	25.21	2.79	47.37	0.00	47.37	32.05	35.18	67.23	0.00
Fiscal Year 12 YTD Total for ALL Solid Waste Districts * Does not include Newspaper *											593.92



t = tons

# JULY FISCAL YEAR 12 SW&R BY DISTRICT

- ★ Land Fills
  - Citizen Convenience Centers
  - ▲ Un-manned Citizen Convenience Center
- Solid Waste Districts**
- 1 City of Beaufort
  - 2 Town of Port Royal
  - 3 Hilton Head Island
  - 4 Town of Bluffton
  - 5 Sheldon Township
  - 6 Unincorporated Port Royal Island
  - 7 Unincorporated Lady's Island
  - 8 St Helena Island & Islands East
  - 9 Unincorporated Bluffton Township

**Solid Waste District 5**  
 MSW & Bulky = 170.28t  
 Yard Waste = 7.00 t  
 C&D = .00 t  
 Recycling = 0.00 t

**Solid Waste District 1**  
 MSW & Bulky = 381.34t  
 Yard Waste = 145.73 t  
 C&D = 15.92 t  
 \*Recycling = 68.53 t  
 \*Combined SW Districts 1 & 2

**Solid Waste District 7**  
 MSW & Bulky = 212.88 t  
 Yard Waste = 14.94 t  
 C&D = 20.09 t  
 Recycling = 2.79 t

**Solid Waste District 6**  
 MSW & Bulky = 493.14 t  
 Yard Waste = 62.06 t  
 C&D = 17.29 t  
 Recycling = 25.21 t

**Solid Waste District 8**  
 MSW & Bulky = 477.40 t  
 Yard Waste = 95.71 t  
 C&D = 51.13 t  
 Recycling = 47.37 t

**Solid Waste District 9**  
 MSW & Bulky = 929.85t  
 Yard Waste = 21.36 t  
 C&D = 6.74 t  
 \*Recycling Total= 67.23 t  
 \*See SW District 4 Overlap btwn Districts

**Solid Waste District 2**  
 MSW & Bulky = 120.56 t  
 Yard Waste = 82.83 t  
 C&D = 2.27 t  
 Recycling = \*See SW District 1

**Solid Waste District 4**  
 MSW & Bulky = 485.84 t  
 Yard Waste = 106.51 t  
 C&D = 90.26 t  
 \*Recycling = 147.25 t  
 \* See SW District 9  
 Overlap btwn Districts

**Solid Waste District 3**  
 MSW & Bulky = 1447.80 t  
 Yard Waste = 84.00 t  
 C&D = 0.00 t  
 Recycling = 235.54 t

**Daufuskie**  
 MSW & Bulky = 11.31 t  
 Recycling = 0.00 t

- ★ Oakwood Landfill
- ★ Green Space Incinerator
- ★ Hickory Hill Landfill
- ★ Matenal Recycling Facility

*Beaufort County  
 Solid Waste Districts*

Prepared by  
 Beaufort County  
 GIS Division  
 Printed July 23, 2009

