



**Beaufort County  
Solid Waste and Recycling Board  
Meeting Agenda July 28, 2011**



**Location: Beaufort Industrial Village, BIV 2,  
Beaufort, SC 29906  
2:00 P.M.**

- **Call to Order:** Mr. Dietz
  - Approve meeting Agenda
  - Approval of the Minutes from previous meeting:  
[May 26, 2011](#)
- **Introductions**
- **Public Comment**
- **Reports:**
  - Financial Statement ([backup](#))
  - Solid Waste & Recycling Division Monthly Reports; June 2011  
([backup](#))
  - Litter Officers' Report
  - Recycling Coordinators' Report
  - 2good2waste.org Report
- **Unfinished Business:**
  - Daufuskie Island Convenience Center Design/Build – no update
  - Transfer Station Fatal Flaw Analysis-Site Analysis – update
  - Board Recommendation to County Council to reduce Convenience Center Operating Hours
  - Solid Waste Management Plan Workshop
    - Goals and Objectives
    - Workshop Date for November 2011
- **New Business:**
  - None
- **Public Comment**
- **Next Meeting, August 25, 2011**
- **Adjournment**

# Beaufort County Solid Waste and Recycling Board Meeting

## Thursday, May 26, 2011, 2:00 pm

### BIV – 2 Conference Room

#### Attendees:

Earl Dietz, Chairman & District 8 Representative  
Gordon Bowers, V, Chairman & District 7 Representative  
Leroy Norris, District 5 Representative  
David R. Uehling, District 6, Representative  
Rob McFee, Director of E&I  
Eddie Bellamy, Public Works Director  
Carol Murphy, Recycling Coordinator  
Beth Lewis, Information Coord/Analyst  
Gary Dukes, MCAS Liaison  
Brad Woods, MCRD Liaison

#### Guests

Tom Soder, SP Recycling

#### Absentees:

George Potts, District 9 Representative  
Alice Darian, District 3 Representative (Ex-Officio)  
Tammy Malone, District 4 Representative (Ex Officio)  
Leland McCormack, DHEC Liaison  
Isaiah Smalls, District 1 Representative (Ex-Officio)  
Van Willis, District 2 Representative (Ex-Officio)  
Billie Lindsay, Planning  
James Minor, Solid Waste Manager  
John Miller, Supt. Solid Waste & Recycling  
Sgt Carl Barr / Cpl. Richard Black, Litter Officer

#### County Council:

Paul Summerville, District 7 Representative County Council

- **Call to Order:** Chairman Dietz called the meeting to order at 2:01 pm.
- **Agenda:** The Agenda was approved as written.
- **Minutes:** The minutes of April 28, 2011 minutes were approved as written.
- **Introductions:** All present were introduced
- **Public Comment:** Mr. Dietz called for public comment. There being none, the meeting continued.
- **Monthly Reports**
  - **Finance Report:** Mr. Dietz had several questions regarding the budget. Total expenditures down from the March financial statement.
  - **SW&R Monthly Reports:**
    - Ms Murphy reviewed the monthly reports for April 2011
    - She noted that commodity markets remain strong
    - Hauling costs were \$75,074 and Disposal at \$153,708.
    - Traffic flow was down `10,000 from previous years at 124,319 FY 11. We are checking the counters to confirm these numbers.
    - The new Hilton Head program has collected 130 tons of single stream for May.
    - Convenience Center vs. Route residential are at 50/50.
    - SCDHEC report sections were reviewed noting the comparison of Beaufort County recycling by commodity to recycling rates of other counties.
    - Recycling includes 339.91 tons curbside, 336.18 tons from centers, 7.79 tons from Commercial and 94.30 in news print totaling 770.39 residential tons for the month. Year to date residential was 6448.06 tons.
    - Recycling includes: \$170,258 in Credits from our contract with Waste Management, \$284,597 in revenue from scrap metal, newspaper, oil, etc.

- **Litter Officers' Reports**
  - The Litter Officers report contained the latest illegal dump of the month on residential property adjacent to the marsh. Our officers worked closely with Code on this issue.
  - 8 Nonferrous metal permits were issued during March to persons transporting nonferrous metals weighing more than 25lbs in a vehicle not ordinarily used for transport of metal. (SC Law Section 16-17-685)
  
- **Coordinators' Report**
  - The Hazardous Waste and Medication collection held May 7, 9-3, at the Shanklin Public Works Site yielded 186 cars with 62 having medications.
  - Ms Murphy attended a symposium on Glass recycling through the Glass Manufacturing Industry Council through Mr. Deitz's invitation. Glass is endlessly recyclable, however, glass is the bane of everyone's program; Collectors, Haulers, MRF operators, Processors, Manufactures. The workshop was beneficial and provided much info on this difficult commodity.
  - County Office Recycling program - Average Weekly collection holding at @ 1000lbs
  - Special hardback book recycling; 14,233 lbs (7.12 tons), to date
  - Locations Completed to Date (57), Locations Remaining ~30
  
- **2Good2Waste.org**
  - Information was displayed at the Women's Empowerment Conference held at TCL 5/21.
  - 2good2waste. 186 Cards were handed out to participants at the Haz Mat Event.
  
- **Unfinished Business**
  - **Daufuskie Island Convenience Center**
    - No change or action on this project.
  
  - **Transfer Station Fata; Flaw Analysis-Site Analysis**
    - Environmental Lawyer opinion sought.
  
  - **Tire/Baler Building**
    - Completion of the Baler building continues with operations staff moving over. Hampton County will provide training for baler operations.
  
  - **Scrap Metal and White Goods RFP Process**
    - 5 bidders participated in this process with 2 considered capable.
    - Charleston Steel was chosen with its nine year successful history with the county.
    - Results were sent to Council for approval.
  
  - **Solid Waste Hauling RFP**
    - Three firms submitted bids for this RFP: Waste Management, Waste Pro and Republic.
    - Waste Pro was selected with a bid of \$82 p/haul and lower CPI and Fuel indexes.
    - Waste Pro also provided an easy Track system to improve pull accuracy
  
  - **Convenience Center Operating Hours Reduction**
    - No Update

- **New Business**
  - **Review of the Solid Waste Management Plan for Beaufort County-**
    - The regular board meeting for June will be changed to June 30, 2011 – 2:00 at the Public Works Conference Room
    - The workshop will include a tour of the new Baler building
    - We will publicize this change on the web and all venues.
  - **Resignation of Gordon Bowers**
    - Mr. Bowers spoke to the group noting that this would be his last meeting and his formal resignation would be presented to Mr. Newton. He noted that he had been a member and representative for Lady’s Island since 1990.
    - Mr. Bellamy spoke of Staff’s appreciation for his dedicated and knowledgeable service.
  
- **Public Comment:**
  - Mr. Dietz called for the final public comment. There being none the meeting adjourned.
  
- **The Meeting ended** at 3:15 pm. The next meeting will be held June 30, 2011, 2:00 pm in the Public Works conference room.

Cc: Mr. Gary T. Kubic, County Administrator  
Miss Suzanne Rainey, Clerk to Council  
J. Robert McFee, PE, Division Director, Engineering and Infrastructure  
Eddie Bellamy, PW Director

**UNAUDITED**  
**BEAUFORT COUNTY, SOUTH CAROLINA**  
**SCHEDULE OF REVENUES AND EXPENDITURES - BUDGET (GAAP BASIS) AND ACTUAL**  
**SOLID WASTE AND RECYCLING**  
For the Period Ending June 30, 2011

	Budget	Actual	Variance Positive (Negative)	Percent of Budget
<b>Revenues</b>				
Sale of Recyclables	\$ 370,000	\$ 375,956	\$ 5,956	102%
Waste Disposal Fees	7,000	7,000	-	100%
<b>Total Revenues</b>	<u>377,000</u>	<u>382,956</u>	<u>5,956</u>	<u>102%</u>
<b>Expenditures</b>				
Solid Waste / Recycling Administration				
Personnel	621,009	601,946	19,063	97%
Purchased Services	3,764,834	3,316,496	448,338	88%
Supplies	88,716	85,511	3,205	96%
Capital	52,508	52,486	22	100%
	<u>4,527,067</u>	<u>4,056,439</u>	<u>470,628</u>	<u>90%</u>
Solid Waste / Recycling Hilton Head				
Personnel	96,055	96,351	(296)	100%
Purchased Services	6,682	7,223	(541)	108%
Supplies	3,100	2,819	281	91%
Capital	2,000	1,791	209	90%
	<u>107,837</u>	<u>108,184</u>	<u>(347)</u>	<u>100%</u>
Solid Waste / Recycling Bluffton				
Personnel	130,294	126,614	3,680	97%
Purchased Services	7,748	7,694	54	99%
Supplies	2,950	2,768	182	94%
Capital	7,400	5,914	1,486	80%
	<u>148,392</u>	<u>142,990</u>	<u>5,402</u>	<u>96%</u>
Solid Waste / Recycling Unincorporated Port Royal				
Personnel	154,861	152,362	2,499	98%
Purchased Services	6,200	6,614	(414)	107%
Supplies	4,088	3,952	136	97%
Capital	2,400	2,400	-	100%
	<u>167,549</u>	<u>165,328</u>	<u>2,221</u>	<u>99%</u>
Solid Waste / Recycling Daufuskie				
Purchased Services	204	203	1	100%
	<u>204</u>	<u>203</u>	<u>1</u>	<u>100%</u>
Solid Waste / Recycling St. Helena				
Personnel	121,154	121,973	(819)	101%
Purchased Services	8,500	7,521	979	88%
Supplies	5,450	4,544	906	83%
Capital	2,700	2,700	-	100%
	<u>137,804</u>	<u>136,738</u>	<u>1,066</u>	<u>99%</u>
Solid Waste / Recycling Sheldon				
Personnel	89,969	90,543	(574)	101%
Purchased Services	8,200	6,424	1,776	78%
Supplies	4,400	3,092	1,308	70%
Capital	29,800	9,682	20,118	32%
	<u>132,369</u>	<u>109,741</u>	<u>22,628</u>	<u>83%</u>
<b>Total Expenditures</b>	<u>5,221,222</u>	<u>4,719,623</u>	<u>501,599</u>	<u>90%</u>
<b>Net Expenditures</b>	<u>\$ (4,844,222)</u>	<u>\$ (4,336,667)</u>	<u>\$ (507,555)</u>	<u>90%</u>

**UNAUDITED**  
**BEAUFORT COUNTY, SOUTH CAROLINA**  
**COMBINING BALANCE SHEET**  
**NONMAJOR SPECIAL REVENUE FUNDS - SOLID WASTE AND RECYCLING**  
June 30, 2011

	Oil Collection Grant	Solid Waste/ Recycling Grant	Energy Grant	Tire Recycling Grant	Waste Management Recycling Grant	Total
<b><u>ASSETS</u></b>						
Equity in Pooled Cash and Investments	\$ -	\$ 6,164	\$ 262	\$ -	\$ 14,249	\$ 20,675
Receivables, Net	-	-	23,352	-	-	23,352
Total Assets	-	6,164	23,614	-	14,249	44,027
<b><u>LIABILITIES AND FUND EQUITY</u></b>						
Liabilities						
Accounts Payable	\$ 1,850	\$ -	\$ 23,088	\$ 29,279	\$ -	\$ 54,217
Accrued Payroll	-	-	526	-	-	526
Total Liabilities	1,850	-	23,614	29,279	-	54,743
<b><u>FUND BALANCE</u></b>						
Reserved for Encumbrances	-	-	233,404	-	-	233,404
Reserved for Special Revenue Funds	(1,850)	6,164	(233,404)	(29,279)	14,249	(244,120)
	(1,850)	6,164	-	(29,279)	14,249	(10,716)
Total Liabilities and Fund Balance	\$ -	\$ 6,164	\$ 23,614	\$ -	\$ 14,249	\$ 44,027

**UNAUDITED**  
 BEAUFORT COUNTY, SOUTH CAROLINA  
 COMBINING STATEMENT OF REVENUES, EXPENDITURES AND CHANGES IN FUND BALANCES  
 NONMAJOR SPECIAL REVENUE FUNDS - SOLID WASTE AND RECYCLING  
 For the Period Ending June 30, 2011

	Oil Collection Grant		
	Budget	Actual	Variance Positive (Negative)
Revenues			
Intergovernmental	\$ 6,000	\$ 3,728	\$ (2,272)
Total Revenues	<u>6,000</u>	<u>3,728</u>	<u>(2,272)</u>
Expenditures			
Purchased Services	5,050	6,267	(1,217)
Supplies	<u>1,724</u>	<u>1,724</u>	<u>-</u>
Total Expenditures	<u>6,774</u>	<u>7,991</u>	<u>(1,217)</u>
Excess of Revenues Over (Under) Expenditures	(774)	(4,263)	(3,489)
Other Financing Sources (Uses)			
Transfers In	<u>774</u>	<u>-</u>	<u>(774)</u>
Total Other Financing Sources (Uses)	<u>774</u>	<u>-</u>	<u>(774)</u>
Net Change in Fund Balance	-	(4,263)	(4,263)
Fund Balance at Beginning of Year	<u>2,413</u>	<u>2,413</u>	<u>-</u>
Fund Balance at End of Year	<u>\$ 2,413</u>	<u>\$ (1,850)</u>	<u>\$ (4,263)</u>

**UNAUDITED**  
 BEAUFORT COUNTY, SOUTH CAROLINA  
 COMBINING STATEMENT OF REVENUES, EXPENDITURES AND CHANGES IN FUND BALANCES  
 NONMAJOR SPECIAL REVENUE FUNDS - SOLID WASTE AND RECYCLING  
 For the Period Ending June 30, 2011

	Solid Waste/ Recycling Grant		
	Budget	Actual	Variance Positive (Negative)
Revenues			
Intergovernmental	\$ 10,905	\$ 12,405	\$ 1,500
Total Revenues	10,905	12,405	1,500
Expenditures			
Supplies	16,405	13,795	2,610
Total Expenditures	16,405	13,795	2,610
Excess of Revenues Over (Under) Expenditures	(5,500)	(1,390)	4,110
Other Financing Sources (Uses)			
Transfers In	5,500	-	(5,500)
Total Other Financing Sources (Uses)	5,500	-	(5,500)
Net Change in Fund Balance	-	(1,390)	(1,390)
Fund Balance at Beginning of Year	7,554	7,554	-
Fund Balance at End of Year	\$ 7,554	\$ 6,164	\$ (1,390)



**UNAUDITED**  
 BEAUFORT COUNTY, SOUTH CAROLINA  
 COMBINING STATEMENT OF REVENUES, EXPENDITURES AND CHANGES IN FUND BALANCES  
 NONMAJOR SPECIAL REVENUE FUNDS - SOLID WASTE AND RECYCLING  
 For the Period Ending June 30, 2011

	Energy Grant		Variance Positive (Negative)
	Budget	Actual	
Revenues			
Intergovernmental	\$ 405,733	\$ 171,871	\$ (233,862)
Total Revenues	<u>405,733</u>	<u>171,871</u>	<u>(233,862)</u>
Expenditures			
Personnel	37,873	36,281	1,592
Purchased Services	700	283	417
Supplies	14,749	9,208	5,541
Capital	<u>352,411</u>	<u>126,099</u>	<u>226,312</u>
Total Expenditures	<u>405,733</u>	<u>171,871</u>	<u>233,862</u>
Excess of Revenues Over (Under) Expenditures	-	-	-
Fund Balance at Beginning of Year	-	-	-
Fund Balance at End of Year	\$ -	\$ -	\$ -

**UNAUDITED**  
 BEAUFORT COUNTY, SOUTH CAROLINA  
 COMBINING STATEMENT OF REVENUES, EXPENDITURES AND CHANGES IN FUND BALANCES  
 NONMAJOR SPECIAL REVENUE FUNDS - SOLID WASTE AND RECYCLING  
 For the Period Ending June 30, 2011

	Tire Recycling Grant		
	Budget	Actual	Variance Positive (Negative)
Revenues			
Intergovernmental	\$ 60,000	\$ 44,133	\$ (15,867)
Total Revenues	<u>60,000</u>	<u>44,133</u>	<u>(15,867)</u>
Expenditures			
Purchased Services	35,632	35,821	(189)
Supplies	8,000	7,446	554
Capital	<u>522,945</u>	<u>537,560</u>	<u>(14,615)</u>
Total Expenditures	<u>566,577</u>	<u>580,827</u>	<u>(14,250)</u>
Excess of Revenues Over (Under) Expenditures	(506,577)	(536,694)	(30,117)
Other Financing Sources (Uses)			
Transfers In	<u>506,577</u>	-	<u>(506,577)</u>
Total Other Financing Sources (Uses)	<u>506,577</u>	-	<u>(506,577)</u>
Net Change in Fund Balance	-	(536,694)	(536,694)
Fund Balance at Beginning of Year	<u>507,415</u>	<u>507,415</u>	-
Fund Balance at End of Year	<u>\$ 507,415</u>	<u>\$ (29,279)</u>	<u>\$ (536,694)</u>

**UNAUDITED**  
 BEAUFORT COUNTY, SOUTH CAROLINA  
 COMBINING STATEMENT OF REVENUES, EXPENDITURES AND CHANGES IN FUND BALANCES  
 NONMAJOR SPECIAL REVENUE FUNDS - SOLID WASTE AND RECYCLING  
 For the Period Ending June 30, 2011

	Waste Management Recycling Grant		
	Budget	Actual	Variance Positive (Negative)
Revenues			
Miscellaneous	\$ 12,000	\$ 12,000	\$ -
Total Revenues	12,000	12,000	-
Expenditures			
Purchased Services	12,000	9,751	2,249
Total Expenditures	12,000	9,751	2,249
Excess of Revenues Over (Under) Expenditures	-	2,249	2,249
Fund Balance at Beginning of Year	12,000	12,000	-
Fund Balance at End of Year	\$ 12,000	\$ 14,249	\$ 2,249

**UNAUDITED**  
 BEAUFORT COUNTY, SOUTH CAROLINA  
 COMBINING STATEMENT OF REVENUES, EXPENDITURES AND CHANGES IN FUND BALANCES  
 NONMAJOR SPECIAL REVENUE FUNDS - SOLID WASTE AND RECYCLING  
 For the Period Ending June 30, 2011

	Total		Variance Positive (Negative)
	Budget	Actual	
Revenues			
Intergovernmental	\$ 482,638	\$ 232,137	\$ (250,501)
Miscellaneous	12,000	12,000	-
Total Revenues	<u>494,638</u>	<u>244,137</u>	<u>(250,501)</u>
Expenditures			
Personnel	37,873	36,281	1,592
Purchased Services	53,382	52,122	1,260
Supplies	40,878	32,173	8,705
Capital	875,356	663,659	211,697
Total Expenditures	<u>1,007,489</u>	<u>784,235</u>	<u>223,254</u>
Excess of Revenues Over (Under) Expenditures	(512,851)	(540,098)	(27,247)
Other Financing Sources (Uses)			
Transfers In	512,851	-	(512,851)
Total Other Financing Sources (Uses)	<u>512,851</u>	<u>-</u>	<u>(512,851)</u>
Net Change in Fund Balance	-	(540,098)	(540,098)
Fund Balance at Beginning of Year	<u>529,382</u>	<u>529,382</u>	<u>-</u>
Fund Balance at End of Year	<u>\$ 529,382</u>	<u>\$ (10,716)</u>	<u>\$ (540,098)</u>

Solid Waste and Recycling Division Monthly Update  
 June Fiscal Year 2011  
 Distributed to the Solid Waste and Recycling Board of Beaufort County

Solid Waste Overall County Convenience Center Tonnage

	June FY10	June FY11
Household & Bulky	1,939.85	2,014.30
Yard Waste	420.72	382.32
Construction & Demolition (C&D)	147.75	163.16
June TOTAL Convenience Center Tonnage	2,508.32	2,559.78
June % of All Residential Disposal from CC	42.18%	42.51%
Fiscal Year 11 TOTAL Convenience Center Tonnage	30,002.70	28,006.00
Fiscal Year 11 % of All Residential Disposal from CC	47.69%	44.93%

Solid Waste Overall County Residential Route Tonnage

	June FY10	June FY11
Household & Bulky	2,853.87	2,942.19
Yard Waste	510.46	386.50
Construction & Demolition (C&D)	74.20	133.75
TOTAL Residential Route Tonnage	3,438.53	3,462.44
% of All Residential Disposal from Residential Route	57.82%	57.49%
Fiscal Year 11 TOTAL Residential Route Tonnage	32,915.33	34,332.72
Fiscal Year 11 % of All Residential Disposal from RR	52.31%	55.07%

Overall Solid Waste Activity by Solid Waste District

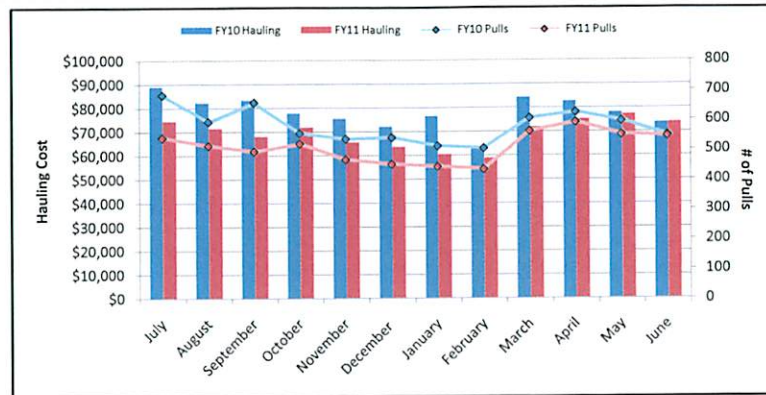
Solid Waste District	MSW & Bulky	Yard Waste	C&D	Total District Tonnage
District 1 City of Beaufort	386.96	163.23	15.15	565.34
District 2 Town of Port Royal	147.82	194.76	1.70	344.28
District 3 Town of Hilton Head	1,390.22	92.35	5.35	1,487.92
District 4 Town of Bluffton	506.42	80.50	104.44	691.36
District 5 Sheldon Township	175.22	22.44	0.00	197.66
District 6 Unincorporated Port Royal Island	492.32	72.82	21.17	586.31
District 7 Unincorporated Lady's Island	206.04	23.47	31.46	260.97
District 8 St. Helena & Islands East	562.13	97.31	111.27	770.71
District 9 Unincorporated Bluffton Township	1,082.78	21.94	6.37	1,111.09
Daufuskie	6.58	0.00	0.00	6.58
<b>MONTHLY OVERALL COUNTY TONNAGE</b>	<b>4,956.49</b>	<b>768.82</b>	<b>296.91</b>	<b>6,022.22</b>
<b>YTD OVERALL COUNTY TONNAGE</b>	<b>51,652.60</b>	<b>8,130.44</b>	<b>2,554.28</b>	<b>62,337.32</b>

Solid Waste and Recycling Division Monthly Update  
June Fiscal Year 2011  
Distributed to the Solid Waste and Recycling Board of Beaufort County

Solid Waste Hauling Costs

Month	FY10 Hauling	FY11 Hauling
July	\$88,988	\$74,597
August	\$82,267	\$71,381
September	\$83,326	\$68,031
October	\$77,858	\$71,756
November	\$75,562	\$65,528
December	\$72,028	\$63,596
January	\$76,461	\$60,428
February	\$63,700	\$58,775
March	\$84,314	\$71,798
April	\$82,597	\$75,074
May	\$77,948	\$77,195
June	\$73,794	\$73,889
<b>TOTAL</b>	<b>\$938,840</b>	<b>\$832,047</b>

Solid Waste Hauling Costs



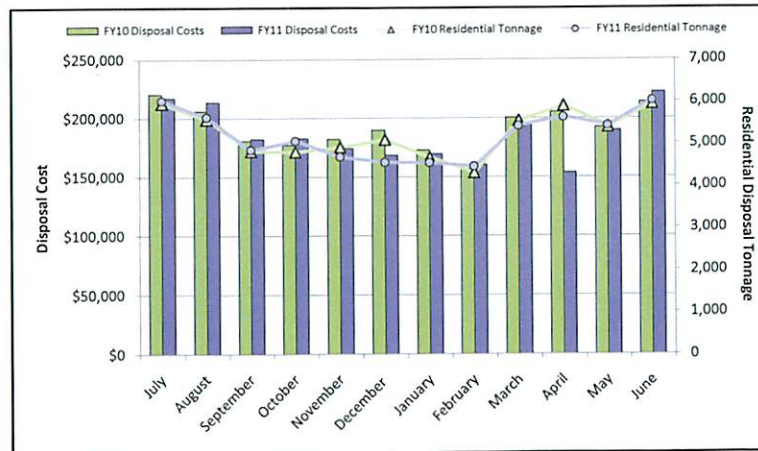
Number of Pulls

Month	FY10 Pulls	FY11 Pulls
July	684	541
August	594	514
September	658	494
October	555	520
November	536	467
December	541	452
January	513	444
February	505	435
March	606	562
April	626	592
May	597	551
June	549	546
<b>TOTAL</b>	<b>6,964</b>	<b>6,118</b>

Solid Waste Disposal Costs

Month	FY10 Disposal Costs	FY11 Disposal Costs
July	\$220,407	\$217,172
August	\$205,956	\$213,562
September	\$180,565	\$182,197
October	\$177,092	\$182,803
November	\$182,131	\$174,222
December	\$189,815	\$168,502
January	\$172,990	\$169,667
February	\$156,816	\$160,316
March	\$200,224	\$194,457
April	\$205,196	\$153,708
May	\$192,163	\$189,496
June	\$213,657	\$222,075
<b>TOTAL</b>	<b>\$2,297,012</b>	<b>\$2,228,176</b>

Solid Waste Disposal Cost



Total County Residential Tonnage Disposal

Month	FY10 Residential Tonnage	FY11 Residential Tonnage
July	5,955	6,018
August	5,574	5,620
September	4,816	4,840
October	4,798	5,058
November	4,915	4,681
December	5,088	4,548
January	4,666	4,539
February	4,310	4,450
March	5,545	5,416
April	5,902	5,626
May	5,403	5,424
June	5,947	6,022
<b>TOTAL</b>	<b>62,919</b>	<b>62,243</b>

Solid Waste Hauling and Disposal Budgets Status

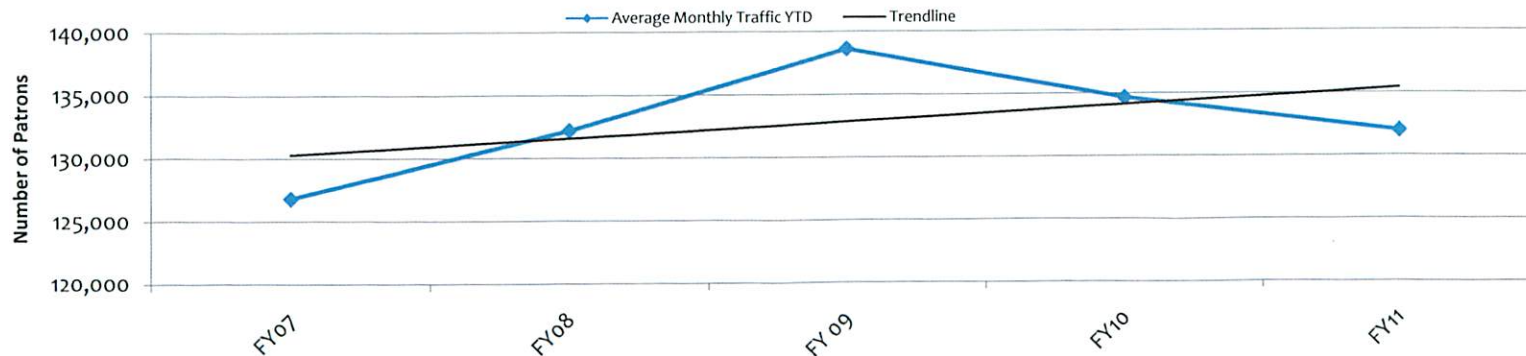
	FY10 Through June	FY11 Through June	FY10 % Expended	FY11 % Expended
Hauling Costs	\$938,840	\$832,047	89%	81%
Disposal Costs	\$2,297,012	\$2,228,176	77%	78%

Solid Waste and Recycling Division Monthly Update  
 June Fiscal Year 2011  
 Distributed to the Solid Waste and Recycling Board of Beaufort County

Monthly Convenience Center Total Traffic Information

	June FY 10	June FY 11
Hilton Head	29,289	32,326
Bluffton	31,721	36,210
Lobeco	7,459	8,239
Sheldon	1,523	1,487
Big Estate	1,220	1,169
Shanklin	12,056	12,070
Gate	14,334	13,588
St. Helena	25,180	30,258
Coffin Point	1,312	1,471
Cuffy	1,280	1,052
Pritchardville	11,360	9,810
Lady's Island		
<b>Total Traffic for ALL Convenience Centers</b>	<b>136,734</b>	<b>147,680</b>
<b>FY11 Total Traffic for ALL Convenience Centers</b>	<b>1,615,690</b>	<b>1,585,893</b>

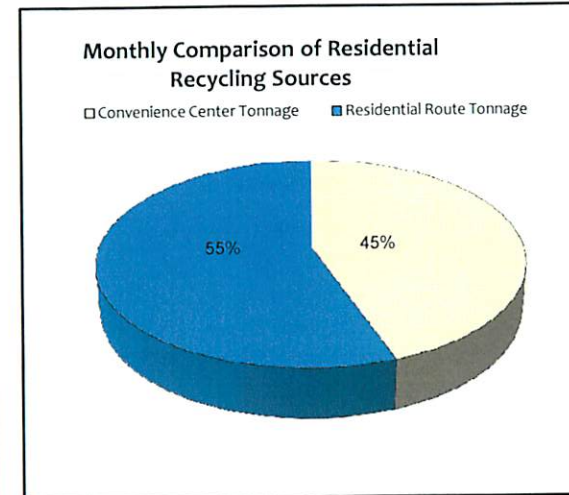
Average Monthly Traffic YTD by Fiscal Year



Solid Waste and Recycling Division Monthly Update  
June Fiscal Year 2011  
Distributed to the Solid Waste and Recycling Board of Beaufort County

Recycling Activity by Solid Waste District

Solid Waste District	Convenience Center Tonnage	Residential Route Tonnage	Overall County Tonnage by District	Commercial Tonnage
District 1 City of Beaufort		75.95	75.95	0.00
District 2 Town of Port Royal		0.00	0.00	0.00
District 3 Town of Hilton Head	104.26	118.93	223.19	24.85
District 4 Town of Bluffton	80.22	19.00	99.22	11.79
District 5 Sheldon Township	0.00	0.00	0.00	0.00
District 6 Unincorporated Port Royal Island	32.70	0.00	32.70	0.00
Solid Waste District 7 Unincorporated Lady's Island	0.00	0.00	0.00	0.00
Solid Waste District 8 St. Helena & Islands East	45.36	22.55	67.91	0.00
Solid Waste District 9 Unincorporated Bluffton Township	40.21	137.19	177.40	0.00
Daufuskie	0.00	2.09	2.09	0.00
<b>OVERALL COUNTY TONNAGE</b>	<b>302.75</b>	<b>375.71</b>	<b>678.46</b>	<b>36.64</b>
<b>COUNTY TONNAGE PLUS NEWSPAPER</b>	<b>61.79</b>	<b>0.00</b>	<b>740.25</b>	



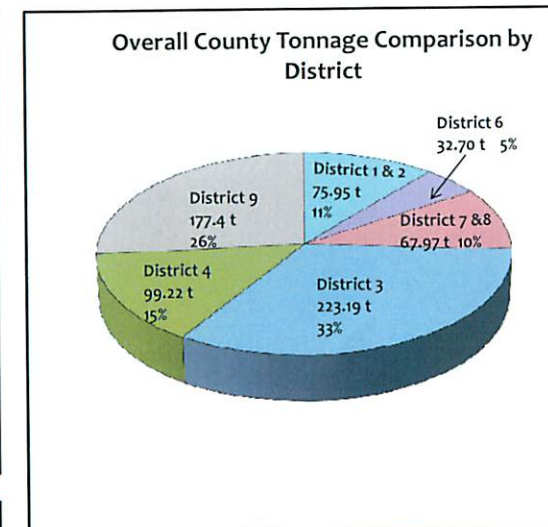
YTD Residential Recycling Tonnage

	Convenience Center Tonnage	Residential Route Tonnage	YTD Residential Tonnage
YTD Residential Tonnage	3,874.77	3,092.75	6,967.52
YTD Residential Tonnage + Newspaper			7,839.90

Fiscal Year Overall County Recycling Tonnage & Services Comparison

Month	FY 10 Recycling Tonnage	FY 11 Recycling Tonnage	FY 10 Recycling Services Cost	FY 11 Recycling Services Cost
July	523.11	606.24	\$37,755	\$21,321
August	560.40	612.70	\$30,236	\$19,450
September	586.71	621.04	\$29,183	\$27,998
October	569.56	586.96	\$32,600	\$29,044
November	590.49	647.34	\$24,651	\$24,536
December	684.70	702.36	\$25,283	\$25,496
January	641.56	618.16	\$23,656	\$22,634
February	510.45	591.84	\$24,746	\$27,574
March	617.75	691.03	\$23,416	\$14,381
April	659.36	770.39	\$29,889	\$22,162
May	651.54	651.59	\$31,788	\$30,136
June	653.07	740.25	\$35,534	\$14,320
<b>TOTAL</b>	<b>7,249</b>	<b>7,840</b>	<b>\$348,737</b>	<b>\$279,051</b>

Residential Tonnage + Newspaper Tonnage    NO Commercial Tonnage



Solid Waste Recycling Budget Status

	FY10 Through June	FY11 Through June	FY10 % Expended YTD	FY11 % Expended YTD
Recycling Services	\$348,737	\$279,051	93%	70%



Solid Waste and Recycling Division Monthly Update

Fiscal Year 2011

Distributed to the Solid Waste and Recycling Board of Beaufort County

Fiscal Year 11 Recycling Revenue

Month/Year	Charleston Steel	SP Recycling	Santee Cooper	Interstate Batteries
Jul-10		\$4,503	\$1,080	\$119
Aug-10	\$67,227	\$4,091	\$1,152	\$98
Sep-10		\$4,594	\$585	\$148
Oct-10		\$5,078	\$1,866	\$140
Nov-10	\$60,693	\$5,176	\$1,142	\$140
Dec-10		\$7,163	\$2,198	\$182
Jan-11		\$6,724	\$2,390	\$94
Feb-11	\$77,520	\$8,772	\$2,279	\$210
Mar-11		\$6,395	\$2,552	\$190
Apr-11		\$9,893	\$1,705	\$185
May-11	\$71,575	\$6,480		\$265
Jun-11		\$6,488	\$3,902	\$203
Sub Totals	\$277,016	\$75,360	\$20,851	\$1,974
GRAND TOTAL TO DATE				\$375,199

Fiscal Year 11 MRF Credit

Month/Year	Waste Management (MRF) *credit towards processing costs
Jul-10	\$20,871
Aug-10	\$20,247
Sep-10	\$10,725
Oct-10	\$10,983
Nov-10	\$15,498
Dec-10	\$18,267
Jan-11	\$17,501
Feb-11	\$10,447
Mar-11	\$27,072
Apr-11	\$18,647
May-11	\$8,680
Jun-11	\$26,802
Total	\$205,740

Recycling Activity by Solid Waste District										
Fiscal Year 11	DISTRICT 1 & 2	DISTRICT 3			DISTRICT 4			DISTRICT 5		
	Residential Route Recycling Tonnage	Convenience Center Recycling Tonnage	Residential Route Recycling Tonnage	Residential Total Tonnage (CC + RR)	Convenience Center Recycling Tonnage	Residential Route Recycling Tonnage	Residential Total Tonnage (CC + RR)	Convenience Center Recycling Tonnage	Residential Route Recycling Tonnage	Residential Total Tonnage (CC + RR)
Recycling										
Jul-10	59.74	124.76	46.98	171.74	80.20	41.21	121.41	0.00	1.60	1.60
Aug-10	77.79	110.85	50.28	161.13	95.61	47.32	142.93	0.00	0.00	0.00
Sep-10	59.48	107.10	61.93	169.03	80.31	46.43	126.74	0.00	1.09	1.09
Oct-10	43.05	114.40	39.69	154.09	82.58	13.12	95.70	0.00	0.00	0.00
Nov-10	67.80	120.52	40.52	161.04	93.04	17.40	110.44	0.00	1.43	1.43
Dec-10	58.81	130.38	45.65	176.03	97.18	10.40	107.58	0.00	2.86	2.86
Jan-11	56.51	123.76	38.11	161.87	97.21	13.32	110.53	0.00	2.23	2.23
Feb-11	60.06	113.80	33.93	147.73	79.36	12.80	92.16	0.00	1.88	1.88
Mar-11	77.84	117.22	54.41	171.63	94.50	17.39	111.89	0.00	3.12	3.12
Apr-11	67.16	124.34	130.00	254.34	90.34	30.34	120.68	0.00	0.00	0.00
May-11	67.24	107.51	85.08	192.59	82.49	11.84	94.33	0.00	2.13	2.13
Jun-11	75.95	104.26	118.93	223.19	80.22	19.00	99.22	0.00	0.00	0.00
Fiscal Year 11 Total	771.43	1,398.90	745.51	2,144.41	1,053.04	280.57	1,333.61	0.00	16.34	16.34

Fiscal Year 11	DISTRICT 6			DISTRICT 7	DISTRICT 8			DISTRICT 9			DAUFUSKIE (9A)
	Convenience Center Recycling Tonnage	Residential Route Recycling Tonnage	Residential Total Tonnage (CC + RR)	Residential Route Recycling Tonnage	Convenience Center Recycling Tonnage	Residential Route Recycling Tonnage	Residential Total Tonnage (CC + RR)	Convenience Center Recycling Tonnage	Residential Route Recycling Tonnage	Residential Total Tonnage (CC + RR)	Residential Route Recycling Tonnage
Recycling											
Jul-10	40.45	0.00	40.45	0.77	59.52	0.00	59.52	29.19	60.30	89.49	0.00
Aug-10	27.99	0.00	27.99	0.52	59.60	1.04	60.64	27.28	53.90	81.18	0.00
Sep-10	29.14	0.00	29.14	1.00	46.93	0.00	46.93	28.35	82.71	111.06	0.00
Oct-10	31.42	0.00	31.42	1.10	55.26	0.00	55.26	29.00	102.24	131.24	0.00
Nov-10	30.99	0.00	30.99	0.21	52.01	0.00	52.01	28.93	112.37	141.30	0.00
Dec-10	41.02	0.00	41.02	0.37	65.09	0.00	65.09	30.42	133.00	163.42	0.46
Jan-11	25.39	0.00	25.39	0.62	59.02	0.00	59.02	30.72	99.58	130.30	0.00
Feb-11	27.42	0.00	27.42	0.00	48.27	0.00	48.27	27.42	103.37	130.79	0.00
Mar-11	39.90	0.00	39.90	0.57	64.21	0.00	64.21	27.46	137.61	165.07	0.00
Apr-11	25.46	0.00	25.46	0.00	60.99	0.00	60.99	35.05	112.41	147.46	0.00
May-11	29.69	0.00	29.69	1.26	64.04	0.00	64.04	26.93	111.66	138.59	0.00
Jun-11	32.70	0.00	32.70	0.00	45.36	22.55	67.91	40.21	137.19	177.40	2.09
Fiscal Year 11 Total	381.57	0.00	381.57	6.42	680.30	23.59	703.89	360.96	1,246.34	1,607.30	2.55
Fiscal Year 11 YTD Total for ALL Solid Waste Districts * Does not include Newspaper *											6,967.52

t = tons

# JUNE FISCAL YEAR 11 SW&R BY DISTRICT

- ★ Land Fills
  - Citizen Convenience Centers
  - ▲ Un-manned Citizen Convenience Center
- Solid Waste Districts**
- 1 City of Beaufort
  - 2 Town of Port Royal
  - 3 Hilton Head Island
  - 4 Town of Bluffton
  - 5 Sheldon Township
  - 6 Unincorporated Port Royal Island
  - 7 Unincorporated Lady's Island
  - 8 St Helena Island & Islands East
  - 9 Unincorporated Bluffton Township

**Solid Waste District 5**  
 MSW & Bulky = 175.22 t  
 Yard Waste = 22.44 t  
 C&D = 0.00 t  
 Recycling = 0.00 t

**Solid Waste District 1**  
 MSW & Bulky = 386.96 t  
 Yard Waste = 163.23 t  
 C&D = 15.15 t  
 \*Recycling = 75.95 t  
 \*Combined SW Districts 1 & 2

**Solid Waste District 7**  
 MSW & Bulky = 206.04 t  
 Yard Waste = 23.47 t  
 C&D = 31.46 t  
 Recycling = 0.00 t

**Solid Waste District 6**  
 MSW & Bulky = 492.32 t  
 Yard Waste = 72.82 t  
 C&D = 21.17 t  
 Recycling = 32.70 t

**Solid Waste District 8**  
 MSW & Bulky = 562.13 t  
 Yard Waste = 97.31 t  
 C&D = 111.27 t  
 Recycling = 67.91 t

**Solid Waste District 9**  
 MSW & Bulky = 1,082.78 t  
 Yard Waste = 21.94 t  
 C&D = 6.37 t  
 \*Recycling Total= 177.40 t  
 \*See SW District 4 Overlap btwn Districts

**Solid Waste District 2**  
 MSW & Bulky = 147.82 t  
 Yard Waste = 194.76 t  
 C&D = 1.70 t  
 Recycling = \*See SW District 1

**Solid Waste District 4**  
 MSW & Bulky = 506.42 t  
 Yard Waste = 80.50 t  
 C&D = 104.44 t  
 \*Recycling = 99.22 t  
 \* See SW District 9  
 Overlap btwn Districts

**Solid Waste District 3**  
 MSW & Bulky = 1,390.22 t  
 Yard Waste = 92.35 t  
 C&D = 5.35 t  
 Recycling = 223.19 t

**Daufuskie**  
 MSW & Bulky = 17.44 t  
 Recycling = 0.00 t

Oakwood Landfill  
 ★ Green Space Incinerator

Hickory Hill Landfill  
 ★ Material Recycling Facility

*Beaufort County  
 Solid Waste Districts*

Prepared by  
 Beaufort County  
 GIS Division  
 Printed July 20, 2009