



**Beaufort County
Solid Waste and Recycling Board
Meeting Agenda May 26, 2011**



**Location: Beaufort Industrial Village, BIV 2,
Beaufort, SC 29906
2:00 P.M.**

- **Call to Order:** Mr. Dietz
 - Approve meeting Agenda
 - Approval of the Minutes from previous meeting:
[April 28, 2011](#)
- **Introductions**
- **Public Comment**
- **Reports:**
 - Financial Statement – (Next Finance presentation due July 1) ([backup](#))
 - Solid Waste & Recycling Division Monthly Reports; April 2011
([backup](#))
 - Litter Officers' Report
 - Recycling Coordinators' Report
 - 2good2waste.org Report
- **Unfinished Business:**
 - Daufuskie Island Convenience Center Design/Build – no update
 - Transfer Station Fatal Flaw Analysis-Site Analysis – update
 - Tire/Baler Building Design/Build Project – Updated Photos
 - Scrap Metal & White Goods RFP-Update
 - Hauling RFP
 - Board Recommendation to County Council to reduce Convenience Center Operating Hours-No update
- **New Business:**
 - Solid Waste Management Plan Workshop
 - Hand out materials – Affirm attendance
- **Public Comment**
- **Next Meeting**
- **Adjournment**

Beaufort County Solid Waste and Recycling Board Meeting
Thursday, April 28, 2011, 2:00 pm
BIV – 2 Conference Room

Attendees:

Earl Dietz, Chairman & District 8 Representative
Gordon Bowers, V, Chairman & District 7 Representative
Leroy Norris, District 5 Representative
David R. Uehling, District 6, Representative
Rob McFee, Director of E&I
Eddie Bellamy, Public Works Director
James Minor, Solid Waste Manager
Beth Lewis, Information Coord/Analyst
Carol Murphy, Recycling Coordinator
Guests
Tom Soder, SP Recycling

Absentees:

George Potts, District 9 Representative
Alice Darian, District 3 Representative (Ex-Officio)
Tammy Malone, District 4 Representative (Ex-Officio)
Gary Dukes, MCAS Liaison
Brad Woods, MCRD Liaison
Leland McCormack, DHEC Liaison
Isaiah Smalls, District 1 Representative (Ex-Officio)
Van Wilis, District 2 Representative (Ex-Officio)
Billie Lindsay, Planning
John Miller, Supt. Solid Waste & Recycling
Sgt Carl Barr / Cpl. Richard Black, Litter Officer
County Council:
Paul Summerville, District 7 Representative County Council

- **Call to Order:** Chairman Dietz called the meeting to order at 2:03 pm.
- **Agenda:** Mr. Bowers motioned, Mr. Uehling seconded; all approved Mr. “Dietz’s request to change the agenda to accommodate an executive session after the 2nd public comment.
- **Minutes:** Mr. Norris motioned, Mr. Mr. Bowers seconded; all approved the February 24, 2011 minutes as written.
- **Introductions:** All present were introduced
- **Public Comment:** Mr. Dietz called for public comment. There being none, the meeting continued.
- **Monthly Reports**
 - **Finance Report:** Mr. Minor reminded that Board that they had been emailed the Finance Report and that Ms Holland would report in person quarterly
 - Mr. Minor noted that we are below budget. Mr. Dietz reviewed the report and said that we could easily end up one million below budget.
 - Disposal being down because of the economy has helped lower expenses and Mr. Dietz noted that we have to be cognizant of that in the 2012 budget.
 - **SW&R Monthly Reports:**
 - Mr. Minor reviewed the monthly reports for March 2011
 - He noted that commodity markets remain strong
 - Hauling costs were down because of reduced disposal and additional compactors. We are only 59% at ¾’s of the FY2011.
 - Total Convenience Center traffic will reflect some variance from the data collected by the attendants using clicker vs. the electronic counter. Traffic was up 4,000 in March.
 - The new Hilton Head program has collected 54 tons of single stream for their first collection efforts.
 - Recycling includes 290.94 tons curbside, 343.23 tons from centers, 10.77tons from

Commercial and 56.80 in news print totaling 691.03 residential tons for the month. Year to date residential was 5677.67 tons.

- Mr. Bellamy noted that it almost costs ZERO to recycle, a huge accomplishment from the beginning of collections years ago. Recycling is at 53% of the budget to date.
- Recycling includes: \$151,600 in Credits from our contract with Waste Management, \$271,949 in revenue from scrap metal, newspaper, oil, etc.

- **Litter Officers' Reports**

- Ms. Murphy presented The Litter Officers report containing the latest illegal dump of the month on residential property adjacent to the marsh. Tickets were issued in this case.
- 10 Nonferrous metal permits were issued during March to persons transporting nonferrous metals weighing more than 25lbs in a vehicle not ordinarily used for transport of metal. (SC Law Section 16-17-685)

- **Coordinators' Report**

- The public was reminded about the Hazardous Waste and Medication collection to be held May 7, 9-3, at the Shanklin Public Works Site.
 - The flyer for management of prescription medications was presented.
 - Earth Month Activities were reviewed and comments made about ReRun's success in the community with all ages.
 - A 2011 KAB Cigarette Grant was received for a second project area at Hunting Island State Park near the campground.
- County Office Recycling program -
 - Average Weekly collection @ 1000lbs
 - Special hardback book recycling 8,000 lbs, to date
 - Locations Completed to Date (52), Locations Remaining ~35

- **2Good2Waste.org**

- Ms Lewis noted that a new 2Good2Waste game was used at all April Education Events. 2Good 2Waste Business Cards were handed out at these events as well.
- 2good2waste. Cards were handed out to participants at the Haz Mat Event.

- **Unfinished Business**

- **Daufuskie Island Convenience Center**
 - No change or action on this project.
- **Transfer Station Fata; Flaw Analysis-Site Analysis**
 - There will be a 5/3 meeting with administration about this project.
- **Tire/Baler Building**
 - Mr. Bellamy presented the good news that the building continues to progress. The baler was set up and works well. Photos of the two bales that have been processed successfully! The goal is to bale and broker all the office material collected in our system.
- **Scrap Metal and White Goods RFP Process**
 - Mr. Minor noted that the evaluation committee met, including Mr. Potts and interviewed the top two candidates.
 - A recommendation will be going forward to the Public Facilities Committee of

County Council.

- **Convenience Center Operating Hours Reduction**
 - No Update
- **New Business**
 - **Election of Officers**
 - The Election of Officers was held:
 - Mr Bowers nominated/Mr. Uehling seconded/ all approved to reelect Mr. Dietz as Chairperson.
 - Mr Bowers nominated/Mr. Norris seconded/all approved to elect Mr. Uehling as vice chairperson.
 - **Set Date for Review of the Solid Waste Management Plan for Beaufort County-**
 - The regular board meeting for June will be changed to June 30, 2011 – 2:00 at the Public Works Conference Room
 - The workshop will include a tour of the new Baler building
 - We will publicize this change on the web and all venues.
 - **Hauling RFP**
 - Three firm submitted bids for this RFP: Waste Management, Waste Pro and Republic. An evaluation committee will be formed.
 - **2012 Budget Proposal**
 - Mr. Minor presented the proposed budget for FY2012.
 - There are no new positions in the budget and line items are basically the same as 2011. Solid waste disposal will be down from the discontinuing of the USMC military billing process.
 - There will be an increase in the budget for fuel and replacement of 1 vehicle
 - \$60,000 is included for the purchase of compactors.
 - Mr. Bellamy mentioned that this budget had been submitted to administration and was part of a 5 year budget.
 - Mr. Dietz noted that the SW&R board is charged with the approval/support of the budget.
 - Mr. Bowers motioned, Mr. Uehling seconded and all agreed with the budget as presented totaling \$5,543,333
- **Public Comment:** Mr. Dietz called for the final public comment.
 - Tom Soder, SP Recycling, offered comment mentioning the valuable partnership enjoyed by the County and SP recycling. He offered assistance training our staff to bale paper.
- **EXECUTIVE SESSION**
 - Mr. Minor explained the procedure for going into Executive Session.
 - The Board exited the Executive session and the regular meeting reconvened at 3:22.
- **The Meeting ended** at 3:25 pm. The next meeting will be held June 30, 2011, 2:00 pm in the Public Works conference room.

Cc: Mr. Gary T. Kubic, County Administrator
Miss Suzanne Rainey, Clerk to Council
J. Robert McFee, PE, Division Director, Engineering and Infrastructure

Eddie Bellamy, PW Director

UNAUDITED
BEAUFORT COUNTY, SOUTH CAROLINA
SCHEDULE OF REVENUES AND EXPENDITURES - BUDGET (GAAP BASIS) AND ACTUAL
SOLID WASTE AND RECYCLING
For the Period Ending April 30, 2011

	Budget	Actual	Variance Positive (Negative)	Percent of Budget
Revenues				
Sale of Recyclables	\$ 285,105	\$ 272,500	\$ (12,605)	96%
Waste Disposal Fees	7,000	7,000	-	100%
Total Revenues	<u>292,105</u>	<u>279,500</u>	<u>(12,605)</u>	<u>96%</u>
Expenditures				
Solid Waste / Recycling Administration				
Personnel	621,009	514,100	106,909	83%
Purchased Services	3,777,216	2,502,516	1,274,700	66%
Supplies	80,233	69,253	10,980	86%
Capital	52,208	51,208	1,000	98%
	<u>4,530,666</u>	<u>3,137,077</u>	<u>1,393,589</u>	<u>69%</u>
Solid Waste / Recycling Hilton Head				
Personnel	96,055	80,176	15,879	83%
Purchased Services	6,682	6,460	222	97%
Supplies	3,100	2,393	707	77%
Capital	2,000	1,791	209	90%
	<u>107,837</u>	<u>90,820</u>	<u>17,017</u>	<u>84%</u>
Solid Waste / Recycling Bluffton				
Personnel	129,774	106,980	22,794	82%
Purchased Services	7,748	6,860	888	89%
Supplies	3,470	2,347	1,123	68%
Capital	7,400	5,914	1,486	80%
	<u>148,392</u>	<u>122,101</u>	<u>26,291</u>	<u>82%</u>
Solid Waste / Recycling Unincorporated Port Royal				
Personnel	154,349	127,995	26,354	83%
Purchased Services	6,200	4,871	1,329	79%
Supplies	4,600	3,260	1,340	71%
Capital	2,400	2,400	-	100%
	<u>167,549</u>	<u>138,526</u>	<u>29,023</u>	<u>83%</u>
Solid Waste / Recycling Daufuskie				
Purchased Services	204	203	1	100%
	<u>204</u>	<u>203</u>	<u>1</u>	<u>100%</u>
Solid Waste / Recycling St. Helena				
Personnel	121,154	100,979	20,175	83%
Purchased Services	8,500	6,670	1,830	78%
Supplies	5,450	3,713	1,737	68%
Capital	2,700	2,700	-	100%
	<u>137,804</u>	<u>114,062</u>	<u>23,742</u>	<u>83%</u>
Solid Waste / Recycling Sheldon				
Personnel	89,969	75,147	14,822	84%
Purchased Services	7,500	5,131	2,369	68%
Supplies	4,400	2,569	1,831	58%
Capital	30,500	9,682	20,818	32%
	<u>132,369</u>	<u>92,529</u>	<u>39,840</u>	<u>70%</u>
Total Expenditures	<u>5,224,821</u>	<u>3,695,318</u>	<u>1,529,503</u>	<u>71%</u>
Net Expenditures	<u>\$ (4,932,716)</u>	<u>\$ (3,415,818)</u>	<u>\$ (1,516,898)</u>	<u>69%</u>

UNAUDITED
 BEAUFORT COUNTY, SOUTH CAROLINA
 COMBINING BALANCE SHEET
 NONMAJOR SPECIAL REVENUE FUNDS - SOLID WASTE AND RECYCLING
 April 30, 2011

	Oil Collection Grant	Solid Waste/ Recycling Grant	Energy Grant	Tire Recycling Grant	Waste Management Recycling Grant	Total
ASSETS						
Equity in Pooled Cash and Investments	\$ 836	\$ 6,064	\$ -	\$ 70,519	\$ 19,767	\$ 97,186
Receivables, Net	<u>2,348</u>	<u>1,500</u>	<u>44,973</u>	<u>15,570</u>	<u>-</u>	<u>64,391</u>
Total Assets	<u>3,184</u>	<u>7,564</u>	<u>44,973</u>	<u>86,089</u>	<u>19,767</u>	<u>161,577</u>
LIABILITIES AND FUND EQUITY						
Liabilities						
Accounts Payable	\$ 2,341	\$ -	\$ 44,277	\$ 1,317	\$ 5,518	\$ 53,453
Accrued Payroll	<u>-</u>	<u>-</u>	<u>696</u>	<u>-</u>	<u>-</u>	<u>696</u>
Total Liabilities	<u>2,341</u>	<u>-</u>	<u>44,973</u>	<u>1,317</u>	<u>5,518</u>	<u>54,149</u>
FUND BALANCE						
Reserved for Encumbrances	-	-	258,437	91,536	-	349,973
Reserved for Special Revenue Funds	<u>843</u>	<u>7,564</u>	<u>(258,437)</u>	<u>(6,764)</u>	<u>14,249</u>	<u>(242,545)</u>
	<u>843</u>	<u>7,564</u>	<u>-</u>	<u>84,772</u>	<u>14,249</u>	<u>107,428</u>
Total Liabilities and Fund Balance	<u>\$ 3,184</u>	<u>\$ 7,564</u>	<u>\$ 44,973</u>	<u>\$ 86,089</u>	<u>\$ 19,767</u>	<u>\$ 161,577</u>

UNAUDITED
BEAUFORT COUNTY, SOUTH CAROLINA
COMBINING STATEMENT OF REVENUES, EXPENDITURES AND CHANGES IN FUND BALANCES
NONMAJOR SPECIAL REVENUE FUNDS - SOLID WASTE AND RECYCLING
For the Period Ending April 30, 2011

	Oil Collection Grant		
	Budget	Actual	Variance Positive (Negative)
Revenues			
Intergovernmental	\$ 6,000	\$ 3,728	\$ (2,272)
Total Revenues	<u>6,000</u>	<u>3,728</u>	<u>(2,272)</u>
Expenditures			
Purchased Services	5,050	3,575	1,475
Supplies	<u>1,724</u>	<u>1,723</u>	<u>1</u>
Total Expenditures	<u>6,774</u>	<u>5,298</u>	<u>1,476</u>
Excess of Revenues Over (Under) Expenditures	(774)	(1,570)	(796)
Fund Balance at Beginning of Year	<u>2,413</u>	<u>2,413</u>	<u>-</u>
Fund Balance at End of Year	<u>\$ 1,639</u>	<u>\$ 843</u>	<u>\$ (796)</u>

UNAUDITED
BEAUFORT COUNTY, SOUTH CAROLINA
COMBINING STATEMENT OF REVENUES, EXPENDITURES AND CHANGES IN FUND BALANCES
NONMAJOR SPECIAL REVENUE FUNDS - SOLID WASTE AND RECYCLING
For the Period Ending April 30, 2011

	Solid Waste/ Recycling Grant		
	Budget	Actual	Variance Positive (Negative)
Revenues			
Intergovernmental	\$ -	\$ 12,405	\$ 12,405
Total Revenues	-	12,405	12,405
Expenditures			
Supplies	-	12,395	(12,395)
Capital	5,500	-	5,500
Total Expenditures	5,500	12,395	(6,895)
Excess of Revenues Over (Under) Expenditures	(5,500)	10	5,510
Other Financing Sources (Uses)			
Transfers In	5,500	-	(5,500)
Total Other Financing Sources (Uses)	5,500	-	(5,500)
Net Change in Fund Balance	-	10	10
Fund Balance at Beginning of Year	7,554	7,554	-
Fund Balance at End of Year	\$ 7,554	\$ 7,564	\$ 10

UNAUDITED
 BEAUFORT COUNTY, SOUTH CAROLINA
 COMBINING STATEMENT OF REVENUES, EXPENDITURES AND CHANGES IN FUND BALANCES
 NONMAJOR SPECIAL REVENUE FUNDS - SOLID WASTE AND RECYCLING
 For the Period Ending April 30, 2011

	Energy Grant		Variance Positive (Negative)
	Budget	Actual	
Revenues			
Intergovernmental	\$ 405,733	\$ 130,879	\$ (274,854)
Total Revenues	<u>405,733</u>	<u>130,879</u>	<u>(274,854)</u>
Expenditures			
Personnel	37,873	31,403	6,470
Purchased Services	700	97	603
Supplies	14,749	8,885	5,864
Capital	<u>352,411</u>	<u>90,494</u>	<u>261,917</u>
Total Expenditures	<u>405,733</u>	<u>130,879</u>	<u>274,854</u>
Excess of Revenues Over (Under) Expenditures	-	-	-
Fund Balance at Beginning of Year	-	-	-
Fund Balance at End of Year	\$ -	\$ -	\$ -

UNAUDITED
BEAUFORT COUNTY, SOUTH CAROLINA
COMBINING STATEMENT OF REVENUES, EXPENDITURES AND CHANGES IN FUND BALANCES
NONMAJOR SPECIAL REVENUE FUNDS - SOLID WASTE AND RECYCLING
For the Period Ending April 30, 2011

	Tire Recycling Grant		
	Budget	Actual	Variance Positive (Negative)
Revenues			
Intergovernmental	\$ 60,000	\$ 44,133	\$ (15,867)
Total Revenues	<u>60,000</u>	<u>44,133</u>	<u>(15,867)</u>
Expenditures			
Purchased Services	35,632	28,570	7,062
Supplies	8,000	7,446	554
Capital	<u>522,945</u>	<u>430,760</u>	<u>92,185</u>
Total Expenditures	<u>566,577</u>	<u>466,776</u>	<u>99,801</u>
Excess of Revenues Over (Under) Expenditures	(506,577)	(422,643)	83,934
Other Financing Sources (Uses)			
Transfers In	<u>506,577</u>	-	<u>(506,577)</u>
Total Other Financing Sources (Uses)	<u>506,577</u>	-	<u>(506,577)</u>
Net Change in Fund Balance	-	(422,643)	(422,643)
Fund Balance at Beginning of Year	<u>507,415</u>	<u>507,415</u>	-
Fund Balance at End of Year	<u>\$ 507,415</u>	<u>\$ 84,772</u>	<u>\$ (422,643)</u>

UNAUDITED
 BEAUFORT COUNTY, SOUTH CAROLINA
 COMBINING STATEMENT OF REVENUES, EXPENDITURES AND CHANGES IN FUND BALANCES
 NONMAJOR SPECIAL REVENUE FUNDS - SOLID WASTE AND RECYCLING
 For the Period Ending April 30, 2011

	<u>Waste Management Recycling Grant</u>		
	<u>Budget</u>	<u>Actual</u>	Variance Positive (Negative)
Revenues			
Miscellaneous	\$ 12,000	\$ 12,000	\$ -
Total Revenues	<u>12,000</u>	<u>12,000</u>	<u>-</u>
Expenditures			
Purchased Services	<u>12,000</u>	<u>9,751</u>	<u>2,249</u>
Total Expenditures	<u>12,000</u>	<u>9,751</u>	<u>2,249</u>
Excess of Revenues Over (Under) Expenditures	-	2,249	2,249
Fund Balance at Beginning of Year	<u>12,000</u>	<u>12,000</u>	<u>-</u>
Fund Balance at End of Year	<u>\$ 12,000</u>	<u>\$ 14,249</u>	<u>\$ 2,249</u>

UNAUDITED
BEAUFORT COUNTY, SOUTH CAROLINA
COMBINING STATEMENT OF REVENUES, EXPENDITURES AND CHANGES IN FUND BALANCES
NONMAJOR SPECIAL REVENUE FUNDS - SOLID WASTE AND RECYCLING
For the Period Ending April 30, 2011

	Total		Variance Positive (Negative)
	Budget	Actual	
Revenues			
Intergovernmental	\$ 471,733	\$ 191,145	\$ (280,588)
Miscellaneous	12,000	12,000	-
Total Revenues	<u>483,733</u>	<u>203,145</u>	<u>(280,588)</u>
Expenditures			
Personnel	37,873	31,403	6,470
Purchased Services	53,382	41,992	11,390
Supplies	24,473	30,450	(5,977)
Capital	880,856	521,254	359,602
Total Expenditures	<u>996,584</u>	<u>625,099</u>	<u>371,485</u>
Excess of Revenues Over (Under) Expenditures	(512,851)	(421,954)	90,897
Other Financing Sources (Uses)			
Transfers In	512,077	-	(512,077)
Total Other Financing Sources (Uses)	<u>512,077</u>	<u>-</u>	<u>(512,077)</u>
Net Change in Fund Balance	(774)	(421,954)	(421,180)
Fund Balance at Beginning of Year	<u>529,382</u>	<u>529,382</u>	<u>-</u>
Fund Balance at End of Year	<u>\$ 528,608</u>	<u>\$ 107,428</u>	<u>\$ (421,180)</u>

Solid Waste and Recycling Division Monthly Update
 April Fiscal Year 2011
 Distributed to the Solid Waste and Recycling Board of Beaufort County

Solid Waste Overall County Convenience Center Tonnage

	April FY10	April FY11
Household & Bulky	1,919.73	1,839.18
Yard Waste	658.87	522.40
Construction & Demolition (C&D)	159.06	178.23
TOTAL Convenience Center Tonnage	2,737.66	2,539.81
% of All Residential Disposal from CC	46.38%	45.15%

Solid Waste Overall County Residential Route Tonnage

	April FY10	April FY11
Household & Bulky	2,470.39	2,473.10
Yard Waste	629.81	558.87
Construction & Demolition (C&D)	64.59	53.84
TOTAL Residential Route Tonnage	3,164.79	3,085.81
% of All Residential Disposal from Residential Route	53.62%	54.85%

Overall Solid Waste Activity by Solid Waste District

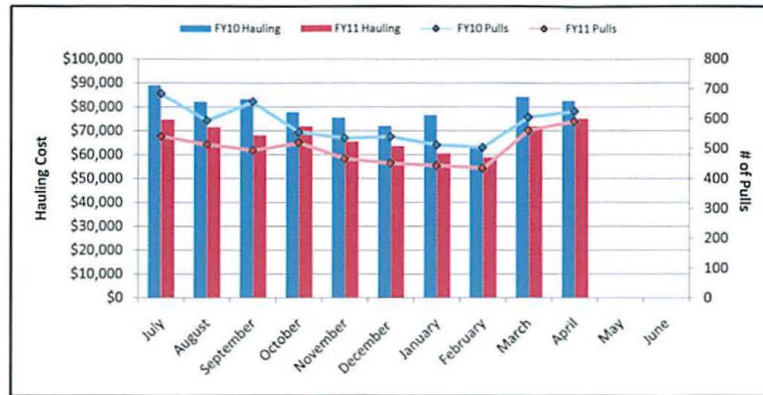
Solid Waste District	MSW & Bulky	Yard Waste	C&D	Total District Tonnage
District 1 City of Beaufort	394.99	302.35	7.14	704.48
District 2 Town of Port Royal	119.98	196.01	2.70	318.69
District 3 Town of Hilton Head	1,176.71	112.50	7.10	1,296.31
District 4 Town of Bluffton	418.78	136.50	101.08	656.36
District 5 Sheldon Township	173.03	8.91	1.39	183.33
District 6 Unincorporated Port Royal Island	462.47	103.30	16.56	582.33
District 7 Unincorporated Lady's Island	160.58	36.99	16.10	213.67
District 8 St. Helena & Islands East	509.79	155.90	76.19	741.88
District 9 Unincorporated Bluffton Township	891.63	28.81	3.81	924.25
Daufuskie	4.32	0.00	0.00	4.32
MONTHLY OVERALL COUNTY TONNAGE	4,312.28	1,081.27	232.07	5,625.62
YTD OVERALL COUNTY TONNAGE	42,265.16	6,472.64	2,058.12	50,795.92

Solid Waste and Recycling Division Monthly Update
 April Fiscal Year 2011
 Distributed to the Solid Waste and Recycling Board of Beaufort County

Solid Waste Hauling Costs

Month	FY10 Hauling	FY11 Hauling
July	\$88,988	\$74,597
August	\$82,267	\$71,381
September	\$83,326	\$68,031
October	\$77,858	\$71,756
November	\$75,562	\$65,528
December	\$72,028	\$63,596
January	\$76,461	\$60,428
February	\$63,700	\$58,775
March	\$84,314	\$71,798
April	\$82,597	\$75,074
May		
June		
TOTAL	\$787,099	\$680,964

Solid Waste Hauling Costs



Number of Pulls

Month	FY10 Pulls	FY11 Pulls
July	684	541
August	594	514
September	658	494
October	555	520
November	536	467
December	541	452
January	513	444
February	505	435
March	606	562
April	626	592
May		
June		
TOTAL	5,818	5,021

Solid Waste Disposal Costs

Month	FY10 Disposal Costs	FY11 Disposal Costs
July	\$220,407	\$217,172
August	\$205,956	\$213,562
September	\$180,565	\$182,197
October	\$177,092	\$182,803
November	\$182,131	\$174,222
December	\$189,815	\$168,502
January	\$172,990	\$169,667
February	\$156,816	\$160,316
March	\$200,224	\$194,457
April	\$205,196	\$153,708
May		
June		
TOTAL	\$1,891,192	\$1,816,605

Solid Waste Disposal Cost



Total County Residential Tonnage Disposal

Month	FY10 Residential Tonnage	FY11 Residential Tonnage
July	5,955	6,018
August	5,574	5,620
September	4,816	4,840
October	4,798	5,058
November	4,915	4,681
December	5,088	4,548
January	4,666	4,539
February	4,310	4,450
March	5,545	5,416
April	5,902	5,626
May		
June		
TOTAL	51,569	50,796

Solid Waste Hauling and Disposal Budgets Status

	FY10 Through April	FY11 Through April	FY10 % Expended	FY11 % Expended
Hauling Costs	\$787,099	\$680,964	75%	66%
Disposal Costs	\$1,891,192	\$1,816,605	63%	64%

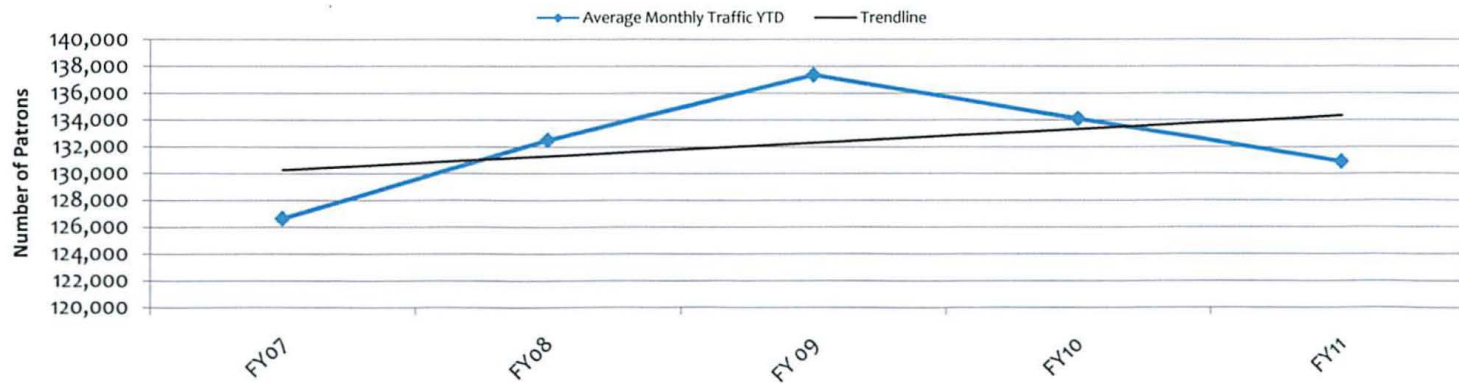
Solid Waste and Recycling Division Monthly Update
 April Fiscal Year 2011
 Distributed to the Solid Waste and Recycling Board of Beaufort County

Monthly Convenience Center Total Traffic Information

	April FY 10	April FY 11
Hilton Head	30,894	23,223
Bluffton	29,177	26,034
Lobeco	7,948	8,055
Sheldon	1,456	1,461
Big Estate	1,257	1,361
Shanklin	10,929	11,156
Gate	14,387	13,645
St. Helena	25,871	26,787
Coffin Point	1,307	1,615
Cuffy	1,447	1,213
Pritchardville	10,148	9,769
Lady's Island		
Total Traffic for ALL Convenience Centers	134,821	124,319

* Traffic Data Using Attendant Counts at All Stations this Month

Average Monthly Traffic YTD by Fiscal Year



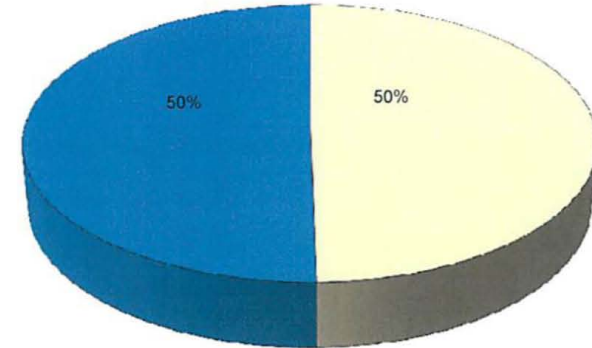
Solid Waste and Recycling Division Monthly Update
 April Fiscal Year 2011
 Distributed to the Solid Waste and Recycling Board of Beaufort County

Recycling Activity by Solid Waste District

Solid Waste District	Convenience Center Tonnage	Residential Route Tonnage	Overall County Tonnage by District	Commercial Tonnage
District 1 City of Beaufort		67.16	67.16	0.00
District 2 Town of Port Royal		0.00	0.00	0.00
District 3 Town of Hilton Head	124.34	130.00	254.34	7.79
District 4 Town of Bluffton	90.34	30.34	120.68	0.00
District 5 Sheldon Township	0.00	0.00	0.00	0.00
District 6 Unincorporated Port Royal Island	25.46	0.00	25.46	0.00
Solid Waste District 7 Unincorporated Lady's Island	0.00	0.00	0.00	0.00
Solid Waste District 8 St. Helena & Islands East	60.99	0.00	60.99	0.00
Solid Waste District 9 Unincorporated Bluffton Township	35.05	112.41	147.46	0.00
Daufuskie	0.00	0.00	0.00	0.00
OVERALL COUNTY TONNAGE	336.18	339.91	676.09	7.79
COUNTY TONNAGE PLUS NEWSPAPER	94.30	0.00	770.39	

Monthly Comparison of Residential Recycling Sources

□ Convenience Center Tonnage ■ Residential Route Tonnage



YTD Residential Recycling Tonnage

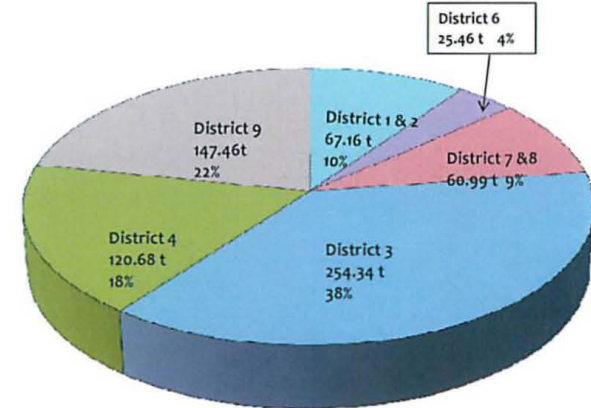
	Convenience Center Tonnage	Residential Route Tonnage	YTD Residential Tonnage
YTD Residential Tonnage	3,261.36	2,436.10	5,697.46
YTD Residential Tonnage + Newspaper			6,448.06

Fiscal Year Overall County Recycling Tonnage & Services Comparison

Month	FY 10 Recycling Tonnage	FY 11 Recycling Tonnage	FY 10 Recycling Services Cost	FY 11 Recycling Services Cost
July	523.11	606.24	\$37,755	\$21,321
August	560.40	612.70	\$30,236	\$19,450
September	586.71	621.04	\$29,183	\$27,998
October	569.56	586.96	\$32,600	\$29,044
November	590.49	647.34	\$24,651	\$24,536
December	684.70	702.36	\$25,283	\$25,496
January	641.56	618.16	\$23,656	\$22,634
February	510.45	591.84	\$24,746	\$27,574
March	617.75	691.03	\$23,416	\$14,381
April	659.36	770.39	\$29,889	\$25,160
May				
June				
TOTAL	5,944	6,448	\$281,415	\$237,594

Residential Tonnage + Newspaper Tonnage NO Commercial Tonnage

Overall County Tonnage Comparison by District



Solid Waste Recycling Budget Status

	FY10 Through April	FY11 Through April	FY10 % Expended YTD	FY11 % Expended YTD
Recycling Services	\$281,415	\$237,594	75%	59%

Solid Waste and Recycling Division Monthly Update

Fiscal Year 2011

Distributed to the Solid Waste and Recycling Board of Beaufort County

Fiscal Year 11 Recycling Revenue

Month/Year	Charleston Steel	SP Recycling	Santee Cooper	Interstate Batteries
Jul-10		\$4,503	\$1,080	\$119
Aug-10	\$67,227	\$4,091	\$1,152	\$98
Sep-10		\$4,594	\$585	\$148
Oct-10		\$5,078	\$1,866	\$140
Nov-10	\$60,693	\$5,176	\$1,142	\$140
Dec-10		\$7,163	\$2,198	\$182
Jan-11		\$6,724	\$2,390	\$94
Feb-11	\$77,520	\$8,772	\$2,279	\$210
Mar-11		\$6,395	\$2,552	\$190
Apr-11		\$9,893	pending	\$185
May-11				
Jun-11				
Sub Totals	\$205,441	\$62,391	\$15,244	\$1,506
GRAND TOTAL TO DATE				\$284,581

Fiscal Year 11 MRF Credit

Month/Year	Waste Management (MRF) *credit towards processing costs
Jul-10	\$20,871
Aug-10	\$20,247
Sep-10	\$10,725
Oct-10	\$10,983
Nov-10	\$15,498
Dec-10	\$18,267
Jan-11	\$17,501
Feb-11	\$10,447
Mar-11	\$27,072
Apr-11	\$18,647
May-11	
Jun-11	
Total	\$170,257

Recycling Activity by Solid Waste District

Fiscal Year 11	DISTRICT 1 & 2	DISTRICT 3			DISTRICT 4			DISTRICT 5		
	Residential Route Recycling Tonnage	Convenience Center Recycling Tonnage	Residential Route Recycling Tonnage	Residential Total Tonnage (CC + RR)	Convenience Center Recycling Tonnage	Residential Route Recycling Tonnage	Residential Total Tonnage (CC + RR)	Convenience Center Recycling Tonnage	Residential Route Recycling Tonnage	Residential Total Tonnage (CC + RR)
Recycling										
Jul-10	58.01	124.76	46.98	171.74	80.20	41.21	121.41	0.00	1.60	1.60
Aug-10	77.79	110.85	50.28	161.13	95.61	47.32	142.93	0.00	0.00	0.00
Sep-10	59.48	107.10	61.93	169.03	80.31	46.43	126.74	0.00	1.09	1.09
Oct-10	43.05	114.40	39.69	154.09	82.58	13.12	95.70	4.76	0.00	4.76
Nov-10	67.80	120.52	40.52	161.04	93.04	17.40	110.44	0.00	1.43	1.43
Dec-10	58.81	130.38	45.65	176.03	97.18	10.40	107.58	0.00	2.86	2.86
Jan-11	56.51	123.76	38.11	161.87	97.21	13.32	110.53	0.00	2.23	2.23
Feb-11	60.06	113.80	33.93	147.73	79.36	12.80	92.16	0.00	1.88	1.88
Mar-11	77.84	117.22	54.41	171.63	94.50	17.39	111.89	0.00	3.12	3.12
Apr-11	67.16	124.34	130.00	254.34	90.34	30.34	120.68	0.00	0.00	0.00
May-11										
Jun-11										
Fiscal Year 11 Total	626.51	1187.13	541.50	1728.63	890.33	249.73	1140.06	4.76	14.21	18.97

Fiscal Year 11	DISTRICT 6			DISTRICT 7	DISTRICT 8			DISTRICT 9			DAUFUSKIE (9A)
	Convenience Center Recycling Tonnage	Residential Route Recycling Tonnage	Residential Total Tonnage (CC + RR)	Residential Route Recycling Tonnage	Convenience Center Recycling Tonnage	Residential Route Recycling Tonnage	Residential Total Tonnage (CC + RR)	Convenience Center Recycling Tonnage	Residential Route Recycling Tonnage	Residential Total Tonnage (CC + RR)	Residential Route Recycling Tonnage
Recycling											
Jul-10	40.45	0.00	40.45	0.77	59.52	0.00	59.52	29.19	60.30	89.49	0.00
Aug-10	27.99	0.00	27.99	0.52	59.60	1.04	60.64	27.28	53.90	81.18	0.00
Sep-10	29.14	0.00	29.14	1.00	46.93	0.00	46.93	28.35	82.71	111.06	0.00
Oct-10	26.66	0.00	26.66	1.10	55.26	0.00	55.26	29.00	102.24	131.24	0.00
Nov-10	30.99	0.00	30.99	0.21	52.01	0.00	52.01	28.93	112.37	141.30	0.00
Dec-10	41.02	0.00	41.02	0.37	65.09	0.00	65.09	30.42	133.00	163.42	0.46
Jan-11	25.39	0.00	25.39	0.62	59.02	0.00	59.02	30.72	99.58	130.30	0.00
Feb-11	27.42	0.00	27.42	0.00	48.27	0.00	48.27	27.42	103.37	130.79	0.00
Mar-11	39.90	0.00	39.90	0.57	64.21	0.00	64.21	27.46	137.61	165.07	0.00
Apr-11	25.46	0.00	25.46	0.00	60.99	0.00	60.99	35.05	112.41	147.46	0.00
May-11											
Jun-11											
Fiscal Year 11 Total	314.42	0.00	314.42	5.16	570.90	1.04	571.94	293.82	997.49	1291.31	0.46
Fiscal Year 11 YTD Total for ALL Solid Waste Districts * Does not include Newspaper *											5,697.46

t = tons

APRIL FISCAL YEAR 11 SW&R BY DISTRICT

- ★ Land Fills
 - Citizen Convenience Centers
 - ▲ Un-manned Citizen Convenience Center
- Solid Waste Districts**
- 1 City of Beaufort
 - 2 Town of Port Royal
 - 3 Hilton Head Island
 - 4 Town of Bluffton
 - 5 Sheldon Township
 - 6 Unincorporated Port Royal Island
 - 7 Unincorporated Lady's Island
 - 8 St Helena Island & Islands East
 - 9 Unincorporated Bluffton Township

Solid Waste District 5
 MSW & Bulky = 173.03 t
 Yard Waste = 8.91 t
 C&D = 1.39 t
 Recycling = 0.00 t

Solid Waste District 1
 MSW & Bulky = 394.99 t
 Yard Waste = 302.35 t
 C&D = 7.14 t
 *Recycling = 67.16 t
 *Combined SW Districts 1 & 2

Solid Waste District 7
 MSW & Bulky = 160.58 t
 Yard Waste = 36.99 t
 C&D = 16.10 t
 Recycling = 0.00 t

Solid Waste District 6
 MSW & Bulky = 462.47 t
 Yard Waste = 103.30 t
 C&D = 16.56 t
 Recycling = 25.46 t

Solid Waste District 8
 MSW & Bulky = 509.79 t
 Yard Waste = 155.90 t
 C&D = 76.19 t
 Recycling = 60.99 t

Solid Waste District 9
 MSW & Bulky = 891.63 t
 Yard Waste = 28.81 t
 C&D = 3.81 t
 *Recycling Total = 147.46 t
 *See SW District 4 Overlap btwn Districts

Solid Waste District 2
 MSW & Bulky = 119.98 t
 Yard Waste = 196.01 t
 C&D = 2.70 t
 Recycling = *See SW District 1

Solid Waste District 4
 MSW & Bulky = 418.78 t
 Yard Waste = 136.50 t
 C&D = 101.08 t
 *Recycling = 120.68 t
 * See SW District 9
 Overlap btwn Districts

Solid Waste District 3
 MSW & Bulky = 1,176.71 t
 Yard Waste = 112.50 t
 C&D = 7.10 t
 Recycling = 254.34 t

Daufuskie
 MSW & Bulky = 4.32 t
 Recycling = 0.00 t

Oakwood Landfill
 ★ Green Space Incinerator
 Hickory Hill Landfill
 ★ Material Recycling Facility

*Beaufort County
 Solid Waste Districts*

Prepared by
 Beaufort County
 GIS Division
 Printed July 20, 2009

