



**Beaufort County
Solid Waste and Recycling Board
Meeting Agenda March 24, 2011**



**Location: Beaufort Industrial Village, BIV 2,
Beaufort, SC 29906
2:00 P.M.**

- **Call to Order:** Mr. Dietz
 - Approve meeting Agenda
 - Approval of the Minutes from previous meeting:
[February 24, 2011](#)
- **Introductions**
- **Public Comment**
- **Reports:**
 - Finance Department Report
 - Solid Waste & Recycling Division Monthly Reports; February 2011
([backup](#))
 - Litter Officers' Report
 - Recycling Coordinators' Report
 - 2good2waste.org Report
- **Unfinished Business:**
 - Daufuskie Island Convenience Center Design/Build – no update
 - Transfer Station Fatal Flaw Analysis-Site Analysis – no report
 - Tire/Baler Building Design/Build Project – Updated Photos
 - Scrap Metal & White Goods RFP-Update
 - Board Recommendation to County Council to reduce Convenience Center Operating Hours-No update
 - Workshop Guidelines
- **New Business:**
 - Election of Officers
 - Set date for Solid Waste Management Plan Workshop
 - Review
 - Establish Goals & Objectives
- **Public Comment**
- **Next Meeting**
- **Adjournment**

Beaufort County Solid Waste and Recycling Board Meeting
Thursday, February 24, 2011, 2:00 pm
BIV – 2 Conference Room

Attendees:

Earl Dietz, Chairman & District 8 Representative
David R. Uehling, District 6, Representative
George Potts, District 9 Representative
Walter Becker, District 3 Representative (Ex-Officio)
Tammy Malone, District 4 Representative (Ex-Officio)
Leland McCormack, DHEC Liaison
Rob McFee, Director of E&I
Alicia Holland, Finance
Eddie Bellamy, Public Works Director
James Minor, Solid Waste Manager
Beth Lewis, Information Coord/Analyst
Carol Murphy, Recycling Coordinator

Guests

Tom Soder, S&P Paper

Absentees:

Gordon Bowers, V, Chairman & District 7 Representative
Leroy Norris, District 5 Representative
Gary Dukes, MCAS Liaison
Brad Woods, MCRD Liaison
Billie Lindsay, Planning
VACANT, District 1 Representative (Ex-Officio)
VACANT, District 2 Representative (Ex-Officio)
Alice Derian, Town of Hilton Head Island (Ex-Officio)
John Miller, Supt. Solid Waste & Recycling
Sgt Carl Barr / Cpl. Richard Black, Litter Officer
County Council:
Paul Sommerville, District 7 Representative County Council

- **Call to Order:** Chairman Dietz called the meeting to order at 2:05 pm. Attendee introductions including introduction of new Town of Bluffton Representative, Tammy Malone.
- **Agenda:** Mr. Uehling motioned, Mr. Potts seconded; all approved the agenda as written.
- **Minutes:** Mr. Bowers motioned, Mr. Potts seconded; all approved the minutes as written, with several corrections provided by Mr. Dietz and Mr. Bellamy.
- **Public Comment:** Mr. Dietz called for public comment. There being none, the meeting continued.
- **Monthly Reports**
 - **Finance Report:** Mr. Minor introduced Alicia Holland from the Finance Department. The Finance Dept will present a report to our board monthly as part of the new format. Ms. Holland presented the report for the first seven months of FY11 of the expenses by district. Mr. Dietz suggested that the reports be sent electronically and Ms Holland only report to the board quarterly (Apr, Jul) to save time and reduce paperwork.
 - **SW&R Monthly Reports:** Mr. Minor reviewed the monthly reports for January 2011. He reviewed the county map that notes data for each district. He commented that disposal is down across the state and nation.
 - Total Convenience Center will reflect some variance from the data collect by the attendants clicker vs. the electronic counter. Traffic was down from 2010 at 117,681.
 - The Credit from Waste Management recycling proceeds this month was \$17,501 or \$114,091 to date noting that commodity prices remain strong. We are 36% under budget for recycling services making it less costly to recycle than dispose of material.
 - Total recycling proceeds from other materials for the year is \$174,403 with a check pending from Charleston Steel.
 - Recycling includes 210.37 tons curbside, 336.10 tons from centers, 7.83tons from Commercial and 71.69 in news print totaling 618.16 residential tons for the month. Year to date residential was 4395 tons

- **Litter Officers' Reports**

- Ms. Murphy presented The Litter Officers report containing one of the largest illegal dumps this year. It contains hundreds of tires in addition to mattresses and all other types of debris. DHEC will provide a letter that will allow the County to assist with the removal of the tires. The landowner will be responsible for the other material.

- **Coordinators' Report**

- The public was reminded about the Hazardous Waste and Medication collection to be held March 5, 9-3, at the Bluffton Public Works Site.
 - The flyer for management of prescription medications was presented.
- Ewaste Collection History was shared:
 - 2008 118,954 lbs/60 tons Patrons: 220 Bluffton, 150 Shanklin
 - 2009 141,760 lbs/71 tons Patrons: 250 Bluffton, 160 Shanklin
 - 2010 68,186 lbs/32 tons Patrons: 440 Bluffton, 200 Shanklin
 - Commercial/Schools 41,212 lbs /21 tons
 - 2011 53,049 lbs/27 tons Patrons: 550 Bluffton , 260 Shanklin
 - 4 Year Totals: 423,161 lbs/211.58 tons
- County Office Recycling program -
 - Moving South of the Broad by adding Bluffton & Hilton Head Libraries then the addition of Bluffton & Hilton Head County Complexes
 - Average Weekly collection 600lbs
 - Locations to Date (24+)
 - More awaiting Captain assignments

- **2Good2Waste.org**

- Ms Lewis updated News & Information Section of the Site Highlighting the Recyclopeda Feature of the Website and Teaching members how to upload a Picture with their new listing
- 2good2waste.org cards were handed out to the participants of Ewaste and also will at the HazMat events reaching 750 families.
- 2good2waste.org was also advertised on the monthly Kidsville News ad that reaches 18,000 students monthly

- **Unfinished Business**

- **Daufuskie Island Convenience Center**
 - No change or action on this project.
- **Simmonsville/Shanklin Compactor Return on Investment**
 - Shanklin in 2009 average of 62 pulls p/mo in 2010 there was an average of 30 pulls p/mo. Or a 52% reduction in pulls
 - Simmonsville (6 months data) had 250 less pulls in 6 months reflecting a 30% reduction in pulls.
 - The Return on Investment for compactors is 1.69:
 - \$318,000 installation cost, 85,000 savings p/year x 10 years = \$855,000 saved over the life of the compactor
 - Mr. Dietz noted that this is a short 4 year payback noting clear justification for installation of compactors.
 - We should consider compactor use at larger stations including Hilton Head, St Helena, and the gate to save future dollars.

○ **EXECUTIVE SESSION**

Recycling & Transfer Station (RTF) Fatal Flaw Analysis:

- Mr. Minor explained the procedure for going into Executive Session. Mr. Potts motioned, Mr. Uehling second and all agreed to go into Executive Session to discuss issues regarding potential property acquisition by Beaufort County for a transfer station.
- The Board exited the Executive session and the regular meeting reconvened with no action taken by the Board.

○ **Tire/Baler Building**

- Mr. Bellamy presented the good news that the building continues to progress and that the tentative completion date is April 8, 2011. Beaufort Construction Company is the contractor. He clarified that this site is behind the fuel area where the old impound yard was located. This building will be an asset to not only Solid Waste but all of Public Works. He invited the board members to stop by and see the building, describing as “elegant in its simplicity”.

○ **Scrap Metal and White Goods RFP Process**

- Mr. Minor noted that 4 firms were at the pre proposal meeting and proposals will be due the end of March.

○ **Convenience Center Cost Reduction**

- Mr. Minor presented and read Mr. Dietz’s letter to County Council with the Solid Waste and Recycling Board Recommendation to reduce hours to save budget dollars.
- The savings noted included:
 - Sunday Closing \$138,236
 - Reduced Hours \$ 77,641 (change 7-7 to 8-6)
 - Total Annual Savings \$215,877
- Mr. Uehling motioned, Mr. Potts seconded and all approved this memo as presented.
- Mr. McFee will add this memo to the larger package of budget suggestions to council for discussion at their retreat.

• **New Business**

○ **Representatives from Municipalities**

- Tammy Malone from the Town of Bluffton was introduced again to the Board. She will be attending in the future on behalf of the Town. Mr. McFee announced that Isaiah Smalls, PW Director from the City of Beaufort and Van Willis, Manager from the Town of Port Royal would be attending in March.

○ **Election of Officers**

- The Election of Officers was delayed until the March Meeting.

- **Review of the Solid Waste Management Plan for Beaufort County-**
 - A full copy of the SWM Plan was provided to all board members for review.
 - Updating the plan should focus on waste management for the next 20 years.
 - Mr. Dietz suggested a work session after the June budget process is over to update the plan and invite the public to attend. Board members must review and staff will provide statistics and other information.
- **Goals and Objectives**
 - Mr. McFee suggested that Mr. Dietz draft a framework to flow between ordinance and objectives and the goals would come out from there.
 - The objectives must be measurable and quantifiable, consistent with the plan and consistent with the vision for the next 20 years.
 - Mr. McFee complimented the Board, Mr. Bellamy and Mr. Minor for their vision and ideas.
 - Mr. Dietz asked that Objectives be on the March agenda.
- **Public Comment:** Mr. Dietz called for the final public comment.
 - Tom Soder, SP Paper, offered comment mentioning the valuable partnership enjoyed by the County and SP Paper. He noted that single stream recycling garners volume but not quality needed in the fiber market.
- **The Meeting ended** at 3:45 pm. The next meeting will be held March 24, 2011, 2:00 pm in the BIV 2 meeting room.

Cc: Mr. Gary T. Kubic, County Administrator
Miss Suzanne Rainey, Clerk to Council
J. Robert McFee, PE, Division Director, Engineering and Infrastructure
Eddie Bellamy, PW Director

Solid Waste and Recycling Division Monthly Update
February Fiscal Year 2011
Distributed to the Solid Waste and Recycling Board of Beaufort County

Solid Waste Overall County Convenience Center Tonnage

	February FY10	February FY11
Household & Bulky	1,617.98	1,609.10
Yard Waste	383.24	336.24
Construction & Demolition (C&D)	162.41	121.36
TOTAL Convenience Center Tonnage	2,163.63	2,066.70
% of All Residential Disposal from CC	50.20%	46.44%

Solid Waste Overall County Residential Route Tonnage

	February FY10	February FY11
Household & Bulky	1,899.49	2,054.80
Yard Waste	176.70	260.02
Construction & Demolition (C&D)	70.52	68.76
TOTAL Residential Route Tonnage	2,146.71	2,383.58
% of All Residential Disposal from Residential Route	49.80%	53.56%

Overall Solid Waste Activity by Solid Waste District

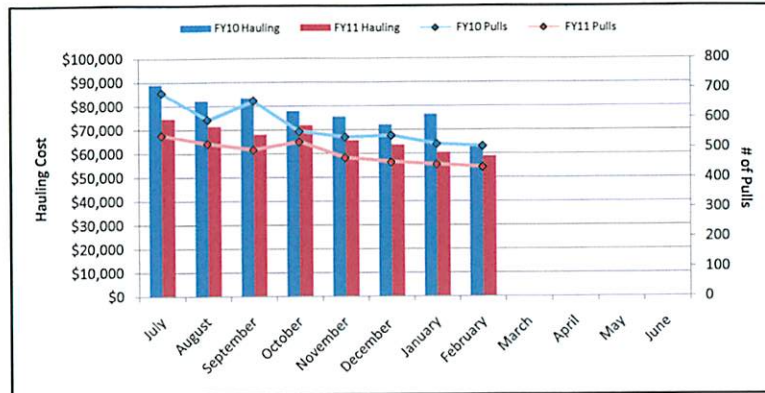
Solid Waste District	MSW & Bulky	Yard Waste	C&D	Total District Tonnage
District 1 City of Beaufort	329.16	129.00	10.83	468.99
District 2 Town of Port Royal	106.25	111.85	3.39	221.49
District 3 Town of Hilton Head	952.18	84.00	2.55	1,038.73
District 4 Town of Bluffton	401.96	77.00	63.70	542.66
District 5 Sheldon Township	175.75	7.30	2.55	185.60
District 6 Unincorporated Port Royal Island	441.89	56.24	20.82	518.95
District 7 Unincorporated Lady's Island	145.77	13.73	17.58	177.08
District 8 St. Helena & Islands East	362.22	93.09	55.46	510.77
District 9 Unincorporated Bluffton Township	741.66	24.05	13.24	778.95
Daufuskie	7.06	0.00	0.00	7.06
MONTHLY OVERALL COUNTY TONNAGE	3,663.90	596.26	190.12	4,450.28
YTD OVERALL COUNTY TONNAGE	33,640.46	4,547.53	1,566.45	39,754.44

Solid Waste and Recycling Division Monthly Update
February Fiscal Year 2011
Distributed to the Solid Waste and Recycling Board of Beaufort County

Solid Waste Hauling Costs

Month	FY10 Hauling	FY11 Hauling
July	\$88,988	\$74,597
August	\$82,267	\$71,381
September	\$83,326	\$68,031
October	\$77,858	\$71,756
November	\$75,562	\$65,528
December	\$72,028	\$63,596
January	\$76,461	\$60,428
February	\$63,700	\$58,775
March		
April		
May		
June		
TOTAL	\$620,188	\$534,091

Solid Waste Hauling Costs



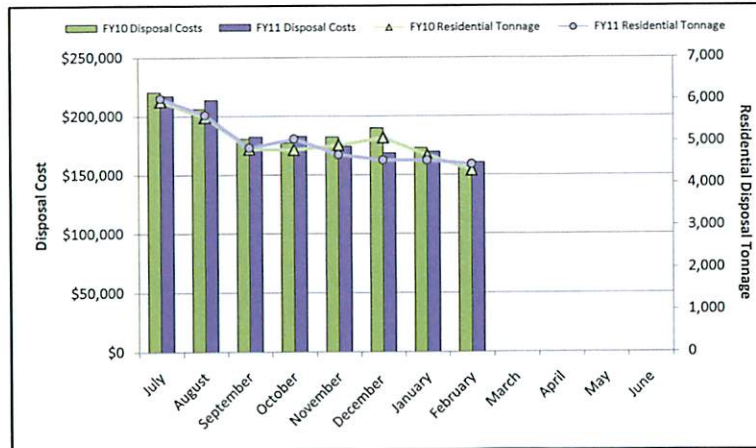
Number of Pulls

Month	FY10 Pulls	FY11 Pulls
July	684	541
August	594	514
September	658	494
October	555	520
November	536	467
December	541	452
January	513	444
February	505	435
March		
April		
May		
June		
TOTAL	4,586	3,867

Solid Waste Disposal Costs

Month	FY10 Disposal Costs	FY11 Disposal Costs
July	\$220,407	\$217,172
August	\$205,956	\$213,562
September	\$180,565	\$182,197
October	\$177,092	\$182,803
November	\$182,131	\$174,222
December	\$189,815	\$168,502
January	\$172,990	\$169,667
February	\$156,816	\$160,316
March		
April		
May		
June		
TOTAL	\$1,485,772	\$1,468,439

Solid Waste Disposal Cost



Total County Residential Tonnage Disposal

Month	FY10 Residential Tonnage	FY11 Residential Tonnage
July	5,955	6,018
August	5,574	5,620
September	4,816	4,840
October	4,798	5,058
November	4,915	4,681
December	5,088	4,548
January	4,666	4,539
February	4,310	4,450
March		
April		
May		
June		
TOTAL	40,122	39,754

Solid Waste Hauling and Disposal Budgets Status

	FY10 Through February	FY11 Through February	FY10 % Expended	FY11 % Expended
Hauling Costs	\$620,188	\$534,091	59%	52%
Disposal Costs	\$1,485,772	\$1,468,439	50%	52%

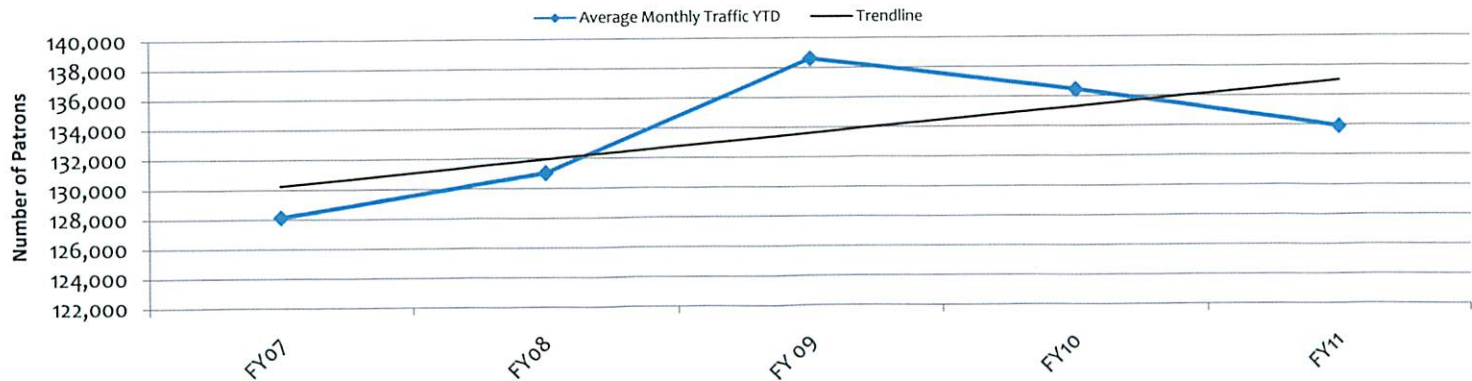
Solid Waste and Recycling Division Monthly Update
 February Fiscal Year 2011
 Distributed to the Solid Waste and Recycling Board of Beaufort County

Monthly Convenience Center Total Traffic Information

	February FY 10	February FY 11
Hilton Head	28,617	21,749
Bluffton	26,758	23,483
Lobeco	6,460	7,260
Sheldon	1,270	1,309
Big Estate	1,200	1,079
Shanklin	8,673	10,632
Gate	13,021	13,141
St. Helena	22,526	23,286
Coffin Point	1,284	1,247
Cuffy	1,143	1,127
Pritchardville	9,671	8,673
Lady's Island		
Total Traffic for ALL Convenience Centers	120,623	112,986

* Traffic Data Using Attendant Counts at All Stations this Month

Average Monthly Traffic YTD by Fiscal Year



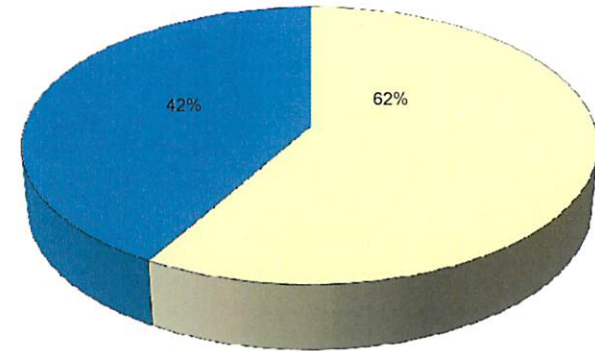
Solid Waste and Recycling Division Monthly Update
February Fiscal Year 2011
Distributed to the Solid Waste and Recycling Board of Beaufort County

Recycling Activity by Solid Waste District

Solid Waste District	Convenience Center Tonnage	Residential Route Tonnage	Overall County Tonnage by District	Commercial Tonnage
District 1 City of Beaufort		60.06	60.06	0.00
District 2 Town of Port Royal		0.00	0.00	0.00
District 3 Town of Hilton Head	113.80	33.93	147.73	40.12
District 4 Town of Bluffton	79.36	12.80	92.16	0.00
District 5 Sheldon Township	0.00	1.88	1.88	0.00
District 6 Unincorporated Port Royal Island	27.42	0.00	27.42	0.00
Solid Waste District 7 Unincorporated Lady's Island	0.00	0.00	0.00	0.00
Solid Waste District 8 St. Helena & Islands East	48.27	0.00	48.27	0.00
Solid Waste District 9 Unincorporated Bluffton Township	27.42	103.37	130.79	0.00
Daufuskie	0.00	0.00	0.00	
OVERALL COUNTY TONNAGE	296.27	212.04	508.31	40.12
COUNTY TONNAGE PLUS NEWSPAPER	83.53	0.00	591.84	

Monthly Comparison of Residential Recycling Sources

□ Convenience Center Tonnage ■ Residential Route Tonnage



YTD Residential Recycling Tonnage

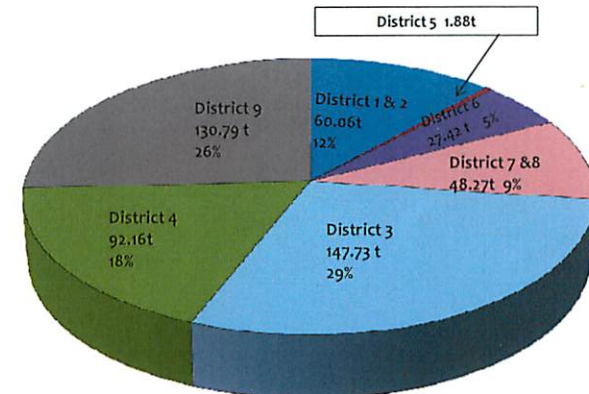
	Convenience Center Tonnage	Residential Route Tonnage	YTD Residential Tonnage
YTD Residential Tonnage	2,581.89	1,805.25	4,387.14
YTD Residential Tonnage + Newspaper			4,986.64

Fiscal Year Overall County Recycling Tonnage & Services Comparison

Month	FY 10 Recycling Tonnage	FY 11 Recycling Tonnage	FY 10 Recycling Services Cost	FY 11 Recycling Services Cost
July	523.11	606.24	\$37,755	\$17,770
August	560.40	612.70	\$30,236	\$15,969
September	586.71	621.04	\$29,183	\$23,424
October	569.56	586.96	\$32,600	\$25,297
November	590.49	647.34	\$24,651	\$20,410
December	684.70	702.36	\$25,283	\$20,878
January	641.56	618.16	\$23,656	\$18,942
February	510.45	591.84	\$24,746	\$23,949
March				
April				
May				
June				
TOTAL	4,667	4,987	\$228,110	\$166,638

Residential Tonnage + Newspaper Tonnage NO Commercial Tonnage

Overall County Tonnage Comparison by District



Solid Waste Recycling Budget Status

	FY10 Through February	FY11 Through February	FY10 % Expended YTD	FY11 % Expended YTD
Recycling Services	\$228,110	\$166,638	61%	42%

Solid Waste and Recycling Division Monthly Update

Fiscal Year 2011

Distributed to the Solid Waste and Recycling Board of Beaufort County

Fiscal Year 11 Recycling Revenue

Month/Year	Charleston Steel	SP Recycling	Santee Cooper	Interstate Batteries
Jul-10		\$4,503	\$1,080	\$119
Aug-10	\$67,227	\$4,091	\$1,152	\$98
Sep-10		\$4,594	\$585	\$148
Oct-10		\$5,078	\$1,866	\$140
Nov-10	\$60,693	\$5,176	\$1,142	\$140
Dec-10		\$7,163	\$2,198	\$182
Jan-11		\$6,724	\$2,390	\$94
Feb-11	\$77,520	\$8,772		\$210
Mar-11				
Apr-11				
May-11				
Jun-11				
Sub Totals	\$205,441	\$46,103	\$10,412	\$1,131
GRAND TOTAL TO DATE				\$263,086

Fiscal Year 11 MRF Credit

Month/Year	Waste Management (MRF) *credit towards processing costs
Jul-10	\$20,871
Aug-10	\$20,247
Sep-10	\$10,725
Oct-10	\$10,983
Nov-10	\$15,498
Dec-10	\$18,267
Jan-11	\$17,501
Feb-11	\$10,447
Mar-11	
Apr-11	
May-11	
Jun-11	
Total	\$124,538

Recycling Activity by Solid Waste District

Fiscal Year 11	DISTRICT 1 & 2	DISTRICT 3			DISTRICT 4			DISTRICT 5		
	Residential Route Recycling Tonnage	Convenience Center Recycling Tonnage	Residential Route Recycling Tonnage	Residential Total Tonnage (CC + RR)	Convenience Center Recycling Tonnage	Residential Route Recycling Tonnage	Residential Total Tonnage (CC + RR)	Convenience Center Recycling Tonnage	Residential Route Recycling Tonnage	Residential Total Tonnage (CC + RR)
Recycling										
Jul-10	58.01	124.76	46.98	171.74	80.20	41.21	121.41	0.00	1.60	1.60
Aug-10	77.79	110.85	50.28	161.13	95.61	47.32	142.93	0.00	0.00	0.00
Sep-10	59.48	107.10	61.93	169.03	80.31	46.43	126.74	0.00	1.09	1.09
Oct-10	43.05	114.40	39.69	154.09	82.58	13.12	95.70	4.76	0.00	4.76
Nov-10	67.80	120.52	40.52	161.04	93.04	17.40	110.44	0.00	1.43	1.43
Dec-10	58.81	130.38	45.65	176.03	97.18	10.40	107.58	0.00	2.86	2.86
Jan-11	56.51	123.76	38.11	161.87	97.21	13.32	110.53	0.00	2.23	2.23
Feb-11	60.06	113.80	33.93	147.73	79.36	12.80	92.16	0.00	1.88	1.88
Mar-11										
Apr-11										
May-11										
Jun-11										
Fiscal Year 11 Total	481.51	945.57	357.09	1302.66	705.49	202.00	907.49	4.76	11.09	15.85

Fiscal Year 11	DISTRICT 6			DISTRICT 7	DISTRICT 8			DISTRICT 9			DAUFUSKIE (9A)
	Convenience Center Recycling Tonnage	Residential Route Recycling Tonnage	Residential Total Tonnage (CC + RR)	Residential Route Recycling Tonnage	Convenience Center Recycling Tonnage	Residential Route Recycling Tonnage	Residential Total Tonnage (CC + RR)	Convenience Center Recycling Tonnage	Residential Route Recycling Tonnage	Residential Total Tonnage (CC + RR)	Residential Route Recycling Tonnage
Recycling											
Jul-10	40.45	0.00	40.45	0.77	59.52	0.00	59.52	29.19	60.30	89.49	0.00
Aug-10	27.99	0.00	27.99	0.52	59.60	1.04	60.64	27.28	53.90	81.18	0.00
Sep-10	29.14	0.00	29.14	1.00	46.93	0.00	46.93	28.35	82.71	111.06	0.00
Oct-10	26.66	0.00	26.66	1.10	55.26	0.00	55.26	29.00	102.24	131.24	0.00
Nov-10	30.99	0.00	30.99	0.21	52.01	0.00	52.01	28.93	112.37	141.30	0.00
Dec-10	41.02	0.00	41.02	0.37	65.09	0.00	65.09	30.42	133.00	163.42	0.46
Jan-11	25.39	0.00	25.39	0.62	59.02	0.00	59.02	30.72	99.58	130.30	0.00
Feb-11	27.42	0.00	27.42	0.00	48.27	0.00	48.27	27.42	103.37	130.79	0.00
Mar-11											
Apr-11											
May-11											
Jun-11											
Fiscal Year 11 Total	249.06	0.00	249.06	4.59	445.70	1.04	446.74	231.31	747.47	978.78	0.46
Fiscal Year 11 YTD Total for ALL Solid Waste Districts * Does not include Newspaper *											4,387.14

t = tons

FEBRUARY FISCAL YEAR 11 SW&R BY DISTRICT

- ★ Land Fills
 - Citizen Convenience Centers
 - ▲ Un-manned Citizen Convenience Center
- Solid Waste Districts**
- 1 City of Beaufort
 - 2 Town of Port Royal
 - 3 Hilton Head Island
 - 4 Town of Bluffton
 - 5 Sheldon Township
 - 6 Unincorporated Port Royal Island
 - 7 Unincorporated Lady's Island
 - 8 St Helena Island & Islands East
 - 9 Unincorporated Bluffton Township

Solid Waste District 5
 MSW & Bulky = 175.75 t
 Yard Waste = 7.30 t
 C&D = 2.55 t
 Recycling = 1.88 t

Solid Waste District 1
 MSW & Bulky = 329.16 t
 Yard Waste = 129.00 t
 C&D = 10.83 t
 *Recycling = 60.06 t
 *Combined SW Districts 1 & 2

Solid Waste District 7
 MSW & Bulky = 145.77 t
 Yard Waste = 13.73 t
 C&D = 17.58 t
 Recycling = 0.00 t

Solid Waste District 6
 MSW & Bulky = 441.89 t
 Yard Waste = 56.24 t
 C&D = 20.82 t
 Recycling = 27.42 t

Solid Waste District 8
 MSW & Bulky = 362.22 t
 Yard Waste = 93.09 t
 C&D = 55.46 t
 Recycling = 48.27 t

Solid Waste District 9
 MSW & Bulky = 741.66 t
 Yard Waste = 24.05 t
 C&D = 13.24 t
 *Recycling Total = 130.79 t
 *See SW District 4 Overlap btwn Districts

Solid Waste District 2
 MSW & Bulky = 106.25 t
 Yard Waste = 111.85 t
 C&D = 3.39 t
 Recycling = *See SW District 1

Solid Waste District 4
 MSW & Bulky = 401.96 t
 Yard Waste = 77.00 t
 C&D = 63.70 t
 *Recycling = 92.16 t
 * See SW District 9
 Overlap btwn Districts

Solid Waste District 3
 MSW & Bulky = 952.18 t
 Yard Waste = 84.00 t
 C&D = 2.55 t
 Recycling = 147.73 t

Daufuskie
 MSW & Bulky = 7.06 t
 Recycling = 0.00 t

Oakwood Landfill
 ★ Green Space Incinerator
 Hickory Hill Landfill
 ★ Material Recycling Facility

*Beaufort County
 Solid Waste Districts*

Prepared by
 Beaufort County
 GIS Division
 Printed July 20, 2009

