



**Beaufort County
Solid Waste and Recycling Board
Meeting Agenda January 27, 2011**



**Location: Beaufort Industrial Village, BIV 2,
Beaufort, SC 29906
2:00 P.M.**

- **Call to Order:** Mr. Dietz
 - Approve meeting Agenda
 - Approval of the Minutes from previous meeting:
[November 18, 2010](#)
- **Introductions**
- **Public Comment**
- **Reports:**
 - Solid Waste & Recycling Division Monthly Reports; [December 2010](#)
[November 2010](#)
 - Litter Officers' Report
 - Recycling Coordinators' Report
 - 2good2waste.org Report
- **Unfinished Business:**
 - Daufuskie Island Convenience Center Design/Build – no update
 - Document Shredding Initiative-Presentation of WSAV proposal
 - Transfer Station Fatal Flaw Analysis-Site Analysis Continues
 - Tire/Baler Building Design/Build Project – Work in Progress
 - Scrap Metal & White Goods RFP-Issue scheduled for Feb 2, 2011
 - Solid Waste & Recycling Board Meeting Schedule
 - Convenience Center Operating Schedule
- **New Business:**
 - Review of Solid Waste Management Plan
 - Development of Goals and Objectives
- **Public Comment**
- **Next Meeting**
- **Adjournment**

Beaufort County Solid Waste and Recycling Board Meeting
Thursday, November 18, 2010, 2:00 pm
BIV – 2 Conference Room

Attendees:

Earl Dietz, Chairman & District 8 Representative
Gordon Bowers, V, Chairman & District 7 Representative
David R. Uehling, District 6, Representative
George Potts, District 9 Representative
Walter Becker, District 3 Representative (Ex-Officio)
Brad Woods, MCRD Liaison
Leland McCormack, DHEC Liaison
James Minor, Solid Waste Manager
Beth Lewis, Information Coord/Analyst

Absentees:

Leroy Norris, District 5 Representative
Gary Dukes, MCAS Liaison
Rob McFee, Director of E&I
Eddie Bellamy, Public Works Director
Billie Lindsay, Planning
Carol Murphy, Recycling Coordinator
VACANT, District 1 Representative (Ex-Officio)
VACANT, District 2 Representative (Ex-Officio)
VACANT, District 4 Representative (Ex-Officio)
Alice Derian, Town of Hilton Head Island (Ex-Officio)
John Miller, Supt. Solid Waste & Recycling
Sgt Carl Barr / Cpl. Richard Black, Litter Officer

County Council:

Paul Sommerville, District 7 Representative County Council

Guests:

Adam Bryson

- **Call to Order:** Chairman Dietz called the meeting to order at 2:00 pm
- **Minutes:** Motion was made by Mr. Bowers and seconded by Mr. Potts that the October minutes be approved as written.
- **Monthly Reports**
 - Mr. Minor reviewed the monthly reports for October 2010.
 - Total Convenience Center Traffic for October 2010 was at 144,904.
 - The Credit from Waste Management recycling proceeds this month was \$10,983 or \$62,826 year to date.
 - Total recycling proceeds for the year are \$90,681.
 - Budget for hauling is at 28% and disposal at 28% with 33% of the fiscal year already passed. Recycling is at 21%, last year at 35%.
 - Recycling by district has 199.20 tons on route, 312.66 at centers, 12.38 at Commercial and 75.10 in news print totaling 586.96 tons for the month.
- **Litter Officers' Reports**
 - Mr. Minor presented The Litter Officers report on another illegal dump of the month. Six mobile homes were being illegally stored on an out of state landowner's property on Cuthbert Farm Road. While Codes Enforcement and Litter Control investigating they found another large dump site of garbage, abandoned vehicles, and other debris. Mr. Minor suggested working with GIS to map all of the "Illegal Dumps of the Month" to show that no place in Beaufort County is immune from illegal dumping.
- **Coordinators' Report**
 - The Electronics and Shredding event was held October 30, 2010 at both locations. Mr. Minor reported that Bluffton saw 225 vehicles and Shanklin saw 150 vehicles come to the event. An estimated 20,000lbs of electronics and 15,000lbs of shredded material were recycled from both events.
 - America Recycles Day was November 15, 2010. Information about America Recycles Day was handed out at the October 30th Electronics Event. County Council supported with a proclamation, Solid Waste staff wore "I Recycle" buttons to promote recycling, and Ms. Murphy shared promotional items with Beaufort Memorial Hospital's Green Team.
 - Office Recycling Program is in progress. Announced the new recycling van is on the road and currently collecting several county buildings.
- **2Good2Waste**
 - Ms Lewis went over current advertising projects for the website. These included creating banners for events, sending a thank you email to current members, posters for County Convenience Centers, promotion of Recyclopedia, and monthly news & info for members.

- **Unfinished Business**
 - **Daufuskie Island Convenience Center**
 - This project continues to be on hold at the current time.
 - **Shredding Initiative**
 - In conjunction with the shredding initiative Mr. Minor & Ms. Murphy received a proposal from WSAV TV staff with an advertising and promotion plan in conjunction with their sponsorship or a shredding program throughout the county. They are the sponsor for shredding events held at local Goodwill stores. Mr. Minor has begun the staff's process for approval.
 - **Recycling & Transfer Station (RTF) Fatal Flaw Analysis:**
 - Mr. Minor is happy to announce there has been progress and a potential site has been identified. Staff is currently gathering data and forwarding to RW Beck. There is now the possibility that within three months there could be a finalized report regarding the site. If there is a fatal flaw RW Beck will stop the analysis.
 - **Tire Baler Building**
 - Mr. Minor stated that site construction had begun but no actual construction of the building was taking place at this point. The contractor is currently putting in a fire hydrant then hopes to move forward with building construction.
 - **Scrap Metal and White Goods RFP Process**
 - Mr. Minor reported he was attending a conference call with the consultants that are working on this RFP. Hope to have the RFP out for proposals within the first two weeks of January.
- **New Business**
 - **Solid Waste & Recycling Board Meeting Schedule**
 - Mr. Minor asked the board if they desired changing the board meeting schedule. Proposed that it could be every other month, starting with a meeting in January. Mr. Becker expressed concern over the Town of Hilton Head not being able to vote and other municipalities not actively being involved with the Board. Jim suggested staff speak with Ms. Sue Rainey about assisting the board with requests for representation from municipalities.
 - **Convenience Center Operating Hours**
 - Mr. Uehling briefed the board about two things he noticed while visiting the Shanklin Convenience Center one Sunday morning. The first was the low level of traffic at the Shanklin Convenience Center and the second was two county attendants working with this level of traffic. Mr. Uehling stated that with current economic conditions that the County could save money by closing on Sundays. Mr. Uehling made a motion that the Board recommend to County Council to close Convenience Centers on Sunday and the motion was seconded for discussion by Mr. Potts. Mr. Minor then showed a chart of additional costs for Sunday disposal. After discussion among the board, the motion was voted on and resulted in a tie with two for and two against. The Chairman requested that Mr. Minor and staff provide the Board with more detailed information such as personnel costs and hourly and daily traffic numbers at all convenience centers at the next meeting. The issue will be placed on the agenda for the next meeting.
- **The Meeting ended** at 3:35 pm. The next meeting will be held January 27, 2011, 2:00 pm in the BIV 2 meeting room.

Cc: Mr. Gary T. Kubic, County Administrator
Miss Suzanne Rainey, Clerk to Council
J. Robert McFee, PE, Division Director, Engineering and Infrastructure
Eddie Bellamy, PW Director

Solid Waste and Recycling Division Monthly Update
December Fiscal Year 2011
Distributed to the Solid Waste and Recycling Board of Beaufort County

Solid Waste Overall County Convenience Center Tonnage

	December FY10	December FY11
Household & Bulky	1,940.65	1,624.62
Yard Waste	343.86	212.45
Construction & Demolition (C&D)	116.22	150.41
TOTAL Convenience Center Tonnage	2,400.73	1,987.48
% of All Residential Disposal from CC	47.19%	43.70%

Solid Waste Overall County Residential Route Tonnage

	December FY10	December FY11
Household & Bulky	2,520.83	2,304.48
Yard Waste	135.14	218.64
Construction & Demolition (C&D)	31.17	37.29
TOTAL Residential Route Tonnage	2,687.14	2,560.41
% of All Residential Disposal from Residential Route	52.81%	56.30%

Overall Solid Waste Activity by Solid Waste District

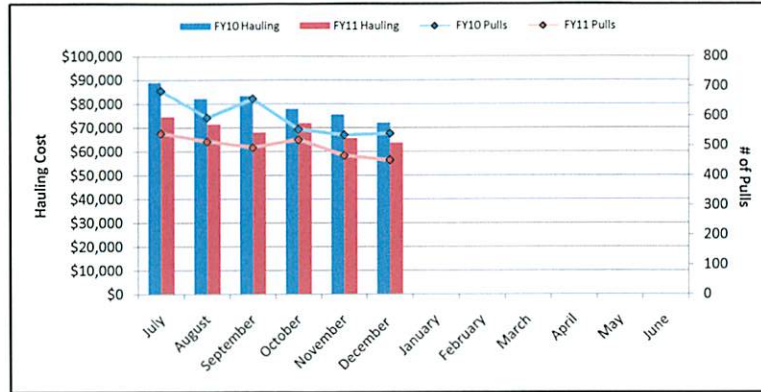
Solid Waste District	MSW & Bulky	Yard Waste	C&D	Total District Tonnage
District 1 City of Beaufort	383.43	125.47	7.29	516.19
District 2 Town of Port Royal	134.68	85.62	0.00	220.30
District 3 Town of Hilton Head	996.74	52.50	0.01	1,049.25
District 4 Town of Bluffton	424.34	59.50	89.59	573.43
District 5 Sheldon Township	180.17	7.00	0.25	187.42
District 6 Unincorporated Port Royal Island	461.39	39.09	9.55	510.03
District 7 Unincorporated Lady's Island	171.93	3.74	16.05	191.72
District 8 St. Helena & Islands East	361.67	39.59	59.11	460.37
District 9 Unincorporated Bluffton Township	803.29	18.58	5.85	827.72
Daufuskie	11.46	0.00	0.00	11.46
MONTHLY OVERALL COUNTY TONNAGE	3,929.10	431.09	187.70	4,547.89
YTD OVERALL COUNTY TONNAGE	26,071.10	3,449.15	1,244.42	30,764.67

Solid Waste and Recycling Division Monthly Update
December Fiscal Year 2011
Distributed to the Solid Waste and Recycling Board of Beaufort County

Solid Waste Hauling Costs

Month	FY10 Hauling	FY11 Hauling
July	\$88,988	\$74,597
August	\$82,267	\$71,381
September	\$83,326	\$68,031
October	\$77,858	\$71,756
November	\$75,562	\$65,528
December	\$72,028	\$63,596
January		
February		
March		
April		
May		
June		
TOTAL	\$480,027	\$414,888

Solid Waste Hauling Costs



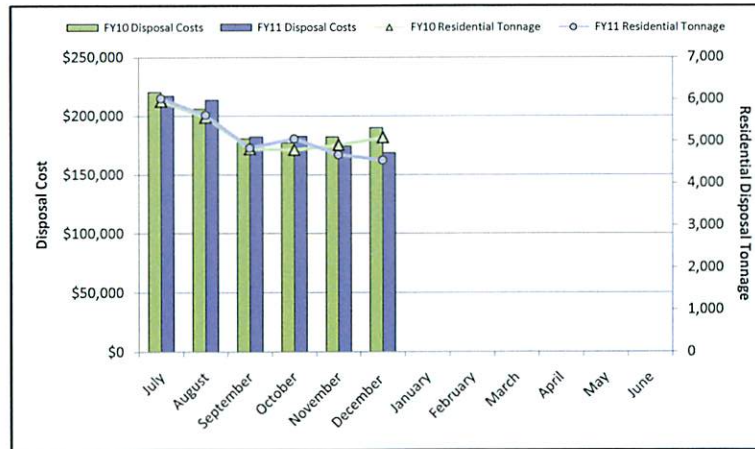
Number of Pulls

Month	FY10 Pulls	FY11 Pulls
July	684	541
August	594	514
September	658	494
October	555	520
November	536	467
December	541	452
January		
February		
March		
April		
May		
June		
TOTAL	3,568	2,988

Solid Waste Disposal Costs

Month	FY10 Disposal Costs	FY11 Disposal Costs
July	\$220,407	\$217,172
August	\$205,956	\$213,562
September	\$180,565	\$182,197
October	\$177,092	\$182,803
November	\$182,131	\$174,222
December	\$189,815	\$168,502
January		
February		
March		
April		
May		
June		
TOTAL	\$1,155,966	\$1,138,457

Solid Waste Disposal Cost



Total County Residential Tonnage Disposal

Month	FY10 Residential Tonnage	FY11 Residential Tonnage
July	5,955	6,018
August	5,574	5,620
September	4,816	4,840
October	4,798	5,058
November	4,915	4,681
December	5,088	4,548
January		
February		
March		
April		
May		
June		
TOTAL	31,145	30,765

Solid Waste Hauling and Disposal Budgets Status

	FY10 Through December	FY11 Through December	FY10 % Expended	FY11 % Expended
Hauling Costs	\$480,027	\$414,888	46%	40%
Disposal Costs	\$1,155,966	\$1,138,457	39%	40%

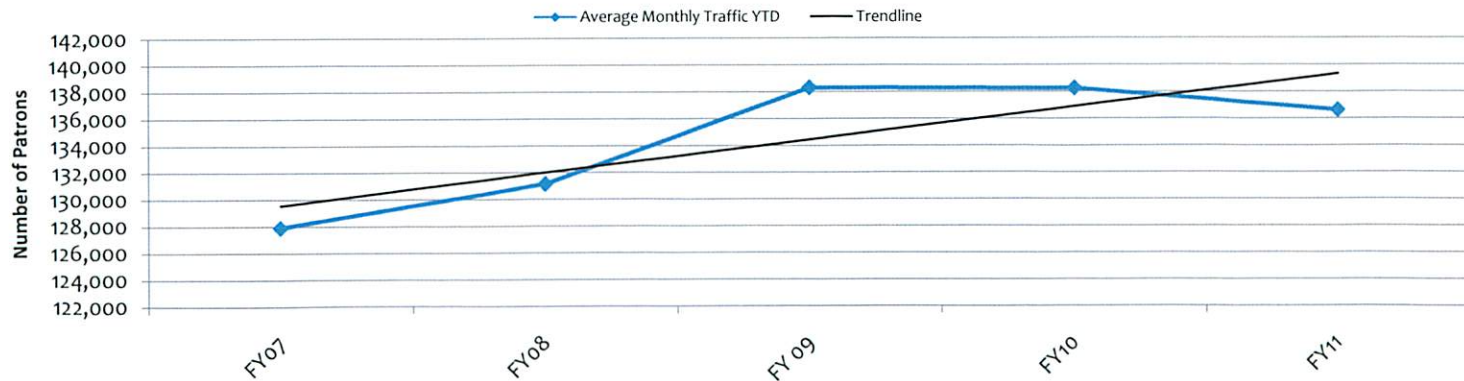
Solid Waste and Recycling Division Monthly Update
 December Fiscal Year 2011
 Distributed to the Solid Waste and Recycling Board of Beaufort County

Monthly Convenience Center Total Traffic Information

	December FY 10	December FY 11
Hilton Head	24,982	30,507
Bluffton	25,206	26,876
Lobeco	7,172	7,505
Sheldon	1,523	1,288
Big Estate	1,260	1,044
Shanklin	11,140	10,461
Gate	13,853	14,075
St. Helena	17,514	26,643
Coffin Point	1,295	1,621
Cuffy	1,212	1,105
Pritchardville	8,995	14,673
Lady's Island	7,618	
Total Traffic for ALL Convenience Centers	121,770	135,798

* Traffic Data Using Road Counters at Large Stations and Attendant Counts at Smaller Stations

Average Monthly Traffic YTD by Fiscal Year

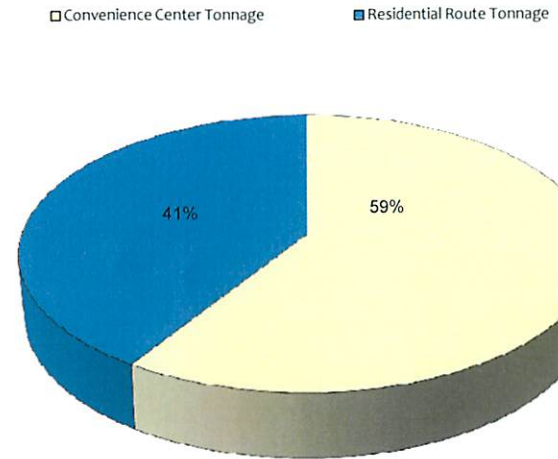


Solid Waste and Recycling Division Monthly Update
December Fiscal Year 2011
Distributed to the Solid Waste and Recycling Board of Beaufort County

Recycling Activity by Solid Waste District

Solid Waste District	Convenience Center Tonnage	Residential Route Tonnage	Overall County Tonnage by District	Commercial Tonnage
District 1 City of Beaufort		57.08	57.08	0.00
District 2 Town of Port Royal		1.73	0.00	0.00
District 3 Town of Hilton Head	130.38	45.65	176.03	8.47
District 4 Town of Bluffton	97.18	10.40	107.58	0.00
District 5 Sheldon Township	0.00	2.86	2.86	0.00
District 6 Unincorporated Port Royal Island	41.02	0.00	41.02	0.00
Solid Waste District 7 Unincorporated Lady's Island	0.00	0.37	0.37	0.00
Solid Waste District 8 St. Helena & Islands East	65.09	0.00	65.09	0.00
Solid Waste District 9 Unincorporated Bluffton Township	30.42	133.00	163.42	0.00
Daufuskie	0.00	0.46	0.46	
OVERALL COUNTY TONNAGE	364.09	251.55	615.64	8.47
COUNTY TONNAGE PLUS NEWSPAPER	86.72	0.00	702.36	

Monthly Comparison of Residential Recycling Sources



YTD Residential Recycling Tonnage

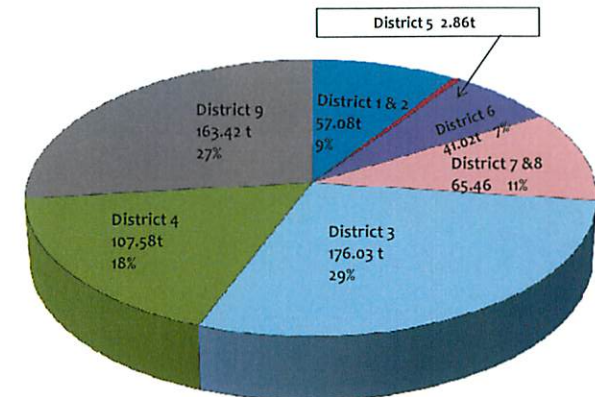
	Convenience Center Tonnage	Residential Route Tonnage	YTD Residential Tonnage
YTD Residential Tonnage	1,949.52	1,382.84	3,332.36
YTD Residential Tonnage + Newspaper			3,776.64

Fiscal Year Overall County Recycling Tonnage & Services Comparison

Month	FY 10 Recycling Tonnage	FY 11 Recycling Tonnage	FY 10 Recycling Services Cost	FY 11 Recycling Services Cost
July	523.11	606.24	\$37,755	\$17,770
August	560.40	612.70	\$30,236	\$15,969
September	586.71	621.04	\$29,183	\$23,424
October	569.56	586.96	\$32,600	\$25,297
November	590.49	647.34	\$24,651	\$20,410
December	684.70	702.36	\$25,283	\$20,878
January				
February				
March				
April				
May				
June				
TOTAL	3,515	3,777	\$179,708	\$123,747

Residential Tonnage + Newspaper Tonnage NO Commercial Tonnage

Overall County Tonnage Comparison by District



Solid Waste Recycling Budget Status

	FY10 Through December	FY11 Through December	FY10 % Expended YTD	FY11 % Expended YTD
Recycling Services	\$179,708	\$123,747	48%	31%

Solid Waste and Recycling Division Monthly Update

Fiscal Year 2011

Distributed to the Solid Waste and Recycling Board of Beaufort County

Fiscal Year 11 Recycling Revenue

Month/Year	Charleston Steel	SP Recycling	Santee Cooper	Interstate Batteries
Jul-10		\$4,503	\$1,080	\$119
Aug-10	\$67,227	\$4,091	\$1,152	\$98
Sep-10		\$4,594	\$585	\$148
Oct-10		\$5,078	\$1,866	\$140
Nov-10	\$60,693	\$5,176	\$1,142	\$140
Dec-10		\$7,163	\$2,198	\$182
Jan-11				
Feb-11				
Mar-11				
Apr-11				
May-11				
Jun-11				
Sub Totals	\$127,920	\$30,606	\$8,022	\$827
GRAND TOTAL TO DATE				\$167,375

Fiscal Year 11 MRF Credit

Month/Year	Waste Management (MRF) *credit towards processing costs
Jul-10	\$20,871
Aug-10	\$20,247
Sep-10	\$10,725
Oct-10	\$10,983
Nov-10	\$15,498
Dec-10	\$18,267
Jan-11	
Feb-11	
Mar-11	
Apr-11	
May-11	
Jun-11	
Total	\$96,591

t = tons

DECEMBER FISCAL YEAR 11 SW&R BY DISTRICT

- ★ Land Fills
 - Citizen Convenience Centers
 - ▲ Un-manned Citizen Convenience Center
- Solid Waste Districts**
- 1 City of Beaufort
 - 2 Town of Port Royal
 - 3 Hilton Head Island
 - 4 Town of Bluffton
 - 5 Sheldon Township
 - 6 Unincorporated Port Royal Island
 - 7 Unincorporated Lady's Island
 - 8 St Helena Island & Islands East
 - 9 Unincorporated Bluffton Township

Solid Waste District 5
 MSW & Bulky = 180.17 t
 Yard Waste = 7.00 t
 C&D = 0.25 t
 Recycling = 2.86 t

Solid Waste District 1
 MSW & Bulky = 383.43 t
 Yard Waste = 125.47 t
 C&D = 7.29 t
 *Recycling = 57.08 t
 *Combined SW Districts 1 & 2

Solid Waste District 7
 MSW & Bulky = 171.93 t
 Yard Waste = 3.74 t
 C&D = 16.05 t
 Recycling = 0.37 t

Solid Waste District 6
 MSW & Bulky = 461.39 t
 Yard Waste = 39.09 t
 C&D = 9.55 t
 Recycling = 41.02 t

Solid Waste District 8
 MSW & Bulky = 361.67 t
 Yard Waste = 39.59 t
 C&D = 59.11 t
 Recycling = 65.09 t

Solid Waste District 9
 MSW & Bulky = 803.29 t
 Yard Waste = 18.58 t
 C&D = 5.85 t
 *Recycling Total= 163.42 t
 *See SW District 4 Overlap btwn Districts

Solid Waste District 2
 MSW & Bulky = 134.68 t
 Yard Waste = 85.62 t
 C&D = 0.00 t
 Recycling = *See SW District 1

Solid Waste District 4
 MSW & Bulky = 424.34 t
 Yard Waste = 59.50 t
 C&D = 89.59 t
 *Recycling = 107.58 t
 * See SW District 9 Overlap btwn Districts




Solid Waste District 3
 MSW & Bulky = 996.74 t
 Yard Waste = 52.50 t
 C&D = 0.01 t
 Recycling = 176.03 t

Daufuskie
 MSW & Bulky = 11.46 t
 Recycling = 0.46 t

Oakwood Landfill
 ★ Green Space Incinerator
 Hickory Hill Landfill
 ★ Material Recycling Facility

*Beaufort County
 Solid Waste Districts*

Prepared by
 Beaufort County
 GIS Division
 Printed July 20, 2009


Recycling Activity by Solid Waste District

Fiscal Year 11	DISTRICT 1 & 2	DISTRICT 3			DISTRICT 4			DISTRICT 5		
	Residential Route Recycling Tonnage	Convenience Center Recycling Tonnage	Residential Route Recycling Tonnage	Residential Total Tonnage (CC + RR)	Convenience Center Recycling Tonnage	Residential Route Recycling Tonnage	Residential Total Tonnage (CC + RR)	Convenience Center Recycling Tonnage	Residential Route Recycling Tonnage	Residential Total Tonnage (CC + RR)
Recycling										
Jul-10	58.01	124.76	46.98	171.74	80.20	41.21	121.41	0.00	1.60	1.60
Aug-10	77.79	110.85	50.28	161.13	95.61	47.32	142.93	0.00	0.00	0.00
Sep-10	59.48	107.10	61.93	169.03	80.31	46.43	126.74	0.00	1.09	1.09
Oct-10	43.05	114.40	39.69	154.09	82.58	13.12	95.70	4.76	0.00	4.76
Nov-10	67.80	120.52	40.52	161.04	93.04	17.40	110.44	0.00	1.43	1.43
Dec-10	58.81	130.38	45.65	176.03	97.18	10.40	107.58	0.00	2.86	2.86
Jan-11										
Feb-11										
Mar-11										
Apr-11										
May-11										
Jun-11										
Fiscal Year 11 Total	364.94	708.01	285.05	993.06	528.92	175.88	704.80	4.76	6.98	11.74

Fiscal Year 11	DISTRICT 6			DISTRICT 7	DISTRICT 8			DISTRICT 9			DAUFUSKIE (9A)
	Convenience Center Recycling Tonnage	Residential Route Recycling Tonnage	Residential Total Tonnage (CC + RR)	Residential Route Recycling Tonnage	Convenience Center Recycling Tonnage	Residential Route Recycling Tonnage	Residential Total Tonnage (CC + RR)	Convenience Center Recycling Tonnage	Residential Route Recycling Tonnage	Residential Total Tonnage (CC + RR)	Residential Route Recycling Tonnage
Recycling											
Jul-10	40.45	0.00	40.45	0.77	59.52	0.00	59.52	29.19	60.30	89.49	0.00
Aug-10	27.99	0.00	27.99	0.52	59.60	1.04	60.64	27.28	53.90	81.18	0.00
Sep-10	29.14	0.00	29.14	1.00	46.93	0.00	46.93	28.35	82.71	111.06	0.00
Oct-10	26.66	0.00	26.66	1.10	55.26	0.00	55.26	29.00	102.24	131.24	0.00
Nov-10	30.99	0.00	30.99	0.21	52.01	0.00	52.01	28.93	112.37	141.30	0.00
Dec-10	41.02	0.00	41.02	0.37	65.09	0.00	65.09	30.42	133.00	163.42	0.46
Jan-11											
Feb-11											
Mar-11											
Apr-11											
May-11											
Jun-11											
Fiscal Year 11 Total	196.25	0.00	196.25	3.97	338.41	1.04	339.45	173.17	544.52	717.69	0.46
Fiscal Year 11 YTD Total for ALL Solid Waste Districts * Does not include Newspaper *											3,332.36

Solid Waste and Recycling Division Monthly Update
November Fiscal Year 2011
Distributed to the Solid Waste and Recycling Board of Beaufort County

Solid Waste Overall County Convenience Center Tonnage

	November FY10	November FY11
Household & Bulky	1,963.57	1,757.53
Yard Waste	354.71	301.17
Construction & Demolition (C&D)	140.48	68.52
TOTAL Convenience Center Tonnage	2,458.76	2,127.22
% of All Residential Disposal from CC	50.03%	45.45%

Solid Waste Overall County Residential Route Tonnage

	November FY10	November FY11
Household & Bulky	2,238.01	2,297.89
Yard Waste	147.33	176.57
Construction & Demolition (C&D)	70.64	78.86
TOTAL Residential Route Tonnage	2,455.98	2,553.32
% of All Residential Disposal from Residential Route	49.97%	54.55%

Overall Solid Waste Activity by Solid Waste District

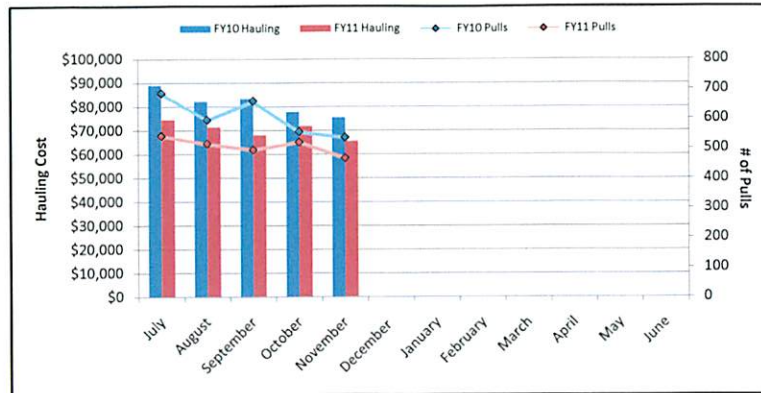
Solid Waste District	MSW & Bulky	Yard Waste	C&D	Total District Tonnage
District 1 City of Beaufort	373.58	84.08	7.91	465.57
District 2 Town of Port Royal	106.26	81.11	19.86	207.23
District 3 Town of Hilton Head	1,107.20	63.17	0.00	1,170.37
District 4 Town of Bluffton	410.12	70.00	10.40	490.52
District 5 Sheldon Township	175.40	7.00	0.00	182.40
District 6 Unincorporated Port Royal Island	472.13	66.76	18.43	557.32
District 7 Unincorporated Lady's Island	179.61	7.74	25.70	213.05
District 8 St. Helena & Islands East	419.09	80.38	64.94	564.41
District 9 Unincorporated Bluffton Township	801.93	17.50	0.14	819.57
Daufuskie	10.10	0.00	0.00	10.10
MONTHLY OVERALL COUNTY TONNAGE	4,055.42	477.74	147.38	4,680.54
YTD OVERALL COUNTY TONNAGE	22,142.00	3,018.06	1,056.72	26,216.78

Solid Waste and Recycling Division Monthly Update
November Fiscal Year 2011
Distributed to the Solid Waste and Recycling Board of Beaufort County

Solid Waste Hauling Costs

Month	FY10 Hauling	FY11 Hauling
July	\$88,988	\$74,597
August	\$82,267	\$71,381
September	\$83,326	\$68,031
October	\$77,858	\$71,756
November	\$75,562	\$65,528
December		
January		
February		
March		
April		
May		
June		
TOTAL	\$408,000	\$351,292

Solid Waste Hauling Costs



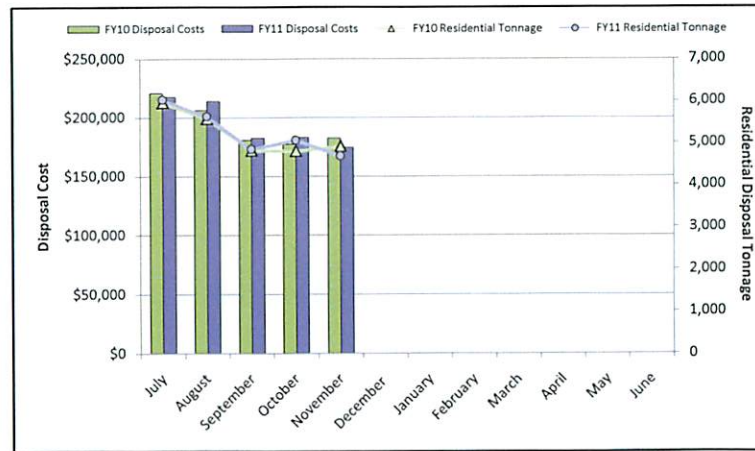
Number of Pulls

Month	FY10 Pulls	FY11 Pulls
July	684	541
August	594	514
September	658	494
October	555	520
November	536	467
December		
January		
February		
March		
April		
May		
June		
TOTAL	3,027	2,536

Solid Waste Disposal Costs

Month	FY10 Disposal Costs	FY11 Disposal Costs
July	\$220,407	\$217,172
August	\$205,956	\$213,562
September	\$180,565	\$182,197
October	\$177,092	\$182,803
November	\$182,131	\$174,222
December		
January		
February		
March		
April		
May		
June		
TOTAL	\$966,151	\$969,955

Solid Waste Disposal Cost



Total County Residential Tonnage Disposal

Month	FY10 Residential Tonnage	FY11 Residential Tonnage
July	5,955	6,018
August	5,574	5,620
September	4,816	4,840
October	4,798	5,058
November	4,915	4,681
December		
January		
February		
March		
April		
May		
June		
TOTAL	26,057	26,217

Solid Waste Hauling and Disposal Budgets Status

	FY10 Through November	FY11 Through November	FY10 % Expended	FY11 % Expended
Hauling Costs	\$408,000	\$351,292	39%	34%
Disposal Costs	\$966,151	\$969,955	32%	34%

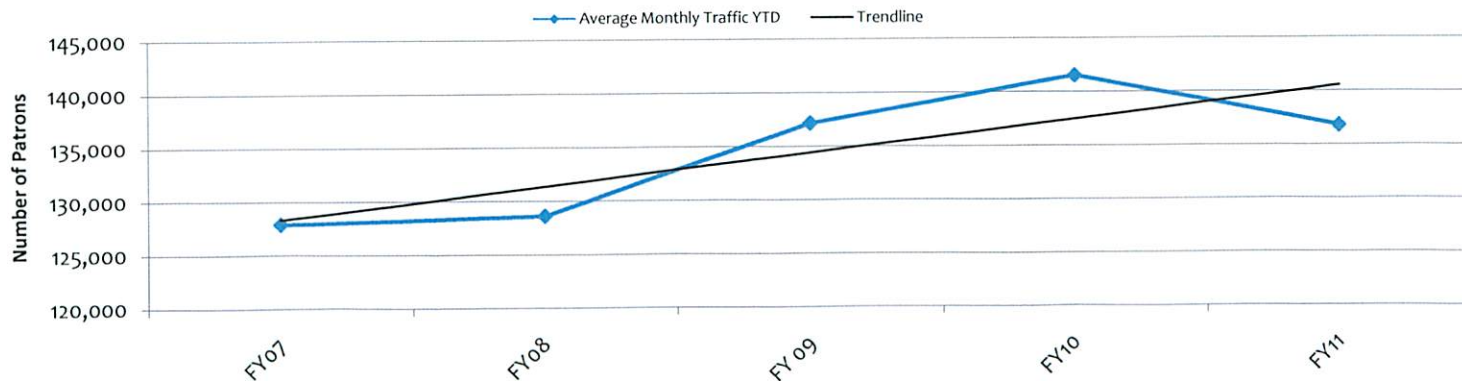
Solid Waste and Recycling Division Monthly Update
 November Fiscal Year 2011
 Distributed to the Solid Waste and Recycling Board of Beaufort County

Monthly Convenience Center Total Traffic Information

	November FY 10	November FY 11
Hilton Head	25,231	25,814
Bluffton	27,628	24,982
Lobeco	6,887	7,222
Sheldon	1,393	1,145
Big Estate	1,341	1,177
Shanklin	10,424	10,875
Gate	13,859	13,831
St. Helena	18,652	24,297
Coffin Point	1,574	1,294
Cuffy	1,231	995
Pritchardville	9,480	12,511
Lady's Island	7,332	
Total Traffic for ALL Convenience Centers	125,032	124,143

* Traffic Data Using Road Counters at Large Stations and Attendant Counts at Smaller Stations

Average Monthly Traffic YTD by Fiscal Year

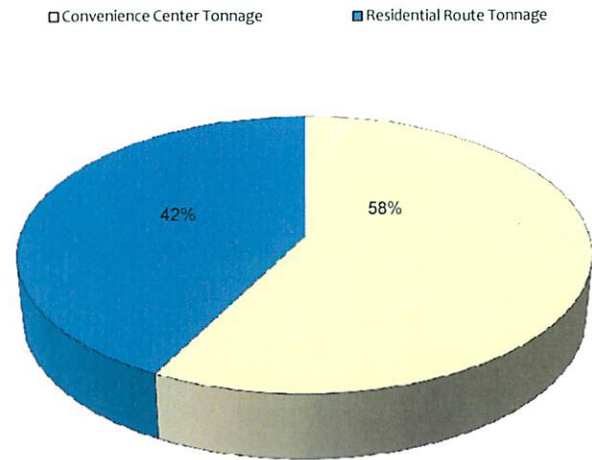


Solid Waste and Recycling Division Monthly Update
November Fiscal Year 2011
Distributed to the Solid Waste and Recycling Board of Beaufort County

Recycling Activity by Solid Waste District

Solid Waste District	Convenience Center Tonnage	Residential Route Tonnage	Overall County Tonnage by District	Commercial Tonnage
District 1 City of Beaufort		67.80	67.80	0.00
District 2 Town of Port Royal		0.00	0.00	0.00
District 3 Town of Hilton Head	120.52	40.52	161.04	8.29
District 4 Town of Bluffton	93.04	17.40	110.44	0.00
District 5 Sheldon Township	0.00	1.43	1.43	0.00
District 6 Unincorporated Port Royal Island	30.99	0.00	30.99	0.00
Solid Waste District 7 Unincorporated Lady's Island	0.00	0.21	0.21	0.00
Solid Waste District 8 St. Helena & Islands East	52.01	0.00	52.01	0.00
Solid Waste District 9 Unincorporated Bluffton Township	28.93	112.37	141.30	0.00
Daufuskie	0.00	0.00	0.00	
OVERALL COUNTY TONNAGE	325.49	239.73	565.22	8.29
COUNTY TONNAGE PLUS NEWSPAPER	82.12	0.00	647.34	

Monthly Comparison of Residential Recycling Sources



YTD Residential Recycling Tonnage

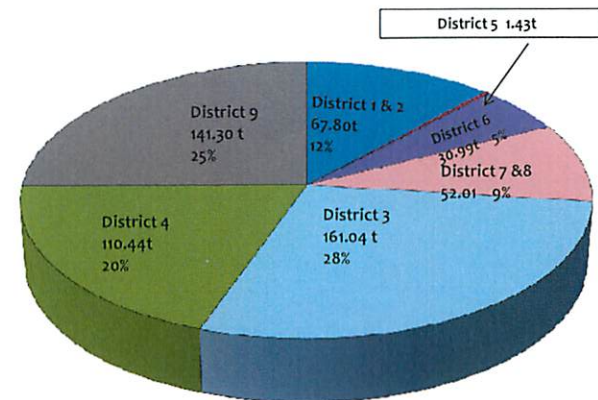
	Convenience Center Tonnage	Residential Route Tonnage	YTD Residential Tonnage
YTD Residential Tonnage	1,585.43	1,131.29	2,716.72
YTD Residential Tonnage + Newspaper			3,074.28

Fiscal Year Overall County Recycling Tonnage & Services Comparison

Month	FY 10 Recycling Tonnage	FY 11 Recycling Tonnage	FY 10 Recycling Services Cost	FY 11 Recycling Services Cost
July	523.11	606.24	\$37,755	\$17,770
August	560.40	612.70	\$30,236	\$15,969
September	586.71	621.04	\$29,183	\$23,424
October	569.56	586.96	\$32,600	\$25,297
November	590.49	647.34	\$24,651	\$20,410
December				
January				
February				
March				
April				
May				
June				
TOTAL	2,830	3,074	\$154,425	\$102,869

Residential Tonnage + Newspaper Tonnage NO Commercial Tonnage

Overall County Tonnage Comparison by District



Solid Waste Recycling Budget Status

	FY10 Through November	FY11 Through November	FY10 % Expended YTD	FY11 % Expended YTD
Recycling Services	\$154,425	\$102,869	41%	26%

Solid Waste and Recycling Division Monthly Update

Fiscal Year 2011

Distributed to the Solid Waste and Recycling Board of Beaufort County

Fiscal Year 11 Recycling Revenue

Month/Year	Charleston Steel	SP Recycling	Santee Cooper	Interstate Batteries
Jul-10		\$4,503	\$1,080	\$119
Aug-10	\$67,227	\$4,091	\$1,152	\$98
Sep-10		\$4,594	\$585	\$148
Oct-10		\$5,078	\$1,866	\$140
Nov-10	\$60,693	\$5,176	\$1,142	\$140
Dec-10				
Jan-11				
Feb-11				
Mar-11				
Apr-11				
May-11				
Jun-11				
Sub Totals	\$127,920	\$23,443	\$5,824	\$645
GRAND TOTAL TO DATE				\$157,832

Fiscal Year 11 MRF Credit

Month/Year	Waste Management (MRF) *credit towards processing costs
Jul-10	\$20,871
Aug-10	\$20,247
Sep-10	\$10,725
Oct-10	\$10,983
Nov-10	\$15,498
Dec-10	
Jan-11	
Feb-11	
Mar-11	
Apr-11	
May-11	
Jun-11	
Total	\$78,324

t = tons

NOVEMBER FISCAL YEAR 11 SW&R BY DISTRICT

- ★ Land Fills
 - Citizen Convenience Centers
 - ▲ Un-manned Citizen Convenience Center
- Solid Waste Districts**
- 1 City of Beaufort
 - 2 Town of Port Royal
 - 3 Hilton Head Island
 - 4 Town of Bluffton
 - 5 Sheldon Township
 - 6 Unincorporated Port Royal Island
 - 7 Unincorporated Lady's Island
 - 8 St Helena Island & Islands East
 - 9 Unincorporated Bluffton Township

Solid Waste District 5
 MSW & Bulky = 175.40 t
 Yard Waste = 7.00 t
 C&D = 0.00 t
 Recycling = 1.43 t

Solid Waste District 1
 MSW & Bulky = 373.58 t
 Yard Waste = 84.08 t
 C&D = 7.91 t
 *Recycling = 67.80 t
 *Combined SW Districts 1 & 2

Solid Waste District 7
 MSW & Bulky = 179.61 t
 Yard Waste = 7.74 t
 C&D = 25.70 t
 Recycling = 0.21 t

Solid Waste District 6
 MSW & Bulky = 472.13 t
 Yard Waste = 66.76 t
 C&D = 18.43 t
 Recycling = 30.99 t

Solid Waste District 8
 MSW & Bulky = 419.09 t
 Yard Waste = 80.38 t
 C&D = 64.94 t
 Recycling = 52.01 t

Solid Waste District 9
 MSW & Bulky = 801.93 t
 Yard Waste = 17.50 t
 C&D = 0.14 t
 *Recycling Total= 141.30 t
 *See SW District 4 Overlap btwn Districts

Solid Waste District 2
 MSW & Bulky = 106.26 t
 Yard Waste = 81.11 t
 C&D = 19.86 t
 Recycling = *See SW District 1

Solid Waste District 4
 MSW & Bulky = 410.12 t
 Yard Waste = 70.00 t
 C&D = 10.40 t
 *Recycling = 110.44 t
 * See SW District 9
 Overlap btwn Districts



Solid Waste District 3
 MSW & Bulky = 1,107.20 t
 Yard Waste = 63.17 t
 C&D = 0.00 t
 Recycling = 161.04 t

Daufuskie
 MSW & Bulky = 10.10 t
 Recycling = 0.00 t

Oakwood Landfill
 ★ Green Space Incinerator
 Hickory Hill Landfill
 ★ Material Recycling Facility

*Beaufort County
 Solid Waste Districts*

Prepared by
 Beaufort County
 GIS Division
 Printed July 20, 2009


Recycling Activity by Solid Waste District										
Fiscal Year 11	DISTRICT 1 & 2	DISTRICT 3			DISTRICT 4			DISTRICT 5		
	Residential Route Recycling Tonnage	Convenience Center Recycling Tonnage	Residential Route Recycling Tonnage	Residential Total Tonnage (CC + RR)	Convenience Center Recycling Tonnage	Residential Route Recycling Tonnage	Residential Total Tonnage (CC + RR)	Convenience Center Recycling Tonnage	Residential Route Recycling Tonnage	Residential Total Tonnage (CC + RR)
Recycling										
Jul-10	58.01	124.76	46.98	171.74	80.20	41.21	121.41	0.00	1.60	1.60
Aug-10	77.79	110.85	50.28	161.13	95.61	47.32	142.93	0.00	0.00	0.00
Sep-10	59.48	107.10	61.93	169.03	80.31	46.43	126.74	0.00	1.09	1.09
Oct-10	43.05	114.40	39.69	154.09	82.58	13.12	95.70	4.76	0.00	4.76
Nov-10	67.80	120.52	40.52	161.04	93.04	17.40	110.44	0.00	1.43	1.43
Dec-10										
Jan-11										
Feb-11										
Mar-11										
Apr-11										
May-11										
Jun-11										
Fiscal Year 11 Total	306.13	577.63	239.40	817.03	431.74	165.48	597.22	4.76	4.12	8.88

Fiscal Year 11	DISTRICT 6			DISTRICT 7	DISTRICT 8			DISTRICT 9			DAUFUSKIE (9A)
	Convenience Center Recycling Tonnage	Residential Route Recycling Tonnage	Residential Total Tonnage (CC + RR)	Residential Route Recycling Tonnage	Convenience Center Recycling Tonnage	Residential Route Recycling Tonnage	Residential Total Tonnage (CC + RR)	Convenience Center Recycling Tonnage	Residential Route Recycling Tonnage	Residential Total Tonnage (CC + RR)	Residential Route Recycling Tonnage
Recycling											
Jul-10	40.45	0.00	40.45	0.77	59.52	0.00	59.52	29.19	60.30	89.49	0.00
Aug-10	27.99	0.00	27.99	0.52	59.60	1.04	60.64	27.28	53.90	81.18	0.00
Sep-10	29.14	0.00	29.14	1.00	46.93	0.00	46.93	28.35	82.71	111.06	0.00
Oct-10	26.66	0.00	26.66	1.10	55.26	0.00	55.26	29.00	102.24	131.24	0.00
Nov-10	30.99	0.00	30.99	0.21	52.01	0.00	52.01	28.93	112.37	141.30	0.00
Dec-10											
Jan-11											
Feb-11											
Mar-11											
Apr-11											
May-11											
Jun-11											
Fiscal Year 11 Total	155.23	0.00	155.23	3.60	273.32	1.04	274.36	142.75	411.52	554.27	0.00
Fiscal Year 11 YTD Total for ALL Solid Waste Districts * Does not include Newspaper *											2,716.72