



Annual Comprehensive
Financial Report
BEAUFORT COUNTY, SOUTH CAROLINA
For the Fiscal Year Ended
June 30, 2021

Issued by:
Beaufort County Finance Department
Post Office Box 1228
Beaufort, South Carolina 29901-1228

BEAUFORT COUNTY, SOUTH CAROLINA

ANNUAL COMPREHENSIVE FINANCIAL REPORT FOR THE FISCAL YEAR ENDED JUNE 30, 2021

TABLE OF CONTENTS

Page

Table of Contents i – v

INTRODUCTORY SECTION

Letter of Transmittal vi – x
Certificate of Achievement for Excellence in Financial Reporting xi
Organizational Chart xii
Elected and Appointed Officials xiii

FINANCIAL SECTION

Independent Auditor’s Report 1 – 3
Management’s Discussion and Analysis 4 – 19

Basic Financial Statements:

Government-wide Financial Statements:

Statement of Net Position 20
Statement of Activities 21 and 22

Fund Financial Statements:

Balance Sheet – Governmental Funds 23
Reconciliation of the Governmental Funds Balance
Sheet to the Statement of Net Position 24
Statement of Revenues, Expenditures and Changes in Fund
Balances – Governmental Funds 25
Reconciliation of the Statement of Revenues, Expenditures and Changes in
Fund Balances of Governmental Funds to the Statement of Activities 26
Statement of Net Position – Proprietary Funds 27
Statement of Revenues, Expenses and Changes in
Fund Net Position – Proprietary Funds 28
Statement of Cash Flows – Proprietary Funds 29 and 30
Statement of Fiduciary Net Position – Custodial Funds 31
Statement of Changes in Fiduciary Net Position – Custodial Funds 32
Notes to Financial Statements 33 – 75

BEAUFORT COUNTY, SOUTH CAROLINA

ANNUAL COMPREHENSIVE FINANCIAL REPORT FOR THE FISCAL YEAR ENDED JUNE 30, 2021

TABLE OF CONTENTS (CONTINUED)

Page

FINANCIAL SECTION (CONTINUED)

Required Supplementary Information:

Schedule of Revenues, Expenditures and Changes in Fund Balances – Budget (GAAP Basis) and Actual – General Fund	76 – 78
Schedule of Revenues, Expenditures and Changes in Fund Balances – Budget (GAAP Basis) and Actual – ARPA Fund	79
Schedules of County’s Proportionate Share of the Net Pension Liability – South Carolina Retirement System	80
Schedules of County’s Proportionate Share of the Net Pension Liability – South Carolina Police Officers Retirement System	80
Schedules of County Pension Contributions – South Carolina Retirement System	81
Schedules of County Pension Contributions – South Carolina Police Officers Retirement System.....	81
Schedule of Modified Approach for Airport Infrastructure Assets.....	82

Other Supplementary Information:

Combining and Individual Fund Statements and Schedules:

Schedule of Revenues, Expenditures and Changes in Fund Balances – Budget (GAAP Basis) and Actual – County Wide General Obligation Bonds.....	83
Schedule of Revenues, Expenditures and Changes in Fund Balances – Budget (GAAP Basis) and Actual – Sales Tax Project.....	84
Combining Balance Sheet – Nonmajor Governmental Funds	85
Combining Statement of Revenues, Expenditures and Changes in Fund Balances - Nonmajor Governmental Funds	86
Schedule of Revenues, Expenditures and Changes in Fund Balances – Nonmajor Governmental Funds	87 – 90
Combining Balance Sheet – All Nonmajor Special Revenue Funds	91 and 92
Combining Statement of Revenues, Expenditures and Changes in Fund Balances - All Nonmajor Special Revenue Funds.....	93 and 94
Combining Schedule of Revenues, Expenditures and Changes in Fund Balances – Budget and Actual – All Nonmajor Special Revenue Funds	95 – 101
Combining Balance Sheet – Nonmajor Special Revenue Funds – General Government Programs.....	102 and 103
Combining Statement of Revenues, Expenditures and Changes in Fund Balances - Nonmajor Special Revenue Funds – General Government Programs.....	104 and 105
Combining Schedule of Revenues, Expenditures and Changes in Fund Balances – Nonmajor Special Revenue Funds – General Government Programs.....	106 – 117

BEAUFORT COUNTY, SOUTH CAROLINA

ANNUAL COMPREHENSIVE FINANCIAL REPORT FOR THE FISCAL YEAR ENDED JUNE 30, 2021

TABLE OF CONTENTS (CONTINUED)

Page

FINANCIAL SECTION (CONTINUED)

Other Supplementary Information (Continued):

Combining and Individual Fund Statements and Schedules (Continued):

Combining Balance Sheet – Nonmajor Special Revenue Funds – Public Safety Programs	118
Combining Statement of Revenues, Expenditures and Changes in Fund Balances - Nonmajor Special Revenue Funds – Public Safety Programs	119
Combining Schedule of Revenues, Expenditures and Changes in Fund Balances – Nonmajor Special Revenue Funds – Public Safety Programs	120 – 125
Combining Balance Sheet – Nonmajor Special Revenue Funds – Public Works Programs	126
Combining Statement of Revenues, Expenditures and Changes in Fund Balances - Nonmajor Special Revenue Funds – Public Works Programs	127
Combining Schedule of Revenues, Expenditures and Changes in Fund Balances – Nonmajor Special Revenue Funds – Public Works Programs	128 – 133
Combining Balance Sheet – Nonmajor Special Revenue Funds – Public Health Programs	134
Combining Statement of Revenues, Expenditures and Changes in Fund Balances - Nonmajor Special Revenue Funds – Public Health Programs	135
Combining Schedule of Revenues, Expenditures and Changes in Fund Balances – Nonmajor Special Revenue Funds – Public Health Programs	136 – 138
Combining Balance Sheet – Nonmajor Special Revenue Funds – Public Welfare Programs	139
Combining Statement of Revenues, Expenditures and Changes in Fund Balances - Nonmajor Special Revenue Funds – Public Welfare Programs	140
Combining Schedule of Revenues, Expenditures and Changes in Fund Balances – Nonmajor Special Revenue Funds – Public Welfare Programs	141 – 145
Combining Balance Sheet – Nonmajor Special Revenue Funds – Cultural and Recreation Programs	146 and 147
Combining Statement of Revenues, Expenditures and Changes in Fund Balances - Nonmajor Special Revenue Funds – Culture and Recreation Programs	148
Combining Schedule of Revenues, Expenditures and Changes in Fund Balances – Nonmajor Special Revenue Funds – Cultural and Recreation Programs	149 – 155
Balance Sheet – Nonmajor Debt Service Fund	156

BEAUFORT COUNTY, SOUTH CAROLINA

ANNUAL COMPREHENSIVE FINANCIAL REPORT FOR THE FISCAL YEAR ENDED JUNE 30, 2021

TABLE OF CONTENTS (CONTINUED)

Page

Other Supplementary Information (Continued):

Combining and Individual Fund Statements and Schedules (Continued):

Combining Statement of Revenues, Expenditures and Changes in Fund Balances -

Nonmajor Debt Service Fund..... 157

Combining Schedule of Revenues, Expenditures and Changes in Fund

Balances – Budget and Actual – Nonmajor Debt Service Fund 158

Combining Balance Sheet – All Nonmajor Capital Projects Funds..... 159 and 160

Combining Schedule of Revenues, Expenditures and Changes in Fund

Balances – All Nonmajor Capital Projects Funds 161 and 162

Combining Statement of Fiduciary Net Position – Custodial Funds..... 163 – 172

Combining Statement of Changes in Fiduciary Net Position – Custodial Funds..... 173 – 182

Uniform Schedule of Court Fines, Assessments and Surcharges

(per ACT 96) 183 and 184

Alcohol and Drug Abuse Programs – Profit and Loss Statement..... 185 and 186

Daufuskie Ferry Schedule of Budgeted to Actual South Carolina Department of

Transportation – State Mass Transit Funds (SMTF)..... 187

STATISTICAL SECTION

Net Position by Component..... 188

Changes in Net Position 189 – 191

Fund Balances – Governmental Funds..... 192

Changes in Fund Balances – Governmental Funds 193

Assessed Value and Market Value of Taxable Property 194

Property Tax Millages – All Overlapping Governments..... 195

Property Tax Levies and Collections 196

Ten Largest Taxpayers..... 197

Ratios of General Bonded Debt Outstanding..... 198

Computation of Legal Debt Margin..... 199

Legal Debt Margin Detail..... 200

Ratios of Outstanding Debt by Type..... 201

Computation of Direct and Overlapping Governmental Activities Debt 202

Demographic and Economic Statistics 203

Principal Employers 204

Full-time Equivalent Employees by Function..... 205

Capital Asset Statistics by Function 206

Operating Indicators by Function 207

BEAUFORT COUNTY, SOUTH CAROLINA
ANNUAL COMPREHENSIVE FINANCIAL REPORT
FOR THE FISCAL YEAR ENDED JUNE 30, 2021

TABLE OF CONTENTS (CONTINUED)

Page

COMPLIANCE SECTION

Independent Auditor’s Report on Internal Control over Financial Reporting and on Compliance and Other Matters Based on an Audit of the Financial Statements Performed in Accordance with <i>Government Auditing Standards</i>.....	208 and 209
Independent Auditor’s Report on Compliance for Each Major Federal Program and Report on Internal Control over Compliance Required by the Uniform Guidance	210 – 212
Schedule of Expenditures of Federal Awards	213 and 214
Notes to the Schedule of Expenditures of Federal Awards.....	215
Schedule of Findings and Questioned Costs.....	216 and 217
Schedule of Prior Year Findings.....	218 and 219

INTRODUCTORY SECTION



County Council of Beaufort County
Multi-Government Center ♦ 100 Ribaut Road
Post Office Drawer 1228
Beaufort, South Carolina 29901-1228
Telephone (843) 255-1000 FAX (843) 255-9422

January 19, 2022

To the Chairman, Members of Beaufort County Council,
And Citizens of Beaufort County
Beaufort, South Carolina

Presented herein is the Annual Comprehensive Financial Report of Beaufort County, South Carolina (the "County") for the fiscal year ended June 30, 2021. This report has been prepared by the County's Finance Department, and the responsibility for both the accuracy of the presented data and the completeness and fairness of the presentation, including all disclosures, rests with the County. We believe the data, as presented, is accurate in all material aspects; that it is presented in a manner designed to fairly set forth the financial position and results of operations of the County as measured by the financial activity of its various funds; and that all disclosures necessary to enable the reader to gain the maximum understanding of the County's financial affairs are included.

Management assumes full responsibility for the completeness and reliability of the information contained in this report, based upon a comprehensive framework of internal control that it has established for this purpose. Because the cost of internal control should not exceed anticipated benefits, the objective is to provide reasonable, rather than absolute, assurance that the financial statements are free of any material misstatements.

Mauldin & Jenkins LLC, a firm of licensed certified public accountants, has issued an unmodified ("clean") opinion on the County's financial statements for the year ended June 30, 2021. The independent auditor's report is located at the front of the financial section of this report.

Management's discussion and analysis ("MD&A") immediately follows the independent auditor's report and provides a narrative introduction, overview, and analysis of the basic financial statements. The MD&A complements this letter of transmittal and should be read in conjunction with it.

PROFILE OF LOCAL GOVERNMENT

Beaufort County, which was founded in 1769, operates under the Council/Administrator form of government with Council members elected for four-year terms from each of the eleven single-member districts. This report includes all funds of Beaufort County that are controlled by this governing body, and are considered to be the "reporting entity" known as Beaufort County. The services provided by this reporting entity, and therefore reflected in this financial report, include, but are not limited to: General Government (general administrative services, tax assessment and collection, courts and criminal justice administration, economic development); Public Safety (law enforcement, detention center, emergency medical services, emergency management, building codes enforcement, animal services); Public Works (facilities and grounds maintenance, roads and drainage, engineering, solid waste); Public Health (mosquito control, alcohol and drug abuse programs, disabilities and special needs programs, various subsidies); Public Welfare (veterans services, social services, various subsidies); and Cultural and Recreation (library, parks and recreational services, education subsidies).

In light of GASB Statement 61, *The Financial Reporting Entity*, the County has excluded the school district, the various public service districts, the fire districts, and the municipalities located within its boundaries as County Council does not exercise oversight responsibility, and accordingly each entity has sufficient discretion in the management of its own affairs. The County Treasurer does collect property taxes and other forms of revenue on behalf of these other political entities. The results of the fiduciary responsibility are reported on the combined financial statements as Custodial Funds.

LOCAL ECONOMY

Beaufort County is located in the southeastern corner of the State of South Carolina, known as the “Lowcountry.” With a total area of approximately 923 square miles, of which approximately 576 square miles or 62% is land and approximately 347 square miles or 38% is water, it is bordered to the south and east by the Atlantic Ocean, to the west by Jasper County, and to the north by Hampton and Colleton Counties. Beaufort County stretches nearly 30 miles along the Atlantic Ocean and includes 64 major islands and hundreds of small islands.

The County is one of the fastest growing areas in South Carolina, with an estimated population of 187,117 in 2020, up from 162,233 in 2011 and 89,273 in 1991. The County is a center for tourism, retirement and the associated services, and the military in South Carolina. The County has a balanced and very stable economy, created by a diversity of public and private employers, with the unemployment rate well below the statewide average and that of the neighboring counties. The local tax base has grown an average of approximately 2% per year over the last five years (discounting the reassessment years).

In addition to the established resort community of Hilton Head Island, there are several major developments established in southern Beaufort County. These developments include Sun City Hilton Head, with more than 15,000 residents expected at build-out; Spring Island, Callawassie Island, Colleton River Plantation, Belfair, Berkeley Hall, Palmetto Bluff and Westbury Park. As expected, these developments have sparked an increase in commercial construction along the Highway 278 corridor, including a Home Depot, a Lowe’s, an expanded Factory Outlet Mall, a Dick’s Sporting Goods store, a Target department store, Sam’s Club Wholesale store, Wal-mart and several major supermarkets. Likewise, in northern Beaufort County, communities continue to develop at Dataw Island, Lady’s Island, Cat Island, Brays Island, and Habersham and throughout the City of Beaufort, as well as the Town of Port Royal.

Beaufort County is also the location for three major military installations, the U.S. Marine Corps Recruit Depot located at Parris Island, the Marine Corps Air Station-Beaufort, and the Beaufort Naval Hospital. These locations have benefited by the Department of Defense closing certain other military bases in the nation.

MAJOR INITIATIVES

Our number one goal is to make sure that Beaufort County remains financially sound and that we maintain a respectable contingency account to take care of the true emergencies that do arise from time to time; and to provide for a sufficient fund balance to enable our cash flow to carry us through those months prior to the billing and collection of property tax revenues. We have taken a systematic, businesslike approach to the running of Beaufort County. Additionally, we want to preserve our current “Aa1” Moody’s and “AA+” Standard & Poor’s bond ratings.

In December 2018, the County formally adopted written financial policy guidelines. This document provides policies and guidance for the County's operating budget, capital improvement projects ("CIP") budget, financial reserves including the general fund and debt service fund and a cash management and investment policy.

In December 1997, the County adopted a Comprehensive Plan for Beaufort County. A portion of this plan is a comprehensive land use study which proposes various "preservation areas and greenways". As a result, the County taxpayers approved five bond referendums totaling \$160,000,000 for the purchase of rural and critical lands. The County has issued the entire \$160 million of General Obligation bonds approved by the referendums. The County had expenditures of \$1,796,954 for this initiative during fiscal year 2021. The Comprehensive Plan was adopted again on November 15, 2021.

In November 2006, County voters approved a 1% sales tax referendum, with the proceeds, along with County road impact fees, funding various major road projects throughout Beaufort County. This 1% sales tax ended in 2013. These projects include the expansion of the Bluffton Parkway, Boundary Street improvements and the widening of South Carolina Highway 170. In addition to the sales tax and impact fee revenue, the County has obtained partial grant funding for these projects as well. The County had expenditures of \$78,791 for these projects during fiscal year 2021.

In November 2018, County voters approved a 1% sales tax referendum that became effective in May 2019 and will be in place for four years, or until a total of \$120 million in resulting revenue has been collected. This revenue will fund the repair and/or replacement of the Hilton Head Island bridge, roadway traffic improvements between the Woods Memorial Bridge and the Chowan Creek Bridge as outlined in the Lady's Island Corridor Study dated May 19, 2017, and install and repair sidewalks and multi-use pathways at multiple locations within Beaufort County to provide safe walking routes to schools and improved access to residential communities. The County collected a total of \$100,365,137 in sales tax from the referendum. The related expenditures for these projects in 2021 were \$1,548,673. Due to strong collections since inception, the County anticipates full collection and thus, early retirement of this tax by December 31, 2021.

LONG-TERM FINANCIAL PLANNING

In November 2014, the County issued \$19,450,000 of general obligation bonds bearing interest rates of 2.0% to 3.25% and with varying maturity dates through 2034. The proceeds of these bonds are currently being used for various planned facility upgrades including roof replacements, HVAC replacement, technology upgrades, a new Animal Services Facility that is centrally located within the County, as well as Hilton Head Island Airport Projects. The County had expenditures of \$20,000 for these projects during fiscal year 2021.

In March 2016, the County issued \$17,950,000 of general obligation advance refunding bonds bearing interest rates of 2.0% to 4.0% and with varying maturity dates through 2027. The bond proceeds were used to advance refund \$18,375,000 of outstanding 2007A general obligation bonds which had interest rates ranging from 4.0% to 4.75%.

In 2017, the County issued \$51,000,000 of general obligation bonds bearing interest rates of 3.13% to 5% and with varying maturity dates through 2037. \$31 million of the proceeds of these bonds will be used for various County and Stormwater Utility capital projects and \$20 million of the proceeds of these bonds will be used for the County's rural and critical land projects, as approved by referendum in November 2014. During fiscal year 2021, the County had expenditures of \$5,514,090 related to the capital projects funded by these bonds.

In 2019, the County issued \$11.25 million of general obligation bonds bearing interest rates of 2.75% to 5% and with varying maturity dates through 2039. The proceeds of these bonds will be used to replace and repair critical County facilities at the main administration building in Beaufort, South Carolina, security upgrades to the County's detention center, and improve information technology infrastructure. During fiscal year 2021, the County had expenditures of \$2,775,850 related to the capital projects funded by these bonds.

In August of 2020 the County issued \$36,775 million of general obligation bonds bearing interest rates of 1% to 5% and with various maturity rates through 2040. \$25 million of these bonds will be used to purchase real property in the County's Rural and Critical Land Program. The remaining \$11,775 million will be used to improve information technology infrastructure, construction of the Arthur Horne Building, purchase of a material recovery facility (MuRF), and renovations to the detention center. During fiscal year 2021, the County had expenditures of \$3,653,413 related to the capital projects funded by these bonds.

In May of 2021, the County transferred \$5,462,298 from the General Fund - Fund Balance to the Debt Service fund to defease the general obligation bond issued in 2012. The prepayment eliminated future interest payments of approximately \$3.63 million.

In June of 2021, the County refinanced the general obligation bond issued in 2011. The refinancing will result in a gross savings of \$1.35 million.

During fiscal year 2021, the County hired a consultant to conduct a facilities master plan for the major County facilities that house various administrative offices. The County is in the process of updating its capital project plan for which future debt will likely be incurred. There were 3 Options: Option 1 probable cost total \$194,984,332, Option 2 probable cost total \$329,581,994, and Option 3 probable cost total \$312,321,441.

In addition, the County is working with an outside firm to update its compensation and classification structure in an effort to recruit and retain highly-quality employees. The results of the compensation and classification study were included in the Fiscal Year 2022 operating budget.

RELEVANT FINANCIAL INFORMATION

The management of Beaufort County is responsible for developing and maintaining an internal control structure designed to ensure that the assets of the County are protected from loss, theft, or misuse and to ensure that adequate accounting data is compiled to allow for the preparation of financial statements in conformity with generally accepted accounting principles. The County's accounting system has given consideration to the adequacy of internal accounting controls. Internal accounting controls are designed to provide reasonable, but not absolute, assurance regarding the safeguarding of assets against loss from unauthorized use or disposition and the reliability of financial records for preparing financial statements and maintaining accountability for assets. This concept of reasonable assurance recognizes that the cost of control should not exceed the benefits likely to be derived and that the evaluation of costs and benefits requires estimates and judgments by management. Accordingly, management believes that the County's internal accounting controls adequately safeguard assets and provide reasonable assurance of proper recording of financial transactions.

AWARDS AND ACKNOWLEDGEMENTS

The Government Finance Officers Association of the United States and Canada (“GFOA”) is in the process of reviewing the Certificate of Achievement for Excellence in Financial Reporting to Beaufort County, South Carolina for its annual comprehensive financial report for the fiscal year ended June 30, 2020.


A Certificate of Achievement is valid for a period of one year only. We believe our current annual comprehensive financial report continues to meet the Certificate of Achievement Program’s requirements and we are submitting it to the GFOA to determine its eligibility for another certificate.

State statutes require an annual audit by independent certified public accountants or independent public accountants. The accounting firm of Mauldin & Jenkins LLC was selected and approved by County Council. In addition to meeting the requirements set forth in the statutes, the audit also was designed to meet the requirements of Title 2 U.S. *Code of Federal Regulations* Part 200, *Uniform Administrative Requirements, Cost Principles, and Audit Requirements for Federal Awards* (“Uniform Guidance”). The auditor’s report on the financial statements is included in the financial section of this report. The auditor’s reports, pertinent to the requirements of the Uniform Guidance, are included in the Single Audit Section.

The preparation of this Annual Comprehensive Financial Report could not have been accomplished without the professional and dedicated services of the entire staff of the Finance Department throughout the fiscal year. We sincerely appreciate the efforts of other department heads and their employees who contributed to this report.

Additionally, we would like to express our appreciation to the County Council, County Administrator, Deputy County Administrator and the County legal staff for their continued support and understanding of the benefits of professional financial operations and reporting.

Respectfully submitted,



Raymond “Hayes” Williams, CPA
Chief Financial Officer



Government Finance Officers Association

Certificate of
Achievement
for Excellence
in Financial
Reporting

Presented to

**Beaufort County
South Carolina**

For its Annual Comprehensive
Financial Report
For the Fiscal Year Ended

June 30, 2020

Christopher P. Morill

Executive Director/CEO



Beaufort County

Organization chart



County Council



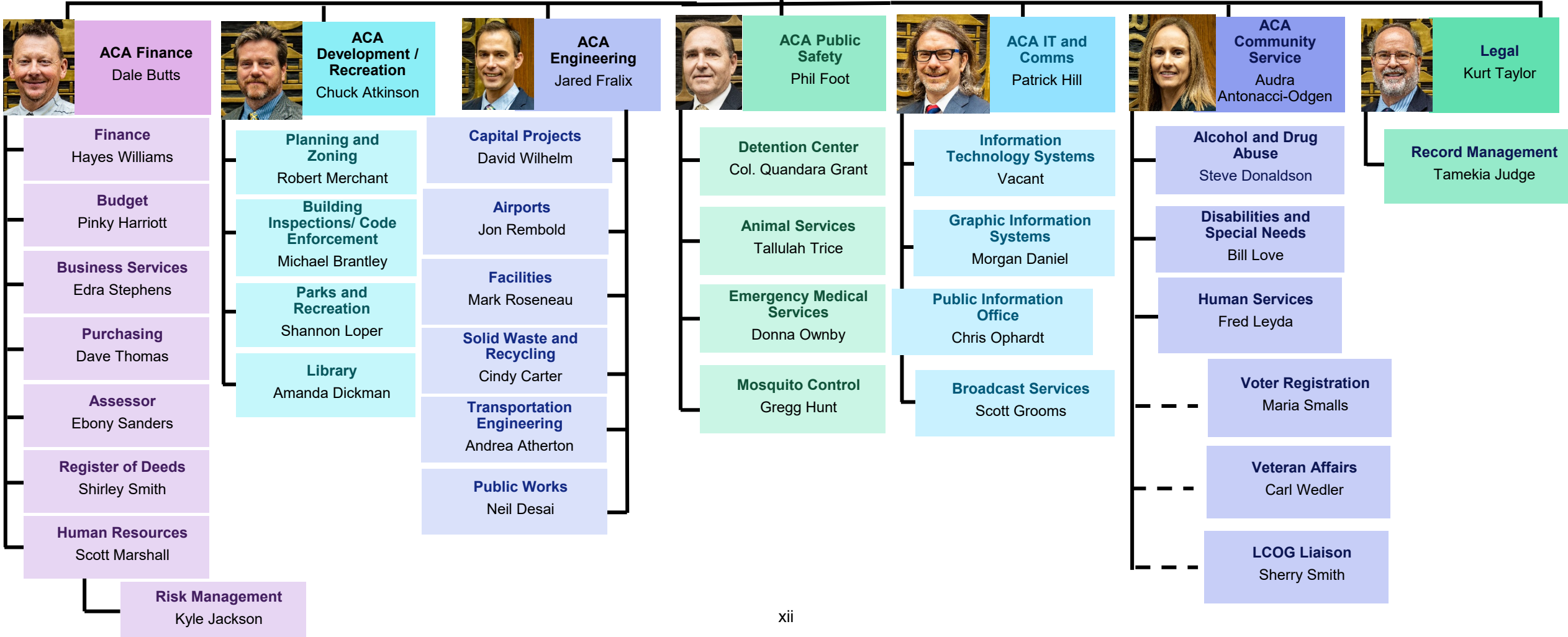
Clerk to Council
Sarah Brock



County Administrator
Eric Greenway



Deputy County Administrator
Whitney Richland



BEAUFORT COUNTY, SOUTH CAROLINA

**ELECTED AND APPOINTED OFFICIALS
FOR THE FISCAL YEAR ENDED JUNE 30, 2021**

COUNTY COUNCIL

Joe Passiment, Chairman

D. Paul Sommerville, Vice – Chairman

Stu Rodman

Gerald Dawson

Brian E. Flewelling

York Glover, Sr.

Chris Hervochon

Alice G. Howard

Mark Lawson

Larry McElynn

Logan Cunningham

COUNTY ADMINISTRATOR

Eric Greenway

DEPUTY COUNTY ADMINISTRATOR

Whitney Richland

CHIEF FINANCIAL OFFICER

Hayes Williams

COUNTY AUDITOR

Jim Beckert

COUNTY TREASURER

Maria Walls, CPA

FINANCIAL SECTION



INDEPENDENT AUDITOR'S REPORT

**County Council
of Beaufort County
Beaufort, South Carolina**

Report on the Financial Statements

We have audited the accompanying financial statements of the governmental activities, the business-type activities, each major fund, and the aggregate remaining fund information of **Beaufort County, South Carolina** (the "County"), as of and for the year ended June 30, 2021, and the related notes to the financial statements, which collectively comprise Beaufort County, South Carolina's basic financial statements as listed in the table of contents.

Management's Responsibility for the Financial Statements

Management is responsible for the preparation and fair presentation of these financial statements in accordance with accounting principles generally accepted in the United States of America; this includes the design, implementation, and maintenance of internal control relevant to the preparation and fair presentation of financial statements that are free from material misstatement, whether due to fraud or error.

Auditor's Responsibility

Our responsibility is to express opinions on these financial statements based on our audit. We conducted our audit in accordance with auditing standards generally accepted in the United States of America and the standards applicable to financial audits contained in *Government Auditing Standards*, issued by the Comptroller General of the United States. Those standards require that we plan and perform the audit to obtain reasonable assurance about whether the financial statements are free from material misstatement.

An audit involves performing procedures to obtain audit evidence about the amounts and disclosures in the financial statements. The procedures selected depend on the auditor's judgment, including the assessment of the risks of material misstatement of the financial statements, whether due to fraud or error. In making those risk assessments, the auditor considers internal control relevant to the entity's preparation and fair presentation of the financial statements in order to design audit procedures that are appropriate in the circumstances, but not for the purpose of expressing an opinion on the effectiveness of the entity's internal control. Accordingly, we express no such opinion. An audit also includes evaluating the appropriateness of accounting policies used and the reasonableness of significant accounting estimates made by management, as well as evaluating the overall presentation of the financial statements.

We believe that the audit evidence we have obtained is sufficient and appropriate to provide a basis for our audit opinions.

Opinions

In our opinion, the financial statements referred to above present fairly, in all material respects, the respective financial position of the governmental activities, the business-type activities, each major fund, and the aggregate remaining fund information of the County as of June 30, 2021, and the respective changes in financial position and, where applicable, cash flows thereof for the year then ended in accordance with accounting principles generally accepted in the United States of America.

Emphasis of Matter

As discussed in Note 14, the County implemented Governmental Accounting Standards Board (“GASB”) Statement No. 84, *Fiduciary Activities*, as of July 1, 2020. This standard significantly changed the accounting for the County’s Fiduciary Funds. Our opinions are not modified with respect to this matter.

Other Matters*Required Supplementary Information*

Accounting principles generally accepted in the United States of America require that the Management’s Discussion and Analysis (on pages 4 – 19), the Schedule of Modified Approach for Airport Infrastructure Assets (on page 82), the Schedule of County’s Proportionate Share of the Net Pension Liability (on page 80), the Schedule of County’s Pension Contributions (on page 81), and the Budgetary Comparison Schedules of the General Fund (on pages 76 – 78) and ARPA Fund (on page 79) be presented to supplement the basic financial statements. Such information, although not a part of the basic financial statements, is required by the GASB who considers it to be an essential part of financial reporting for placing the basic financial statements in an appropriate operational, economic, or historical context. We have applied certain limited procedures to the required supplementary information in accordance with auditing standards generally accepted in the United States of America, which consisted of inquiries of management about the methods of preparing the information and comparing the information for consistency with management’s responses to our inquiries, the basic financial statements, and other knowledge we obtained during our audit of the basic financial statements. We do not express an opinion or provide any assurance on the information because the limited procedures do not provide us with sufficient evidence to express an opinion or provide any assurance.

Other Information

Our audit was conducted for the purpose of forming opinions on the financial statements that collectively comprise the County’s basic financial statements. The introductory section, the combining and individual fund financial statements and schedules, the statistical section, the Alcohol and Drug Abuse Programs Profit and Loss Statement, and the Daufuskie Ferry Schedule of Budgeted to Actual as listed in the table of contents are presented for purposes of additional analysis and are not a required part of the basic financial statements.

The Uniform Schedule of Court Fines, Assessments, and Surcharges (per ACT 96) is presented for purposes of additional analysis as required by the State of South Carolina, and is not a required part of the basic financial statements. The accompanying schedule of expenditures of federal awards is presented for purposes of additional analysis as required Title 2 U.S. *Code of Federal Regulations* (CFR) Part 200, *Uniform Administrative Requirements, Cost Principles, and Audit Requirements for Federal Awards* (the Uniform Guidance), and is also not a required part of the basic financial statements.

The combining and individual fund financial statements and schedules, the Alcohol and Drug Abuse Programs Profit and Loss Statement, the Daufuskie Ferry Schedule of Budgeted to Actual, the Uniform Schedule of Court Fines, Assessments, and Surcharges (per ACT 96), and the schedule of expenditures of federal awards are the responsibility of management and were derived from and relate directly to the underlying accounting and other records used to prepare the basic financial statements. Such information has been subjected to the auditing procedures applied in the audit of the basic financial statements and certain additional procedures, including comparing and reconciling such information directly to the underlying accounting and other records used to prepare the basic financial statements or to the basic financial statements themselves, and other additional procedures in accordance with auditing standards generally accepted in the United States of America. In our opinion, the combining and individual fund financial statements and schedules, the Alcohol and Drug Abuse Programs Profit and Loss Statement, the Daufuskie Ferry Schedule of Budgeted to Actual, the Uniform Schedule of Court Fines, Assessments, and Surcharges (per ACT 96), and the schedule of expenditures of federal awards are fairly stated, in all material respects, in relation to the basic financial statements as a whole.

The introductory and statistical sections have not been subjected to the auditing procedures applied in the audit of the basic financial statements and, accordingly, we do not express an opinion or provide any assurance on them.

Other Reporting Required by Government Auditing Standards

In accordance with *Government Auditing Standards*, we have also issued our report dated January 19, 2022, on our consideration of the County's internal control over financial reporting and on our tests of its compliance with certain provisions of laws, regulations, contracts and grant agreements, and other matters. The purpose of that report is solely to describe the scope of our testing of internal control over financial reporting and compliance and the results of that testing, and not to provide an opinion on the effectiveness of the County's internal control over financial reporting or on compliance. That report is an integral part of an audit performed in accordance with *Government Auditing Standards* in considering the County's internal control over financial reporting and compliance.

Savannah, Georgia
January 19, 2022

Mauldin & Jenkins, LLC

BEAUFORT COUNTY, SOUTH CAROLINA

MANAGEMENT'S DISCUSSION AND ANALYSIS FOR THE FISCAL YEAR ENDED JUNE 30, 2021

As management of Beaufort County, South Carolina (the "County"), we offer the readers of the County's financial statements this narrative overview and analysis of the financial activities of the County for the fiscal year ended June 30, 2021. We encourage the readers to consider the information presented here in conjunction with additional information that we have furnished in our letter of transmittal, which can be found on pages v – ix of this report.

FINANCIAL HIGHLIGHTS

- The assets and deferred outflows of resources of the County exceeded its liabilities and deferred inflows of resources at June 30, 2021 by \$571,610,328 (net position). The County's net position is categorized in three categories. Of the total net position, \$408,309,330 is the County's investment in capital assets less the related debt, \$260,399,114 is restricted for specific purposes and (\$97,098,116) is the County's unrestricted deficit.
- The government's total net position increased by \$93,278,980 during the fiscal year ended June 30, 2021 with an \$87,544,918 increase resulting from governmental activities and a \$5,734,062 increase resulting from business type activities.
- At the close of the current fiscal year, the County's governmental funds reported combined ending fund balances of \$332,067,469, an increase of \$102,229,251 in comparison with the prior year. Approximately 19.82%, \$65,802,045 is available for spending at the government's discretion (unassigned fund balance).
- At the end of the current fiscal year, the County's unassigned fund balance of the general fund was \$65,808,134, or approximately 52.78% of the general fund expenditures and transfers out.
- The County's net capital assets increased by \$8,038,540 during the current fiscal year. The increase in governmental activities net capital assets of \$4,613,381 was the result of significant building improvements, road improvements, and real property acquisition as part of the County's land preservation program. The increase in business type activities net capital assets of \$3,425,159 was primarily due to land acquisition at the Hilton Head Island Airport.

OVERVIEW OF THE FINANCIAL STATEMENTS

This Management's Discussion and Analysis ("MD&A") is intended to serve as an introduction to the County's basic financial statements. The County's basic financial statements comprise three components: 1) government-wide financial statements, 2) fund financial statements, and 3) notes to the financial statements. This report also contains other supplementary information in addition to the basic financial statements themselves.

Government-wide financial statements – The *government-wide financial statements* are designed to provide readers with a broad overview of the County's finances, in a manner similar to a private-sector business.

MANAGEMENT'S DISCUSSION AND ANALYSIS

The *statement of net position* presents information on all of the County's assets, liabilities, and deferred inflows/outflows of resources, with the difference reported as *net position*. Over time, increases or decreases in net position may serve as a useful indicator of whether the financial position of the County is improving or deteriorating.

The *statement of activities* presents information showing how the County's net position changed during the most recent fiscal year. All changes in net position are reported as soon as the underlying event giving rise to the change occurs, *regardless of the timing of related cash flows*. Thus, revenues and expenses are reported in this statement for some items that will only result in cash flows in future fiscal periods (e.g., uncollected taxes and earned but unused vacation leave).

Both the government-wide financial statements distinguish functions of the County that are principally supported by taxes and intergovernmental revenues (*governmental activities*) from other functions that are intended to recover all or a significant portion of their costs through user fees and charges (*business-type activities*). The governmental activities of the County include general government, public safety, public works, public health, public welfare, and cultural and recreation. The business-type activities include the Stormwater Utility, the Lady's Island Airport, and the Hilton Head Island Airport. The business-type activities function for all practical purposes as departments of the County and, therefore, have been included as integral parts of the primary government.

The government-wide financial statements can be found on pages 20 – 22 of this report.

Fund financial statements – A fund is a grouping of related accounts that is used to maintain control over resources that have been segregated for specific activities or objectives. The County, like other state and local governments, uses fund accounting to ensure and demonstrate compliance with finance-related legal requirements. All of the funds of the County can be divided into three categories: governmental funds, proprietary funds, and fiduciary funds.

Governmental funds – Governmental funds are used to account for essentially the same functions reported as governmental activities in the government-wide financial statements. However, unlike the government-wide financial statements, governmental fund financial statements focus on *near-term inflows* and *outflows of spendable resources*, as well as on *balances of spendable resources* available at the end of the fiscal year. Such information may be useful in evaluating the County's near-term financing requirements.

Because the focus of governmental funds is narrower than that of the government-wide financial statements, it is useful to compare the information presented for *governmental funds* with similar information presented for *governmental activities* in the government-wide financial statements. By doing so, readers may better understand the long-term impact of the government's near-term financing decisions. Both the governmental fund balance sheet and the governmental fund statement of revenues, expenditures, and changes in fund balances provide a reconciliation to facilitate this comparison between *governmental funds* and *governmental activities*.

MANAGEMENT'S DISCUSSION AND ANALYSIS

Information is presented separately in the governmental fund balance sheet and in the governmental fund statement of revenues, expenditures and changes in fund balances for the general fund, the County-wide general obligation bonds fund, and the sales tax projects fund, all of which are considered to be major funds. Data from the other governmental funds are combined into a single, aggregated presentation. Individual fund data for each of these nonmajor governmental funds is provided in the form of *combining statements* following the notes to the financial statements in this report.

The County adopts an annual appropriated budget for its general fund. A budgetary comparison statement has been provided for the general fund to demonstrate compliance with this budget.

The basic fund financial statements for governmental funds can be found on pages 23 – 26 of this report.

Proprietary funds – The County maintains four different types of proprietary funds, three of which are *enterprise funds*. Enterprise funds are used to report the same functions as *business-type activities* in the government-wide financial statements. The County uses enterprise funds to account for its Stormwater Utility, Lady's Island Airport and Hilton Head Island Airport operations. These funds report the services provided by the County for which the County charges a user fee or charge intended to recover all or a significant portion of their costs.

Proprietary fund financial statements provide the same type of information as the government-wide financial statements, only in more detail. The proprietary fund financial statements provide separate information for Stormwater Utility, Lady's Island Airport, and the Hilton Head Island Airport, all of which are considered to be major funds of the County.

Internal service funds are an accounting mechanism to accumulate and allocate costs internally for the County. The County uses internal service funds to account for its garage.

The basic proprietary fund financial statements can be found on pages 27 – 30 of this report.

Fiduciary funds – Fiduciary funds are used to account for resources held for the benefit of parties outside the government. Fiduciary funds are not reflected in the government-wide financial statements because the resources of those funds are not available to support the County's own programs. The accounting used for the fiduciary funds is much like that used for proprietary funds.

The statement of fiduciary net position can be found on page 31 of this report.

Notes to financial statements – The notes provide additional information that is essential to a full understanding of the data provided in both the government-wide and the fund financial statements. The notes are presented on pages 33 – 75 of the report.

Other supplemental information – In addition to the basic financial statements and accompanying notes, this report also presents certain supplemental information that further supports the financial statements.

MANAGEMENT'S DISCUSSION AND ANALYSIS

The combining statements referred to earlier in connection with nonmajor governmental funds are presented within this section of this report and can be found on pages 85 – 171.

GOVERNMENT-WIDE FINANCIAL ANALYSIS

As noted earlier, net position may serve over time as a useful indicator of a government's financial position. In the case of the County, assets and deferred outflows of resources exceeded liabilities and deferred inflows of resources by \$571,610,328 as of June 30, 2021.

Of this amount, \$408,309,330 (approximately 71.43%) reflects the County's investment in capital assets (land, buildings and equipment); less any related debt used to acquire those assets that is still outstanding. The County uses these capital assets to provide a variety of services to citizens. Accordingly, these assets are not available for future spending. Although the County's investment in its capital assets is reported net of related debt, it should be noted that the resources needed to repay this debt must be provided from other sources, since the capital assets themselves cannot be used to repay the debt.

An additional \$260,399,114 of the County's net position (approximately 45.60%) represents resources that are subject to external restrictions on how they may be used. Therefore, at the end of the current fiscal year, the County is able to report positive balances in two categories of net position, both for the government as a whole, as well as for its separate governmental and business-type activities.

The third category and remaining balance of net position is an unrestricted deficit of \$97,098,116 of which \$94,504,653 pertains to governmental activities and \$2,593,463 pertains to business-type activities. The unrestricted deficit in net position for governmental activities decreased in the current fiscal year while the unrestricted deficit in net position for business-type activities increased. Part of this increase is a result of the increased pension liability reported in fiscal year 2021. The pension liability is required to be measured and recognized in accordance with standards established by Governmental Accounting Standards Board ("GASB") Statement No. 68 and No. 71.

MANAGEMENT'S DISCUSSION AND ANALYSIS

Beaufort County's Net Position June 30, 2021 and 2020

	Governmental Activities		Business-Type Activities		Total		Percent Change
	2021	2020	2021	2020	2021	2020	
Current and other assets	\$ 356,364,046	\$ 230,402,560	\$ 19,728,980	\$ 19,011,255	\$ 376,093,026	\$ 249,413,815	50.8%
Capital assets	538,720,072	534,106,691	42,813,921	39,388,762	581,533,993	573,495,453	1.4%
Total assets	<u>\$ 895,084,118</u>	<u>\$ 764,509,251</u>	<u>\$ 62,542,901</u>	<u>\$ 58,400,017</u>	<u>\$ 957,627,019</u>	<u>\$ 822,909,268</u>	<u>16.4%</u>
Total deferred outflow s of resources	<u>\$ 27,714,525</u>	<u>\$ 20,944,862</u>	<u>\$ 982,802</u>	<u>\$ 752,911</u>	<u>\$ 28,697,327</u>	<u>\$ 21,697,773</u>	<u>32.3%</u>
Long-term liabilities	\$ 343,907,089	\$ 318,928,435	\$ 5,828,497	\$ 5,530,581	\$ 349,735,586	\$ 324,459,016	7.8%
Other liabilities	45,073,451	19,976,441	17,397,164	19,059,386	62,470,615	39,035,827	60.0%
Total liabilities	<u>\$ 388,980,540</u>	<u>\$ 338,904,876</u>	<u>\$ 23,225,661</u>	<u>\$ 24,589,967</u>	<u>\$ 412,206,201</u>	<u>\$ 363,494,843</u>	<u>13.4%</u>
Total deferred inflow s of resources	<u>\$ 2,428,233</u>	<u>\$ 2,704,285</u>	<u>\$ 79,584</u>	<u>\$ 76,565</u>	<u>\$ 2,507,817</u>	<u>\$ 2,780,850</u>	<u>-9.8%</u>
Net Position:							
Net investment in capital assets	\$ 365,495,409	\$ 357,355,623	\$ 42,813,921	\$ 39,388,762	\$ 408,309,330	\$ 396,744,385	2.9%
Restricted	260,399,114	102,903,269	-	-	260,399,114	102,903,269	153.1%
Unrestricted (deficit)	(94,504,653)	(16,413,940)	(2,593,463)	(4,902,366)	(97,098,116)	(21,316,306)	355.5%
Total Net Position	<u>\$ 531,389,870</u>	<u>\$ 443,844,952</u>	<u>\$ 40,220,458</u>	<u>\$ 34,486,396</u>	<u>\$ 571,610,328</u>	<u>\$ 478,331,348</u>	<u>19.5%</u>

The County's total net position increased \$93.28 million during the 2021 fiscal year. Key elements of this increase are as follows:

- The County's current and other assets increased by \$126.68 million as compared to fiscal year 2020. This increase is mainly due to an increase in the County's cash, investments and receivables. The County received proceeds of the 1% sales tax approved by referendum in November 2018 or repair and replacement of major roadways and bridges as well as traffic improvements, sidewalks and pathways. During fiscal year 2021, the County received nearly \$55.88 million in this particular sales tax. During 2021 the County received \$18.6 million in American Rescue Plan Act funding which will be used to make strategic investments in long lived asset, rebuild reserves to enhance financial stability, and cover temporary operating shortfalls.
- The County's net capital assets increased by \$8.03 million as compared to fiscal year 2020. This increase occurred mostly from building improvements, completion of significant road projects, and real property acquisition as part of the County's land preservation program. See the capital assets and debt administration section below for more detail.

The County's long-term liabilities increased by \$25.3 million. General obligation bonds were issued in 2021 totaling \$36.8 million, consisting of \$25.0 million for the Rural and Critical Land Program and \$11.8 million for various projects in the County. The County defeased the 2012 E General Obligation Bond by transferring \$5.5 million from the General Fund. The County also refunded the 2011 General Obligation Bond of \$8.9 million.

MANAGEMENT'S DISCUSSION AND ANALYSIS

- In fiscal year 2021, the County had \$28.7 million of deferred outflows of resources related to the inclusion of the County's proportionate share of its pension liability in accordance with GASB Statement No. 68 and No. 71. This is a \$7.0 million increase as compared to fiscal year 2020.

Beaufort County's Changes in Net Position

For the Fiscal Years Ended June 30, 2021 and 2020

	Governmental Activities		Business-Type Activities		Total	
	2021	2020	2021	2020	2021	2020
Revenues						
Program Revenues:						
Charges for services	\$ 43,726,738	\$ 38,494,314	\$ 11,787,639	\$ 11,190,238	\$ 55,514,377	\$ 49,684,552
Operating grants and	12,785,783	14,469,479	222,326	44,300	13,008,109	14,513,779
Capital grants and contributions	876,281	2,117,383	3,236,672	3,069,935	4,112,953	5,187,318
General Revenues:						
Property taxes	132,645,010	128,952,186	-	-	132,645,010	128,952,186
Sales taxes	55,879,745	45,195,996	-	-	55,879,745	45,195,996
Grants and contributions	9,674,443	9,547,798	-	-	9,674,443	9,547,798
Unrestricted investment earnings	3,402,559	5,044,088	50,257	181,486	3,452,816	5,225,574
Miscellaneous	3,975,765	3,617,284	-	-	3,975,765	3,617,284
Total Revenues	262,966,324	247,438,528	15,296,894	14,485,959	278,263,218	261,924,487
Program Expenses						
Governmental Activities:						
General government	55,786,602	50,963,220	-	-	55,786,602	50,963,220
Public safety	57,458,757	63,648,919	-	-	57,458,757	63,648,919
Public works	24,752,852	25,077,022	-	-	24,752,852	25,077,022
Public health	13,775,524	15,366,160	-	-	13,775,524	15,366,160
Public welfare	2,124,474	7,951,215	-	-	2,124,474	7,951,215
Cultural and recreation	15,727,019	17,948,284	-	-	15,727,019	17,948,284
Interest	5,796,178	6,065,977	-	-	5,796,178	6,065,977
Business-Type Activities:						
Stormwater Utility	-	-	4,364,704	4,796,915	4,364,704	4,796,915
Lady's Island Airport	-	-	811,405	548,152	811,405	548,152
Hilton Head Airport	-	-	4,386,723	2,945,805	4,386,723	2,945,805
Total Expenses	175,421,406	187,020,797	9,562,832	8,290,872	184,984,238	195,311,669
Change in net position	87,544,918	60,417,731	5,734,062	6,195,087	93,278,980	66,612,818
Net Position, beginning, as originally reported						
	443,844,952	383,427,221	34,486,396	28,291,309	478,331,348	411,718,530
Net Position, beginning						
	443,844,952	383,427,221	34,486,396	28,291,309	478,331,348	411,718,530
Net Position, ending						
	\$ 531,389,870	\$ 443,844,952	\$ 40,220,458	\$ 34,486,396	\$ 571,610,328	\$ 478,331,348

Governmental activities increased the County's net position by \$87.54 million, thereby accounting for 93.85% of the total increase in the net position of the County. Key elements in fiscal year 2021's activity are as follows:

- Charges for services increased by \$5.2 million, or 11.97%, in fiscal year 2021 as compared to fiscal year 2020. The increase in charges for services is due to increased recording fees. The increased recording fees are directly related to the growth of the economy in the County.

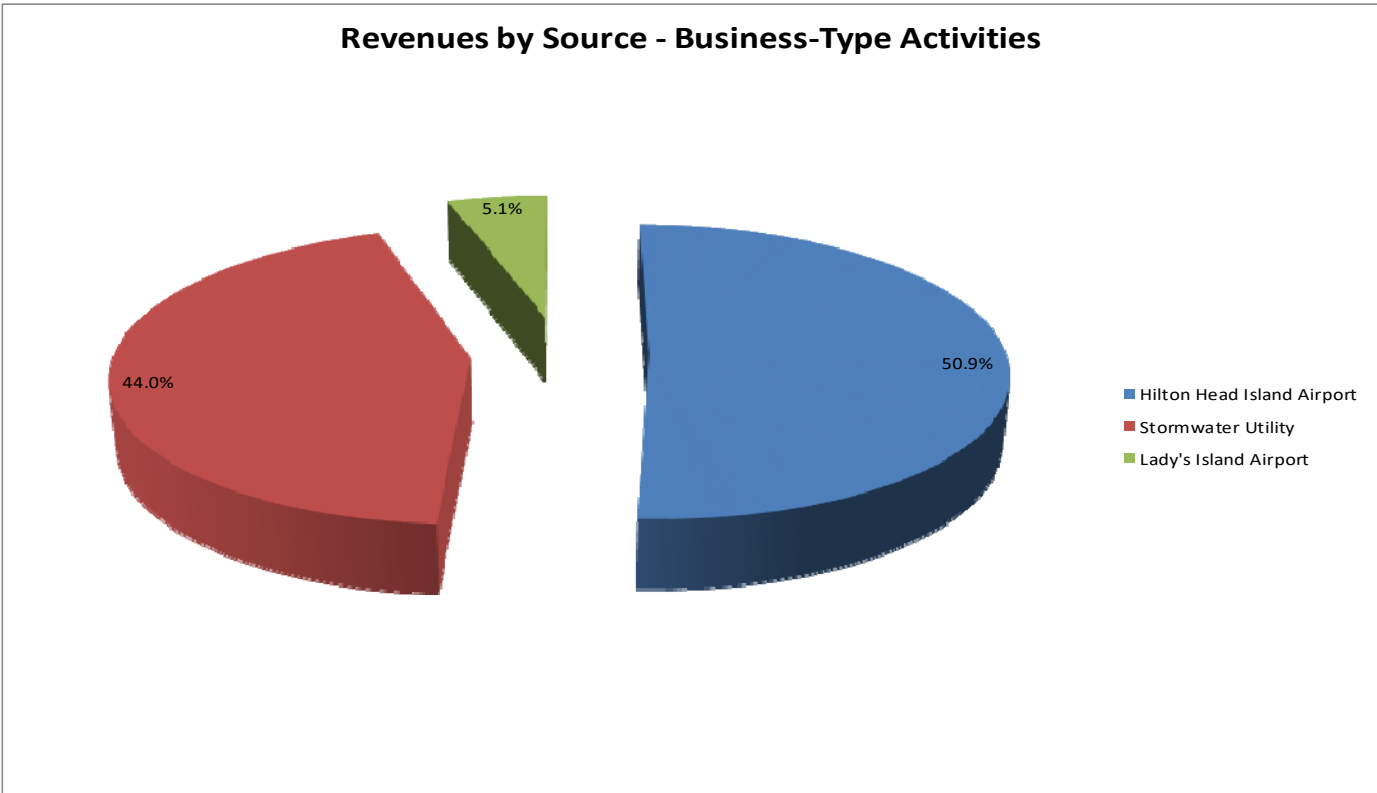
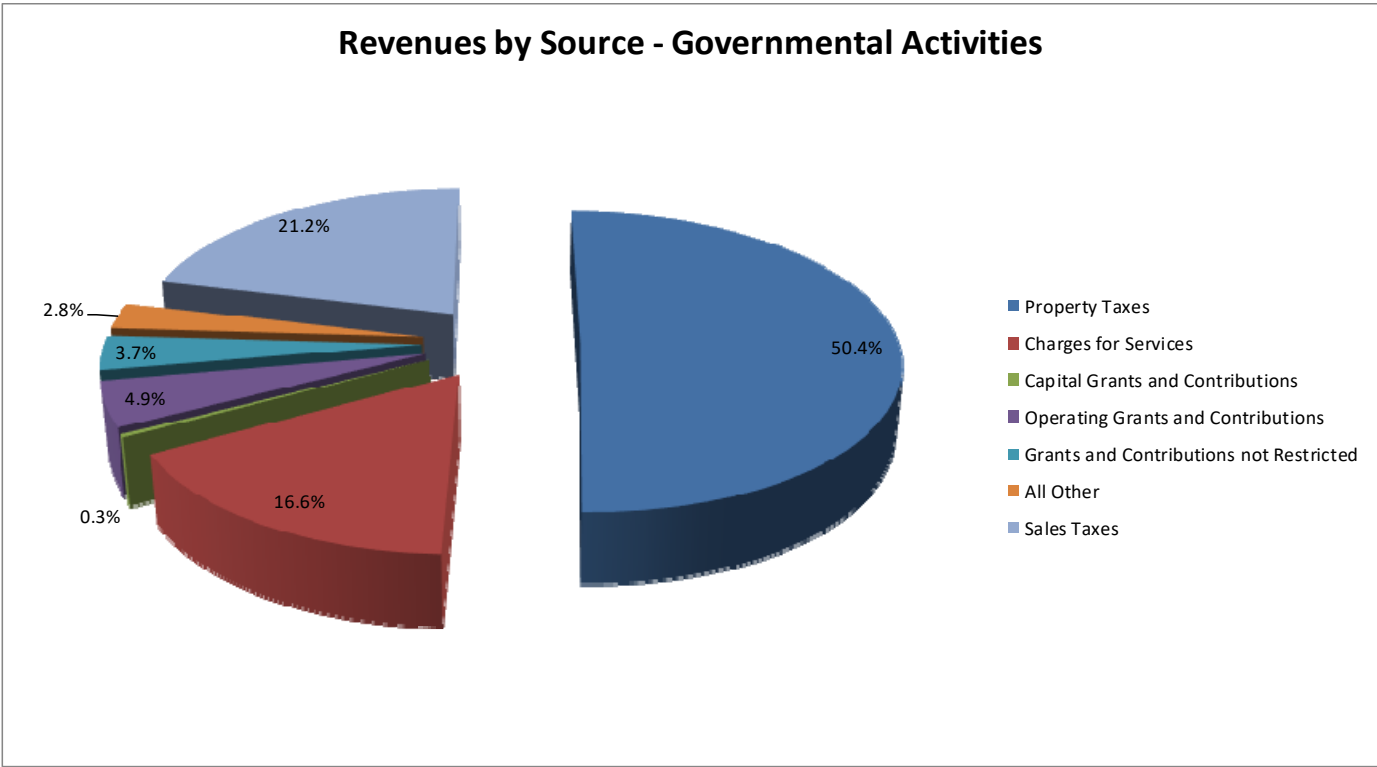
MANAGEMENT'S DISCUSSION AND ANALYSIS

- Property tax revenues increased by \$3.7 million, or 2.78%, in fiscal year 2021 as compared to fiscal year 2020.
- During fiscal year 2021, the County received approximately \$55.8 million in sales tax revenues as a result of a referendum in November 2018 for which collections began in May 2019 for road, bridges and infrastructure repairs and replacements.

Business-type activities increased the County's net position by nearly \$5.7 million, accounting for 6.15% of the total growth in the net position of the County. Key elements of this increase are as follows:

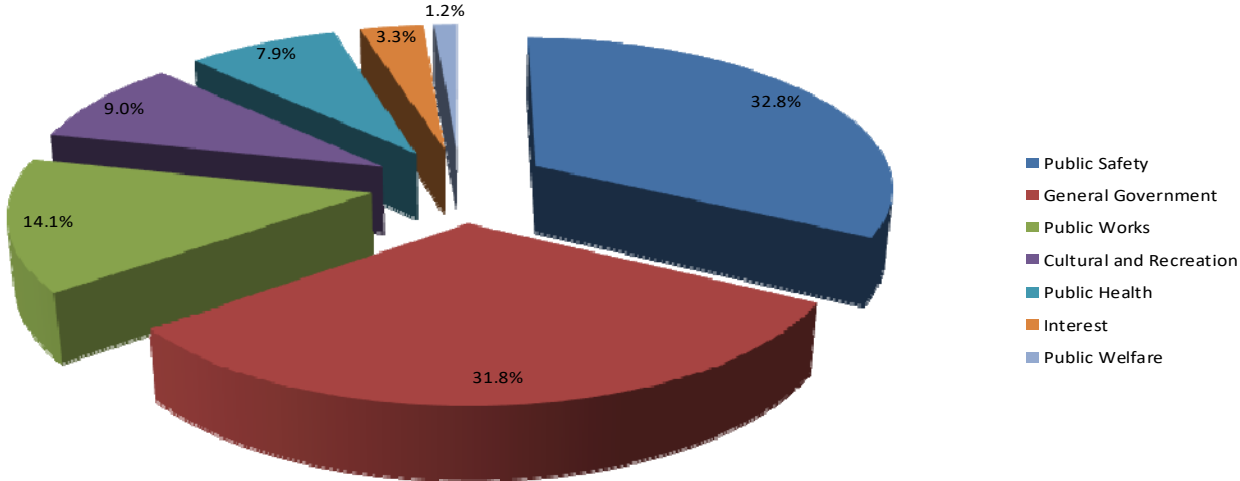
- Charges for services increased \$597 thousand, or 10.42%, in fiscal year 2021. This was primarily due to the increased revenue (\$517 thousand more in fiscal year 2021 than in fiscal year 2020) at the Hilton Head Airport.
- Additionally, both airports saw an increase in expenses during the fiscal year; the Lady's Island Airport's expenses increased in fiscal year 2021 by \$263 thousand as compared to fiscal year 2020; Hilton Head Airport's expenses increased \$1.44 million. These increases in expenses were due to airport improvement projects at the airports in the prior year that gave rise to increased expenses in that year.

MANAGEMENT'S DISCUSSION AND ANALYSIS

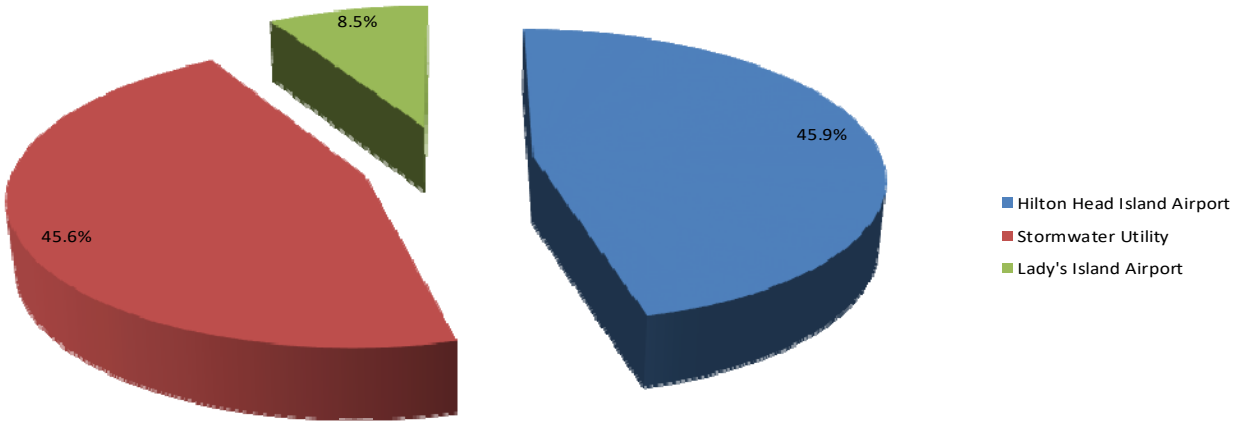


MANAGEMENT'S DISCUSSION AND ANALYSIS

Expenses by Program - Governmental Activities



Expenses by Source - Business-Type Activities



MANAGEMENT'S DISCUSSION AND ANALYSIS

FINANCIAL ANALYSIS OF THE GOVERNMENTAL FUNDS

As noted earlier, the County uses fund accounting to ensure and demonstrate compliance with finance-related legal requirements.

Governmental funds – The focus of the County's governmental funds is to provide information on near-term inflows, outflows, and balances of spendable resources. Such information is useful in assessing the County's financing requirements. In particular, *unassigned fund balance* may serve as a useful measure of a government's net resources available for spending at the end of the fiscal year.

At the end of the current fiscal year, the County's governmental funds reported combined ending fund balances of \$332,067,469, an increase of \$102,229,251, in comparison with the prior year. Approximately 19.82% of this total fund balance, \$65,802,045 constitutes unassigned fund balance, which is available for spending at the government's discretion. The remainder of the fund balance totaling \$266,265,424 is either nonspendable, restricted, committed, or assigned for specific spending. This includes \$2,100,954 "not in spendable form" for items that are not expected to be converted to cash within one year, such as prepaid items. The remainder includes \$264,164,470 restricted, committed, or assigned for programs.

General Fund – The general fund is the main operating fund of the County. As of the fiscal year ended June 30, 2021, the unassigned portion of the fund balance of the general fund was \$65,808,134, while the total fund balance was \$71,674,444. As a measure of the general fund's liquidity, a comparison is made of both unassigned fund balance and total fund balance to total fund expenditures. Unassigned fund balance represents approximately 56.05% of total general fund expenditures and transfers out, while the total fund balance represents approximately 61.04% of total general fund expenditures and transfers out. Refer to pages 23 – 25 for the key elements of fiscal year 2021's general fund activity. The increased fund balance as of June 30, 2021 is due to increased revenues from taxes, charges for services and miscellaneous sources above and beyond the budgeted amounts as well as decreased expenditures in general government, public works and capital outlays below the budgeted amounts.

ARPA Fund – Beaufort County received \$18,665,425 for the American Rescue Plan Act. At the end of 2021, no funds had been expended. 100% of the cash is recognized as deferred revenue until the expenditures are made.

County-wide General Obligation Bonds Fund – At the end of the current fiscal year, the total fund balance of the County-wide general obligation bonds fund was \$21,177,387. The County-wide general obligation bonds fund balance is restricted for debt service. This fund recognized revenues of \$11,593,711 and total expenditures of \$19,582,236 for a decrease in fund balance of \$303,465. While the County typically collects enough revenue through a combination of taxes, intergovernmental revenue and interest earnings to fully service the debt, sufficient revenue was not collected in fiscal year 2021 partially due to the decrease in interest rates and thus, interest earned, but also because the County realized sufficient fund balance in the prior year to service the debt during fiscal year 2021.

Sales Tax Project Fund – At the end of the current fiscal year, the total fund balance of the sales tax project fund was \$99,638,927 almost all of which was restricted for capital improvements as set forth in the County's adopted capital improvements plan. The sales tax project fund recognized revenues of \$55,797,558, total expenditures of \$1,627,460 for a change in fund balance of \$54,170,098.

MANAGEMENT'S DISCUSSION AND ANALYSIS

Further details of the County's major funds and nonmajor funds can be found in the notes to financial statements.

Proprietary funds – The focus of the County's proprietary funds is to provide information on near-term inflows, outflows, and balances of spendable resources. Such information is useful in assessing the County proprietary funds' financing requirements. As restrictions, commitments, and other limitations on net position significantly affect the availability of fund resources for future use, unreserved net position may serve as a useful measure of a government's proprietary net resources available for spending at the end of the fiscal year.

As of the end of the current fiscal year, the County's proprietary funds reported combined ending net position of \$40,220,458, which is an increase of \$5,734,062 in comparison with the prior year. The proprietary funds recognized operating revenues of \$11,787,639 and operating expenses of \$9,268,418. Non-operating revenues and expenses totaled (\$21,831), while capital contributions totaled \$3,236,672 in fiscal year 2021, for a change in net position of \$5,734,062.

Stormwater Utility – At the end of the current fiscal year, the net position of the Stormwater Utility fund was \$12,155,521, of which \$2,912,602 was invested in capital assets, net of related debt, leaving a balance of \$9,242,919 in unrestricted net position. The Stormwater Utility Fund recognized operating revenues of \$6,593,342, total operating expenses of \$4,176,511, and (\$138,033) in net non-operating revenues for an increase in net position of \$2,364,985. The increase in net position within the Stormwater Utility Fund for the fiscal year ended June 30, 2021, was related to increased operating revenues that outpaced the rate of expenditure; few expenses for capital outlay were made. The county is working toward a comprehensive capital replacement plan under which expenses for capital outlay will be made in future fiscal years.

Beaufort Executive Airport – At the end of the current fiscal year, the net position of the Lady's Island Airport fund was \$2,586,074, of which \$4,254,080 was invested in capital assets, net of related debt, leaving a deficit balance of \$1,668,006 in unrestricted net position. The Beaufort Executive Airport recognized operating revenues of \$751,296, total operating expenses of \$776,141, and \$(35,259) in net non-operating expenses for a decrease in net position of \$30,104. The decrease in the Beaufort Executive Airport fund balance in the 2021 fiscal year was the result of decreased operating revenues and a lack of capital grants.

Hilton Head Island Airport – At the end of the current fiscal year, the net position of the Hilton Head Island Airport fund was \$25,478,863, of which \$35,647,239 was invested in capital assets, net of related debt, leaving a deficit balance of \$10,168,376 in unrestricted net position. The Hilton Head Island Airport recognized operating revenues of \$4,443,001, total operating expenses of \$4,315,766, \$151,461 in net non-operating expenses, and \$3,120,485 in capital contributions for an increase in net position of \$3,399,181. The increase in net position within the Hilton Head Island Airport fund in the 2021 fiscal year was related to increased capital contributions as well as operating revenues which is attributable to the previous expansion completed at the end of fiscal year 2018 that is slowly attracting more business to this airport.

MANAGEMENT'S DISCUSSION AND ANALYSIS

GENERAL FUND BUDGETARY HIGHLIGHTS

Original Budget to Final Budget Comparison for the Fiscal Year Ended June 30, 2021

	Original Budget	Final Budget	Variance with Final Budget Positive (Negative)
Revenues:			
Taxes	\$ 106,217,968	\$ 106,217,968	\$ -
Licenses and permits	3,244,160	3,244,160	-
Intergovernmental	9,058,838	9,058,838	-
Charges for services	8,862,160	8,862,160	-
Fines and forfeitures	749,500	749,500	-
Interest	442,805	442,805	-
Miscellaneous	180,000	147,194	(32,806)
Total Revenues	128,755,431	128,722,625	(32,806)
Expenditures:			
General government	41,744,196	42,662,730	(918,534)
Public safety	49,351,276	51,594,421	(2,243,145)
Public works	16,717,723	16,702,549	15,174
Public health	3,492,663	3,723,944	(231,281)
Public welfare	708,261	707,361	900
Cultural and recreation	13,279,123	13,344,933	(65,810)
Capital	2,388,740	933,428	1,455,312
Total Expenditures	127,681,982	129,669,366	(1,987,384)
Excess (deficiency) of revenues over expenditures	1,073,449	(946,741)	(2,020,190)
Other financing sources (uses)			
Transfers in	1,545,000	1,545,000	-
Transfers out	(2,618,449)	(2,186,747)	431,702
Total Other Financing Sources (Uses)	(1,073,449)	(641,747)	431,702
Net Change in Fund Balance	-	(1,588,488)	(1,588,488)
Fund balance - beginning	53,817,297	53,817,297	-
Fund balance - ending	\$ 53,817,297	\$ 52,228,809	\$ (1,588,488)

The County did prepare a final or amended budget for the general fund during fiscal year 2021. Increases in the revised budget relate to the carryover budget from 2020 that was approved by County Council.

MANAGEMENT'S DISCUSSION AND ANALYSIS

Final Budget to Actual Comparison for the Fiscal Year Ended June 30, 2021

	Final Budget	Actual	Variance with Final Budget Positive (Negative)
Revenues:			
Taxes	\$ 106,217,968	\$ 110,449,001	\$ 4,231,033
Licenses and permits	3,244,160	4,466,806	1,222,646
Intergovernmental	9,058,838	10,445,826	1,386,988
Charges for services	8,862,160	14,273,847	5,411,687
Fines and forfeitures	749,500	616,416	(133,084)
Interest	442,805	153,296	(289,509)
Miscellaneous	147,194	557,776	410,582
Total Revenues	128,722,625	140,962,968	12,240,343
Expenditures:			
General government	42,662,730	39,485,979	3,176,751
Public safety	51,594,421	43,320,600	8,273,821
Public works	16,702,549	15,986,745	715,804
Public health	3,723,944	3,375,347	348,597
Public welfare	707,361	636,593	70,768
Cultural and recreation	13,344,933	11,687,530	1,657,403
Capital	933,428	2,116,486	(1,183,058)
Total Expenditures	129,669,366	116,609,280	13,060,086
Excess (deficiency) of revenues over expenditures	(946,741)	24,353,688	25,300,429
Other Financing Sources (Uses)			
Transfers in	1,545,000	1,584,205	39,205
Transfers out	(2,186,747)	(8,080,746)	(5,893,999)
Total Other Financing Sources (Uses)	(641,747)	(6,496,541)	(5,854,794)
Net Change in Fund Balance	(1,588,488)	17,857,147	19,445,635
Fund balance - beginning	53,817,297	53,817,297	-
Fund balance - ending	\$ 52,228,809	\$ 71,674,444	\$ 19,445,635

The actual net position of the County's general fund varied from its final budget's net position by \$25.3 million. Key elements of this are as follows:

- The County's general fund actual revenues had a positive variance of \$12.24 million as compared to the final budget of fiscal year 2021. This positive variance is attributable to increased actual revenue as compared to expected revenue related to Property Taxes, Charges for Services, and Miscellaneous Revenues.
- The County's general fund actual expenditures had a positive variance of \$13.0 million as compared to the final budget of fiscal year 2021. This positive variance is directly related to decreased expenditures in the General Government, Public Works and Culture and Recreation functions.

MANAGEMENT'S DISCUSSION AND ANALYSIS

CAPITAL ASSETS AND DEBT ADMINISTRATION

Capital Assets – The County’s investment in capital assets for its governmental and business-type activities as of June 30, 2021 was \$581,533,993 (net of accumulated depreciation). This investment in capital assets includes land and easements, buildings and improvements, infrastructure, and equipment. The total increase in the County’s investment in capital assets for the current fiscal year was 1.38%.

In lieu of annual depreciation, the County has elected to use the modified approach for its airport infrastructure assets, which include runways, taxiways, and aprons. As of June 30, 2021, 100% of airport runways in fair or better condition, 50% of taxiways in fair or better condition, 43% of Aprons in fair or better condition.

Additional information on the County’s modified approach for airport infrastructure assets can be found on Schedule 1 on page 82 of this report.

Beaufort County’s Capital Assets (Net of Depreciation)

June 30, 2021 and 2020

	Governmental Activities		Business-Type Activities		Total	
	2021	2020	2021	2020	2021	2020
Land	\$ 136,079,805	\$ 135,155,062	\$ 19,999,079	\$ 18,655,857	\$ 156,078,884	\$ 153,810,919
Easements	18,059,927	18,059,927	-	-	18,059,927	18,059,927
Construction in progress	25,920,184	16,843,535	6,590,183	4,121,319	32,510,367	20,964,854
Buildings and improvements	101,272,165	99,795,393	3,517,038	3,812,625	104,789,203	103,608,018
Infrastructure	243,072,492	248,971,439	10,176,812	10,176,812	253,249,304	259,148,251
Equipment	14,315,499	15,281,335	2,530,809	2,622,149	16,846,308	17,903,484
Total Capital Assets	<u>\$ 538,720,072</u>	<u>\$ 534,106,691</u>	<u>\$ 42,813,921</u>	<u>\$ 39,388,762</u>	<u>\$ 581,533,993</u>	<u>\$ 573,495,453</u>

Major capital asset events during the current fiscal year included the following:

- An additional \$1.3 million of land purchased for the Hilton Head Island Airport.

Additional information on the County’s capital assets can be found in Note 4 on pages 51 – 53 of this report.

MANAGEMENT’S DISCUSSION AND ANALYSIS

Long-Term Debt – At the end of the current fiscal year, the County had \$363,714,787 of total long-term obligations outstanding. The total amount of general obligation debt is backed by the full faith and credit of the government.

Beaufort County’s Outstanding Debt June 30, 2021 and 2020

	Governmental Activities	
	2021	2020
General Obligation Bonds	\$ 205,794,853	\$ 197,277,817
Net Pension Liability	141,587,040	125,657,105
Compensated Absences	3,912,128	4,504,195
Premiums	12,420,766	9,735,210
Total Outstanding Debt	\$ 363,714,787	\$ 337,174,327
Deferred Charge on Refundings	\$ 2,088,863	\$ 2,613,164

Major outstanding debt events during the current fiscal year included the following:

- The County’s pension liability increased by \$15.92 million as compared to fiscal year 2020.

The County maintains an underlying, uninsured “AA+” bond rating from Standard & Poor’s Rating Group for all of its general obligation bonds, an underlying, uninsured “Aa1” bond rating from Moody’s Investors Service for all of its general obligation bonds.

State statutes limit the amount of general obligation debt a governmental entity may issue to 8% of its total assessed valuation less debt issued by referendum and debt issued and paid by other sources. The current debt limitation for the County is \$180,421,931. The County was \$105,016,675 under this legal limit at June 30, 2021.

Additional information on the County’s long-term debt can be found in Note 5 on pages 53 – 58 of this report.

ECONOMIC FACTORS AND NEXT YEAR’S BUDGET AND RATES

- The unemployment rate for the County was 3.6% at June 30, 2021, which is lower than the rate of 7.4% a year ago. This compares favorably with the State of South Carolina’s average unemployment rate of 4.5% at June 30, 2021, and with the national average unemployment rate of 5.9% at June 30, 2021.
- The cost of living in this region still compares favorably to other areas of the country.

All of these factors were considered in preparing the County’s budget for the 2022 fiscal year. As of June 30, 2021, the County’s unassigned general fund balance was \$65,808,134. During fiscal year 2021, there was an increase to the County’s general fund balance in the amount of \$17,857,147.

MANAGEMENT'S DISCUSSION AND ANALYSIS

REQUESTS FOR INFORMATION

This financial report is designed to provide a general overview of Beaufort County's finances for all those with an interest in the government's finances. Questions concerning any of the information provided in this report or requests for additional financial information should be addressed to the Finance Department, Post Office Box 1228, Beaufort, South Carolina 29901-1228.

BEAUFORT COUNTY, SOUTH CAROLINA

**STATEMENT OF NET POSITION
JUNE 30, 2021**

	<u>Governmental Activities</u>	<u>Business-Type Activities</u>	<u>Totals</u>
<u>ASSETS</u>			
Current assets			
Cash and equity in pooled cash and investments	\$ 218,078,562	\$ 17,259,106	\$ 235,337,668
Receivables	5,890,150	1,292,574	7,182,724
Due from other governments	20,285,351	978,427	21,263,778
Notes receivable	89,748	-	89,748
Inventories	-	195,631	195,631
Prepaid items	2,100,954	3,242	2,104,196
Other assets	1,888	-	1,888
Total current assets	<u>246,446,653</u>	<u>19,728,980</u>	<u>266,175,633</u>
Non-current assets			
Equity in pooled investments	109,533,243	-	109,533,243
Notes receivable	384,150	-	384,150
	<u>109,917,393</u>	<u>-</u>	<u>109,917,393</u>
Capital assets			
Non-depreciable	180,059,916	36,766,074	216,825,990
Depreciable	358,660,156	6,047,847	364,708,003
	<u>538,720,072</u>	<u>42,813,921</u>	<u>581,533,993</u>
Total non-current assets	<u>648,637,465</u>	<u>42,813,921</u>	<u>691,451,386</u>
Total assets	<u>895,084,118</u>	<u>62,542,901</u>	<u>957,627,019</u>
<u>DEFERRED OUTFLOWS OF RESOURCES</u>			
Deferred charge on refundings	2,088,863	-	2,088,863
Pension	25,625,662	982,802	26,608,464
Total deferred outflows of resources	<u>27,714,525</u>	<u>982,802</u>	<u>28,697,327</u>
Total assets and deferred outflows of resources	<u>\$ 922,798,643</u>	<u>\$ 63,525,703</u>	<u>\$ 986,324,346</u>
<u>LIABILITIES</u>			
Current liabilities			
Accounts payable	\$ 13,518,242	\$ 943,351	\$ 14,461,593
Accrued payroll	4,907,506	177,314	5,084,820
Accrued liabilities	3,295,868	-	3,295,868
Accrued compensated absences	547,698	19,677	567,375
Unearned revenue	18,668,087	-	18,668,087
Internal balances	(16,256,822)	16,256,822	-
Current portion of long-term debt	19,260,000	-	19,260,000
Due to others	1,132,872	-	1,132,872
Total current liabilities	<u>45,073,451</u>	<u>17,397,164</u>	<u>62,470,615</u>
Non-current liabilities			
Accrued compensated absences	3,364,430	120,877	3,485,307
Net pension liability	141,587,040	5,707,620	147,294,660
Long-term obligations	198,955,619	-	198,955,619
Total non-current liabilities	<u>343,907,089</u>	<u>5,828,497</u>	<u>349,735,586</u>
Total liabilities	<u>388,980,540</u>	<u>23,225,661</u>	<u>412,206,201</u>
<u>DEFERRED INFLOWS OF RESOURCES</u>			
Pension	2,428,233	79,584	2,507,817
Total deferred inflows of resources	<u>2,428,233</u>	<u>79,584</u>	<u>2,507,817</u>
<u>NET POSITION</u>			
Net investment in capital assets	365,495,409	42,813,921	408,309,330
Restricted for:			
General government programs	19,275,029	-	19,275,029
Public safety programs	7,537,057	-	7,537,057
Public works programs	36,758,894	-	36,758,894
Public health programs	5,295,784	-	5,295,784
Public welfare programs	104,118	-	104,118
Cultural and recreational programs	14,029,275	-	14,029,275
Capital projects	151,753,959	-	151,753,959
Debt service	25,644,998	-	25,644,998
Unrestricted (deficit)	<u>(94,504,653)</u>	<u>(2,593,463)</u>	<u>(97,098,116)</u>
Total net position	<u>531,389,870</u>	<u>40,220,458</u>	<u>571,610,328</u>
Total liabilities, deferred inflows of resources, and net position	<u>\$ 922,798,643</u>	<u>\$ 63,525,703</u>	<u>\$ 986,324,346</u>

The accompanying notes are an integral part of these financial statements.

BEAUFORT COUNTY, SOUTH CAROLINA

**STATEMENT OF ACTIVITIES
FOR THE FISCAL YEAR ENDED JUNE 30, 2021**

Functions/Programs	Expenses	Program Revenues		
		Charges for Services	Operating Grants and Contributions	Capital Grants and Contributions
Governmental activities:				
General government	\$ 55,786,602	\$ 21,407,672	\$ 2,771,451	\$ 876,281
Public safety	57,458,757	10,220,824	1,518,227	-
Public works	24,752,852	8,306,192	224,004	-
Public health	13,775,524	507,101	7,075,437	-
Public welfare	2,124,474	256,095	869,812	-
Cultural and recreation	15,727,019	3,028,854	326,852	-
Interest	5,796,178	-	-	-
Total governmental activities	<u>175,421,406</u>	<u>43,726,738</u>	<u>12,785,783</u>	<u>876,281</u>
Business-type activities:				
Stormwater utility	4,364,704	6,593,342	-	86,187
Beaufort Executive Airport	811,405	751,296	-	30,000
Hilton Head Airport	4,386,723	4,443,001	222,326	3,120,485
Total business-type activities	<u>9,562,832</u>	<u>11,787,639</u>	<u>222,326</u>	<u>3,236,672</u>
Total	<u>\$ 184,984,238</u>	<u>\$ 55,514,377</u>	<u>\$ 13,008,109</u>	<u>\$ 4,112,953</u>

General revenues
Property taxes
Sales taxes
Grants and contributions not restricted
Unrestricted investment earnings
Miscellaneous

Total general revenues

Change in net position

Net position, beginning

Net position, ending

The accompanying notes are an integral part of these financial statements.

Net (Expense) Revenue and Changes in Net Position		
Primary Government		
Governmental Activities	Business Type Activities	Totals
\$ (30,731,198)	\$ -	\$ (30,731,198)
(45,719,706)	-	(45,719,706)
(16,222,656)	-	(16,222,656)
(6,192,986)	-	(6,192,986)
(998,567)	-	(998,567)
(12,371,313)	-	(12,371,313)
(5,796,178)	-	(5,796,178)
<u>(118,032,604)</u>	<u>-</u>	<u>(118,032,604)</u>
-	2,314,825	2,314,825
-	(30,109)	(30,109)
-	<u>3,399,089</u>	<u>3,399,089</u>
-	<u>5,683,805</u>	<u>5,683,805</u>
<u>(118,032,604)</u>	<u>5,683,805</u>	<u>(112,348,799)</u>
132,645,010	-	132,645,010
55,879,745	-	55,879,745
9,674,443	-	9,674,443
3,402,559	50,257	3,452,816
<u>3,975,765</u>	<u>-</u>	<u>3,975,765</u>
<u>205,577,522</u>	<u>50,257</u>	<u>205,627,779</u>
87,544,918	5,734,062	93,278,980
<u>443,844,952</u>	<u>34,486,396</u>	<u>478,331,348</u>
<u>\$ 531,389,870</u>	<u>\$ 40,220,458</u>	<u>\$ 571,610,328</u>

BEAUFORT COUNTY, SOUTH CAROLINA

**BALANCE SHEET
GOVERNMENTAL FUNDS
JUNE 30, 2021**

	<u>General</u>	<u>ARPA Fund</u>	<u>County Wide General Obligation Bonds</u>	<u>Sales Tax Project</u>	<u>Nonmajor Governmental Funds</u>	<u>Total Governmental Funds</u>
<u>ASSETS</u>						
Cash and equity						
in pooled cash and investments	\$ 69,307,264	\$ 18,665,425	\$ 12,855,224	\$ 85,481,330	\$ 141,302,562	\$ 327,611,805
Receivables	3,839,530	-	385,086	-	1,386,458	5,611,074
Due from other governments	3,420,333	-	1,508	14,709,577	2,153,933	20,285,351
Advances to enterprise funds	8,657,525	-	7,599,297	-	-	16,256,822
Notes receivable	-	-	473,898	-	-	473,898
Prepaid items	2,100,954	-	-	-	-	2,100,954
Other assets	1,888	-	-	-	-	1,888
Total assets	<u>87,327,494</u>	<u>18,665,425</u>	<u>21,315,013</u>	<u>100,190,907</u>	<u>144,842,953</u>	<u>372,341,792</u>
<u>LIABILITIES</u>						
Accounts payable	8,332,352	-	-	550,986	4,324,989	13,208,327
Accrued payroll	4,053,414	-	-	994	851,472	4,905,880
Accrued liabilities	873,000	-	-	-	-	873,000
Due to others	1,043,091	-	-	-	89,781	1,132,872
Unearned revenue	2,662	18,665,425	-	-	-	18,668,087
Total liabilities	<u>14,304,519</u>	<u>18,665,425</u>	<u>-</u>	<u>551,980</u>	<u>5,266,242</u>	<u>38,788,166</u>
<u>DEFERRED INFLOWS OF RESOURCES</u>						
Unavailable revenue - property taxes	1,348,531	-	137,626	-	-	1,486,157
Total deferred inflows of resources	<u>1,348,531</u>	<u>-</u>	<u>137,626</u>	<u>-</u>	<u>-</u>	<u>1,486,157</u>
<u>FUND BALANCE</u>						
Nonspendable	2,100,954	-	-	-	-	2,100,954
Restricted	-	-	21,177,387	99,638,927	139,582,800	260,399,114
Assigned	3,765,356	-	-	-	-	3,765,356
Unassigned	65,808,134	-	-	-	(6,089)	65,802,045
Total fund balances	<u>71,674,444</u>	<u>-</u>	<u>21,177,387</u>	<u>99,638,927</u>	<u>139,576,711</u>	<u>332,067,469</u>
Total liabilities, deferred inflows of resources, and fund balances	<u>\$ 87,327,494</u>	<u>\$ 18,665,425</u>	<u>\$ 21,315,013</u>	<u>\$ 100,190,907</u>	<u>\$ 144,842,953</u>	<u>\$ 372,341,792</u>

The accompanying notes are an integral part of these financial statements.

BEAUFORT COUNTY, SOUTH CAROLINA

**RECONCILIATION OF THE GOVERNMENTAL FUNDS BALANCE SHEET
TO THE STATEMENT OF NET POSITION
JUNE 30, 2021**

Total governmental fund balances:		\$ 332,067,469
Amounts reported for governmental activities in the statement of net position are different because of the following:		
Capital assets used in governmental activities are not financial resources and, therefore, are not reported in the government funds.		538,696,478
Other long-term assets are not available to pay for current period expenditures and, therefore, are deferred in the funds:		
Property taxes and other special assessments	\$ 1,486,157	
Deferred charge on refunding	<u>2,088,863</u>	3,575,020
Deferred outflows of resources are not due and payable in the current period and, therefore, are not reported in the funds. These deferred outflows of resources consist of pension related experience differences, assumption changes, and differences between projected and actual earnings on plan investments:		
Deferred outflows related to pensions		25,625,662
Long-term liabilities, including bonds payable and accrued interest, are not due and payable in the current period and, therefore, are not reported in the funds:		
General obligation bonds	\$ (205,794,853)	
Bond premiums	(12,420,766)	
Compensated absences	(3,912,128)	
Accrued interest	(2,422,868)	
Net pension liability	<u>(141,587,040)</u>	(366,137,655)
The internal service fund is used by management to charge the cost of the garage to individual funds. The assets and liabilities of the internal service fund are included in governmental activities in the statement of net position.		(8,871)
Deferred inflows of resources are not available to pay for current period expenditures and, therefore, are not reported in the funds. These deferred inflows of resources consist of pension related differences between projected and actual earnings on plan investments.		
Deferred inflows related to pensions		<u>(2,428,233)</u>
Net position of governmental activities		<u>\$ 531,389,870</u>

The accompanying notes are an integral part of these financial statements.

BEAUFORT COUNTY, SOUTH CAROLINA

**STATEMENT OF REVENUES, EXPENDITURES AND CHANGES IN FUND BALANCES
GOVERNMENTAL FUNDS
FOR THE FISCAL YEAR ENDED JUNE 30, 2021**

	General	ARPA Fund	County Wide General Obligation Bonds	Sales Tax Project	Nonmajor Governmental Funds	Total Governmental Funds
Revenues						
Property taxes	\$ 110,449,001	\$ -	\$ 11,432,854	\$ -	\$ 10,416,063	\$ 132,297,918
Licenses and permits	4,466,806	-	-	-	12,392,426	16,859,232
Intergovernmental	10,445,826	-	-	55,603,495	10,866,894	76,916,215
Charges for services	14,273,847	-	-	-	15,856,109	30,129,956
Fines and forfeitures	616,416	-	33,097	-	871,200	1,520,713
Interest	153,296	-	127,760	194,063	457,071	932,190
Miscellaneous	557,776	-	-	-	3,706,339	4,264,115
Total revenues	<u>140,962,968</u>	<u>-</u>	<u>11,593,711</u>	<u>55,797,558</u>	<u>54,566,102</u>	<u>262,920,339</u>
Expenditures						
General government services	39,485,979	-	-	-	7,012,972	46,498,951
Public safety services	43,320,600	-	-	-	7,900,832	51,221,432
Public works services	15,986,745	-	-	-	449,212	16,435,957
Public health services	3,375,347	-	-	-	9,093,469	12,468,816
Public welfare services	636,593	-	-	-	1,383,084	2,019,677
Cultural and recreation services	11,687,530	-	-	-	657,365	12,344,895
Debt service - principal	-	-	15,601,650	-	9,866,315	25,467,965
Debt service - interest and fees	-	-	3,980,586	-	4,133,947	8,114,533
Capital projects	2,116,486	-	-	1,627,460	20,780,977	24,524,923
Total expenditures	<u>116,609,280</u>	<u>-</u>	<u>19,582,236</u>	<u>1,627,460</u>	<u>61,278,173</u>	<u>199,097,149</u>
Excess (deficiency) of revenues over (under) expenditures	<u>24,353,688</u>	<u>-</u>	<u>(7,988,525)</u>	<u>54,170,098</u>	<u>(6,712,071)</u>	<u>63,823,190</u>
Other Financing Sources (Uses)						
Issuance of bonds	-	-	6,135,000	-	36,775,000	42,910,000
Payments to Refunding Debt Escrow Agent	-	-	(8,925,000)	-	-	(8,925,000)
Bond premiums	-	-	4,852,762	-	-	4,852,762
Transfers in	1,584,205	-	5,622,298	-	5,879,402	13,085,905
Transfers out	(8,080,746)	-	-	-	(5,436,860)	(13,517,606)
Total other financing sources (uses)	<u>(6,496,541)</u>	<u>-</u>	<u>7,685,060</u>	<u>-</u>	<u>37,217,542</u>	<u>38,406,061</u>
Net change in fund balance	17,857,147	-	(303,465)	54,170,098	30,505,471	102,229,251
Fund balance - beginning	53,817,297	-	21,480,852	45,468,829	109,071,240	229,838,218
Fund balance - ending	<u>\$ 71,674,444</u>	<u>\$ -</u>	<u>\$ 21,177,387</u>	<u>\$ 99,638,927</u>	<u>\$ 139,576,711</u>	<u>\$ 332,067,469</u>

The accompanying notes are an integral part of these financial statements.

BEAUFORT COUNTY, SOUTH CAROLINA

RECONCILIATION OF THE STATEMENT OF REVENUES, EXPENDITURES AND CHANGES IN FUND BALANCES OF GOVERNMENTAL FUNDS TO THE STATEMENT OF ACTIVITIES FOR THE FISCAL YEAR ENDED JUNE 30, 2021

Net change in fund balances - total governmental funds	\$	102,229,251
--	----	-------------

Amounts reported for governmental activities in the statement of activities are different because:

Governmental funds report capital outlays as expenditures. However, in the statement of activities, the cost of those assets is allocated over their estimated useful lives and reported as depreciation expense.

Capital outlay	\$	28,311,015	
Depreciation expense		<u>(23,557,205)</u>	4,753,810

The net effect of various miscellaneous transactions involving capital assets (i.e., sales, trade-ins, and donations) is to decrease net position.	(140,533)
--	-----------

Revenues in the statement of activities that do not provide current financial resources are not reported as revenues in the funds:

Property taxes and other special assessments	45,985
--	--------

The issuance of long-term debt provides current financial resources to governmental funds, while the repayment of the principal of long-term debt consumes the current financial resources of governmental funds. Neither transaction, however, has any effect on net position. Governmental funds report the effect of premiums, discounts, and similar items when debt is first issued, whereas these amounts are deferred and amortized in the statement of activities. The effects of these items are as follows:

Repayment of the principal of long-term debt	\$	34,392,965	
Issuance of long-term debt		(47,794,021)	
Amortization of premium on long-term debt		2,198,465	
Amortization of deferred charge on refunding		<u>(524,274)</u>	(11,726,865)

Some expenses reported in the statement of activities do not require the use of current financial resources and, therefore, are not reported as expenditures in governmental funds. In addition, interest on long-term debt is not recognized under the modified accrual basis of accounting until due, rather than as it accrues. The following amounts represent the net liability changes using the full accrual method of accounting:

Pension liability	\$	(8,359,946)	
Compensated absences		592,067	
Accrued interest on long-term debt		<u>151,149</u>	(7,616,730)
			<u>\$ 87,544,918</u>

The accompanying notes are an integral part of these financial statements.

BEAUFORT COUNTY, SOUTH CAROLINA

**STATEMENT OF NET POSITION
PROPRIETARY FUNDS
JUNE 30, 2021**

	Business-Type Activities - Enterprise Funds				Internal
	Stormwater	Beaufort	Hilton Head	Totals	Service Fund
	Utility	Executive Airport	Airport		Garage
ASSETS					
Current assets:					
Cash and cash equivalents	\$ 17,258,856	\$ 250	\$ -	\$ 17,259,106	\$ -
Receivables, operating	106,923	69,184	1,116,467	1,292,574	279,076
Receivables, federal and state grants	86,187	-	892,240	978,427	-
Inventories	163,037	32,594	-	195,631	-
Prepayments	-	-	3,242	3,242	-
Total current assets	17,615,003	102,028	2,011,949	19,728,980	279,076
Capital assets	6,287,747	5,526,329	47,455,099	59,269,175	445,159
Accumulated depreciation	(3,375,145)	(1,272,249)	(11,807,860)	(16,455,254)	(421,565)
	2,912,602	4,254,080	35,647,239	42,813,921	23,594
Total assets	20,527,605	4,356,108	37,659,188	62,542,901	302,670
DEFERRED OUTFLOWS OF RESOURCES					
Pension	582,143	44,735	355,924	982,802	-
Total deferred outflows of resources	582,143	44,735	355,924	982,802	-
Total assets and deferred outflows of resources	\$ 21,109,748	\$ 4,400,843	\$ 38,015,112	\$ 63,525,703	\$ 302,670
LIABILITIES					
Current liabilities:					
Account payable	\$ 175,183	\$ 48,180	\$ 719,988	\$ 943,351	\$ 309,915
Accrued payroll	106,424	8,966	61,924	177,314	1,626
Accrued compensated absences	13,853	113	5,711	19,677	-
Current portion - due to debt service fund	58,824	-	178,791	237,615	-
Total current liabilities	354,284	57,259	966,414	1,377,957	311,541
Non-current liabilities:					
Accrued compensated absences	85,095	697	35,085	120,877	-
Net pension liability	3,534,012	273,344	1,900,264	5,707,620	-
Advances from other funds	-	1,480,508	7,177,017	8,657,525	-
Due to debt service fund	4,941,176	-	2,420,506	7,361,682	-
Total non-current liabilities	8,560,283	1,754,549	11,532,872	21,847,704	-
Total liabilities	8,914,567	1,811,808	12,499,286	23,225,661	311,541
DEFERRED INFLOWS OF RESOURCES					
Pension	39,660	2,961	36,963	79,584	-
Total deferred inflows of resources	39,660	2,961	36,963	79,584	-
NET POSITION					
Investment in capital assets	2,912,602	4,254,080	35,647,239	42,813,921	23,594
Unrestricted (deficit)	9,242,919	(1,668,006)	(10,168,376)	(2,593,463)	(32,465)
Total net position	12,155,521	2,586,074	25,478,863	40,220,458	(8,871)
Total liabilities, deferred inflows of resources, and net position	\$ 21,109,748	\$ 4,400,843	\$ 38,015,112	\$ 63,525,703	\$ 302,670

The accompanying notes are an integral part of these financial statements

BEAUFORT COUNTY, SOUTH CAROLINA

**STATEMENT OF REVENUES, EXPENSES AND CHANGES IN FUND NET POSITION
PROPRIETARY FUNDS
FOR THE FISCAL YEAR ENDED JUNE 30, 2021**

	Business-Type Activities - Enterprise Funds				Internal
	Stormwater	Beaufort	Hilton Head	Totals	Service Fund
	Utility	Executive Airport	Airport		Garage
Operating Revenues					
Garage billings	\$ -	\$ -	\$ -	\$ -	\$ 53,803
Fuel and oil sales	-	500,147	-	500,147	561,238
Stormwater Utility fees	5,852,700	-	-	5,852,700	-
Stormwater Utility project billings	720,247	-	-	720,247	-
Fixed base operator revenue	-	-	573,057	573,057	-
Passenger facility charges	-	-	605,408	605,408	-
Operating agreements/commission revenue	-	7,221	771,053	778,274	-
Concession sales	-	5,235	-	5,235	-
Firefighting/security fees	-	-	812,198	812,198	-
Landing fees	-	34,380	298,638	333,018	-
Parking/taxi fees	-	-	51,988	51,988	-
Rentals	-	-	945,070	945,070	-
Hangar rentals	-	201,138	224,239	425,377	-
Other charges	20,395	3,175	161,350	184,920	30,752
Total operating revenues	<u>6,593,342</u>	<u>751,296</u>	<u>4,443,001</u>	<u>11,787,639</u>	<u>645,793</u>
Operating Expenses					
Costs of sales and services	-	357,939	-	357,939	-
Personnel	1,940,326	205,938	1,468,930	3,615,194	20,054
Purchased services	1,464,481	147,049	2,478,127	4,089,657	509,494
Supplies	346,444	12,675	56,549	415,668	548,050
Depreciation	425,260	52,540	312,160	789,960	8,767
Total operating expenses	<u>4,176,511</u>	<u>776,141</u>	<u>4,315,766</u>	<u>9,268,418</u>	<u>1,086,365</u>
Operating income (loss)	<u>2,416,831</u>	<u>(24,845)</u>	<u>127,235</u>	<u>2,519,221</u>	<u>(440,572)</u>
Non-Operating Revenues (Expenses)					
Operating grant	-	-	222,326	222,326	-
Non-operating grant expenses	-	(35,264)	-	(35,264)	-
Interest income	50,160	5	92	50,257	-
Interest expense	(188,193)	-	(70,957)	(259,150)	-
Total non-operating revenues (expenses)	<u>(138,033)</u>	<u>(35,259)</u>	<u>151,461</u>	<u>(21,831)</u>	<u>-</u>
Income (loss) before capital contributions and transfers	<u>2,278,798</u>	<u>(60,104)</u>	<u>278,696</u>	<u>2,497,390</u>	<u>(440,572)</u>
Capital Contributions					
Capital grants - federal	86,187	30,000	3,107,464	3,223,651	-
Capital grants - state	-	-	13,021	13,021	-
Total capital contributions	<u>86,187</u>	<u>30,000</u>	<u>3,120,485</u>	<u>3,236,672</u>	<u>-</u>
Transfers					
Transfer in	-	-	-	-	431,701
Total transfers	<u>-</u>	<u>-</u>	<u>-</u>	<u>-</u>	<u>431,701</u>
Change in net position	2,364,985	(30,104)	3,399,181	5,734,062	(8,871)
Net position, beginning	<u>9,790,536</u>	<u>2,616,178</u>	<u>22,079,682</u>	<u>34,486,396</u>	<u>-</u>
Net position, ending	<u>\$ 12,155,521</u>	<u>\$ 2,586,074</u>	<u>\$ 25,478,863</u>	<u>\$ 40,220,458</u>	<u>\$ (8,871)</u>

The accompanying notes are an integral part of these financial statements.

BEAUFORT COUNTY, SOUTH CAROLINA

**STATEMENT OF CASH FLOWS
PROPRIETARY FUNDS
FOR THE FISCAL YEAR ENDED JUNE 30, 2021**

	Business-Type Activities - Enterprise Funds				Internal
	Stormwater Utility	Beaufort Executive Airport	Hilton Head Airport	Totals	Service Fund Garage
Cash Flows from Operating Activities:					
Cash received from customers and users	\$ 6,627,257	\$ 712,217	\$ 5,935,700	\$ 13,275,174	\$ 489,723
Cash received from other funds	-	(37,413)	(931,632)	(969,045)	-
Cash paid to employees	(2,223,390)	(163,963)	(1,151,125)	(3,538,478)	1,626
Cash paid to suppliers	(1,702,285)	(505,582)	(3,077,645)	(5,285,512)	(923,050)
Total provided by (used in) operating activities	2,701,582	5,259	775,298	3,482,139	(431,701)
Cash Flows from Non-capital Financing Activities:					
Operating grant - TSA	-	-	222,326	222,326	-
Interfund transfer	-	-	-	-	431,701
Non-operating grant expenses	-	(35,264)	-	(35,264)	-
Principal payment on note payable - Due to debt service fund	-	-	(174,286)	(174,286)	-
Interest paid	(188,193)	-	(70,957)	(259,150)	-
Total provided by (used in) non-capital financing activities	(188,193)	(35,264)	(22,917)	(246,374)	431,701
Cash Flows from Capital and Related Financing Activities:					
FAA grants	86,187	30,000	3,107,464	3,223,651	-
SCAC grants	-	-	13,021	13,021	-
Purchase of capital assets	(342,161)	-	(3,872,958)	(4,215,119)	-
Total provided by (used in) capital and related financing activities	(255,974)	30,000	(752,473)	(978,447)	-
Cash Flows from Investing Activities:					
Interest income	50,160	5	92	50,257	-
Total provided by investing activities	50,160	5	92	50,257	-
Net change in Cash and Cash Equivalents	2,307,575	-	-	2,307,575	-
Cash and Cash Equivalents, beginning of year	14,951,281	250	-	14,951,531	-
Cash and Cash Equivalents, end of year	\$ 17,258,856	\$ 250	\$ -	\$ 17,259,106	\$ -

(Continued)

BEAUFORT COUNTY, SOUTH CAROLINA

**STATEMENT OF CASH FLOWS
 PROPRIETARY FUNDS
 FOR THE FISCAL YEAR ENDED JUNE 30, 2021**

	Business-Type Activities - Enterprise Funds				Internal
	Stormwater Utility	Beaufort Executive Airport	Hilton Head Airport	Totals	Service Fund Garage
Reconciliation of Operating Income (Loss) to Net Cash Flows Provided by (Used in) Operating Activities:					
Operating Income (loss)	\$ 2,416,831	\$ (24,845)	\$ 127,235	\$ 2,519,221	\$ (440,572)
Adjustments to reconcile:					
Depreciation	425,260	52,540	312,160	789,960	8,767
Changes in Assets and Liabilities:					
Decrease (increase) in accounts receivable	33,915	(39,079)	1,492,699	1,487,535	(156,070)
Increase in inventories	(19,330)	(513)	-	(19,843)	-
Decrease in other current assets	58,419	19,464	44,275	122,158	4,007
Increase (decrease) in accounts payable	69,551	(6,870)	(587,244)	(524,563)	150,541
Decrease in due to general fund	-	(37,413)	(931,632)	(969,045)	-
Increase (decrease) in accrued payroll	(7,257)	4,763	13,425	10,931	1,626
Increase (decrease) in accrued compensated absences	(28,340)	810	(10,029)	(37,559)	-
Increase (decrease) in pension deferred inflows/outflows and liability	(247,467)	36,402	314,409	103,344	-
	(140,509)	(22,436)	335,903	172,958	104
Net Cash Flow Provided by (used in) Operating Activities	\$ 2,701,582	\$ 5,259	\$ 775,298	\$ 3,482,139	\$ (431,701)

The accompanying notes are an integral part of these financial statements.

BEAUFORT COUNTY, SOUTH CAROLINA

**STATEMENT OF FIDUCIARY NET POSITION
CUSTODIAL FUNDS
JUNE 30, 2021**

	<u>Public Service Districts</u>	<u>Fire Districts</u>	<u>Tax Districts</u>	<u>Special Assessments</u>	<u>Departmentally Held Funds</u>	<u>Total</u>
<u>ASSETS</u>						
Cash and cash equivalents	\$ 2,313,135	\$ 9,357,952	\$ 267,062,385	\$ 155,230	\$ 15,889,981	\$ 294,778,683
Taxes receivable	745	29,288	13,315,654	-	-	13,345,687
Total Assets	<u>2,313,880</u>	<u>9,387,240</u>	<u>280,378,039</u>	<u>155,230</u>	<u>15,889,981</u>	<u>308,124,370</u>
<u>LIABILITIES</u>						
Due to others	-	457,740	453,749	5,783	-	917,272
Total Liabilities	<u>-</u>	<u>457,740</u>	<u>453,749</u>	<u>5,783</u>	<u>-</u>	<u>917,272</u>
<u>NET POSITION</u>						
Restricted: Individuals, organizations and other governments	<u>2,313,880</u>	<u>8,929,500</u>	<u>279,924,290</u>	<u>149,447</u>	<u>15,889,981</u>	<u>\$ 307,207,098</u>
Total net position	<u>\$ 2,313,880</u>	<u>\$ 8,929,500</u>	<u>\$ 279,924,290</u>	<u>\$ 149,447</u>	<u>\$ 15,889,981</u>	<u>\$ 307,207,098</u>

The accompanying notes are an integral part of these financial statements.

BEAUFORT COUNTY, SOUTH CAROLINA

**STATEMENT OF CHANGES IN FIDUCIARY NET POSITION
CUSTODIAL FUNDS
FOR THE FISCAL YEAR ENDED JUNE 30, 2021**

	<u>Public Service Districts</u>	<u>Fire Districts</u>	<u>Tax Districts</u>	<u>Special Assessments</u>	<u>Departmentally Held Funds</u>	<u>Total</u>
Additions						
Taxes	\$ 6,638,399	\$ 33,354,186	\$ 352,584,443	\$ 46,156	\$ -	\$ 392,623,184
Fines and fees	19,650	102,367	815,529	87	-	937,633
Other	-	-	341,957,613	-	21,907,452	363,865,065
Interest	8,863	23,321	783,198	159	61,122	876,663
Total additions	<u>6,666,912</u>	<u>33,479,874</u>	<u>696,140,783</u>	<u>46,402</u>	<u>21,968,574</u>	<u>758,302,545</u>
Deductions						
Taxes and fees paid to other governments	7,251,589	35,153,940	62,925,399	-	-	105,330,928
Other custodial disbursements	-	-	526,492,250	63,823	20,402,011	546,958,084
Total deductions	<u>7,251,589</u>	<u>35,153,940</u>	<u>589,417,649</u>	<u>63,823</u>	<u>20,402,011</u>	<u>652,289,012</u>
Net increase (decrease) in fiduciary net position	(584,677)	(1,674,066)	106,723,134	(17,421)	1,566,563	106,013,533
Net position, beginning of year, as restated	<u>2,898,557</u>	<u>10,603,566</u>	<u>173,350,603</u>	<u>166,868</u>	<u>14,323,418</u>	<u>201,343,012</u>
Net position, end of year	<u>\$ 2,313,880</u>	<u>\$ 8,929,500</u>	<u>\$ 280,073,737</u>	<u>\$ 149,447</u>	<u>\$ 15,889,981</u>	<u>\$ 307,356,545</u>

The accompanying notes are an integral part of these financial statements.

BEAUFORT COUNTY, SOUTH CAROLINA

NOTES TO FINANCIAL STATEMENTS JUNE 30, 2021

NOTE 1. SUMMARY OF SIGNIFICANT ACCOUNTING POLICIES

The financial statements of Beaufort County, South Carolina (the "County") have been prepared in conformity with accounting principles generally accepted in the United States of America ("GAAP") as applied to governmental units. The Governmental Accounting Standards Board ("GASB") is the accepted standard-setting body for establishing governmental accounting and financial reporting principles. The more significant of the government's accounting policies are described below.

Reporting Entity

The County operates under the Council/Administrator form of government with Council members elected for four-year terms from each of the eleven single-member districts. This report includes all funds of the County that are controlled by this governing body, and are considered to be the "reporting entity" known as Beaufort County.

Government-Wide Financial Statements

The statement of net position and the statement of activities display information about the County as a whole. These statements include the financial activities of the primary government, except for fiduciary funds. For the most part, the effect of interfund activity has been removed from the statements. The statements distinguish between those activities of the County that are governmental and those that are considered business-type activities.

The Statement of Net Position presents the financial condition of the governmental and business-type activities for the County at year-end. The Statement of Activities presents a comparison between direct expenses and program revenues for each program or function of the County's governmental activities and for the business-type activities of the County. Direct expenses are those that are specifically associated with a service, program, or department and, therefore, clearly identifiable to a particular function. Program revenues include charges paid by the recipient for the goods or services offered by the program, grants and contributions that are restricted to meeting the operational or capital requirements of a particular program, and interest earned on grants that is required to be used to support a particular program. Revenues which are not classified as program revenues are presented as general revenues of the County, with certain limited exceptions. The comparison of direct expenses with program revenues identifies the extent to which each business segment or governmental function is self-financing or draws from the general revenues of the County.

NOTES TO FINANCIAL STATEMENTS

NOTE 1. SUMMARY OF SIGNIFICANT ACCOUNTING POLICIES (CONTINUED)

Fund Financial Statements

During the year, the County segregates transactions related to certain county functions or activities in separate funds in order to aid financial management and to demonstrate legal compliance. Fund financial statements are designed to present financial information of the County at this more detailed level. The focus of governmental and enterprise fund financial statements is on major funds. Each major fund is presented in a separate column. Nonmajor funds are aggregated and presented in a single column.

Measurement Focus, Basis of Accounting and Financial Statement Presentation

The government-wide financial statements are reported using the economic resources measurement focus and the accrual basis of accounting, as are the proprietary funds and the fiduciary fund financial statements. Revenues are recorded when earned and expenses are recorded when a liability is incurred, regardless of the timing of related cash flows. Property taxes are recognized as revenues in the year for which they are levied. Grants and similar items are recognized as revenue as soon as all eligibility requirements imposed by the provider have been met.

Governmental fund financial statements are reported using the current financial resources measurement focus and the modified accrual basis of accounting. Revenues are recognized as soon as they are both measurable and available. Revenues are considered to be available when they are collectible within the current period or soon enough thereafter to pay liabilities of the current period. For this purpose, the government considers revenues to be available if they are collected within 60 days of the end of the current fiscal period. Expenditures generally are recorded when a liability is incurred, as under accrual accounting. However, debt service expenditures, as well as expenditures related to compensated absences and claims and judgments, are recorded only when payment is due.

Property taxes, franchise taxes, licenses, and interest associated with the current fiscal period are all considered to be susceptible to accrual and so have been recognized as revenues of the current fiscal period. All other revenue items are considered to be measurable and available only when cash is received by the government.

NOTES TO FINANCIAL STATEMENTS

NOTE 1. SUMMARY OF SIGNIFICANT ACCOUNTING POLICIES (CONTINUED)

Measurement Focus, Basis of Accounting and Financial Statement Presentation (Continued)

The government reports the following major governmental funds:

- The **General Fund** is the government's primary operating fund. It accounts for all financial resources of the general government, except those required to be accounted for in another fund.
- The **ARPA Fund** accounts for grant funds awarded to the County from the U.S. Department of Treasury as part of the State and Local Fiscal Recovery Fund under the American Rescue Plan.
- The **County Wide General Obligation Bonds Fund** accounts for the debt service of the bonds issued for various capital projects throughout the County.
- The **Sales Tax Projects Fund** accounts for the expenditures of the 1% local sales tax referendum (2006) proceeds which are used for various capital projects throughout the County.

The County reports the following enterprise funds as major proprietary funds:

- The **Stormwater Utility Fund** is used to account for all revenue and expenses related to the County's Stormwater Utility operations.
- The **Beaufort Executive Airport Fund** is used to account for all revenue and expenses related to the County's Beaufort Executive Airport.
- The **Hilton Head Island Airport Fund** is used to account for all revenue and expenses related to the County's Hilton Head Island Airport.

NOTES TO FINANCIAL STATEMENTS

NOTE 1. SUMMARY OF SIGNIFICANT ACCOUNTING POLICIES (CONTINUED)

Measurement Focus, Basis of Accounting and Financial Statement Presentation (Continued)

The County's proprietary funds also include an Internal Service Fund to account for the financing of goods and services provided by one department or agency to other departments or agencies of the County or to other governments, on a user charge basis. This fund includes the County Garage, which accounts for the maintenance and repair of vehicles.

Additionally, the government reports the following non-major fund types:

Special Revenue Funds

- The special revenue funds are used to account for the proceeds of specific revenue sources (other than special assessments, or major capital projects) that are legally restricted or committed to expenditures for specified purposes other than debt service and capital projects.

Debt Service Funds

- Debt service funds are used to account for the accumulation of restricted resources for, and the payment of, general long-term debt principal and interest.

Capital Projects Funds

- Capital projects funds are used to account for financial restricted resources to be used for the acquisition or construction of major capital facilities.

Custodial Funds

- The custodial funds account for monies held on behalf of school districts, special districts, and other agencies that use the County as a depository or property taxes are collected on behalf of the other governments.

NOTES TO FINANCIAL STATEMENTS

NOTE 1. SUMMARY OF SIGNIFICANT ACCOUNTING POLICIES (CONTINUED)

Measurement Focus, Basis of Accounting and Financial Statement Presentation (Continued)

As a general rule, the effect of interfund activity has been eliminated from the government-wide financial statements. Exceptions to this general rule are charges between the government's garage function and various other functions of the government. Elimination of these charges would distort the direct costs and program revenues reported for the various functions concerned.

Amount reported as program revenues include: 1) charges to customers or applicants for goods, services or privileges provided, 2) operating grants and contributions, and 3) capital grants and contributions. Internally dedicated resources are reported as general revenues rather than as program revenues. Likewise, general revenues include all taxes.

Proprietary funds distinguish operating revenues and expenses from non-operating items. Operating revenues and expenses generally result from providing services and producing and delivering goods in connection with a proprietary fund's principal ongoing operations. The principal operating revenues of the County enterprise fund are charges to customers for sales and services. Operating expenses for enterprise funds include the cost of sales and services, administrative expenses, and depreciation on capital assets. All revenues and expenses not meeting this definition are reported as non-operating revenues and expenses.

Net Position

Net position represents the difference between assets, liabilities and deferred inflows/outflows of resources. Net position invested in net capital assets consists of capital assets, net of accumulated depreciation, reduced by the outstanding balances of any borrowing used for the acquisition, construction or improvements of those assets. Net position is reported as restricted when there are limitations imposed on their use either through the enabling legislation adopted by the County or through external restriction imposed by creditors, grantors, laws, or regulations of other governments. Net position invested in net capital assets was as follows:

	Governmental	Business Type
Net Capital Assets	\$ 538,720,072	\$ 42,813,921
Less: Current Portion of Long-Term Debt	(19,260,000)	-
Long-Term Obligations	(198,955,619)	-
Unspent Bond Proceeds	42,902,093	-
Add Deferred Charge on Refundings	2,088,863	-
	\$ 365,495,409	\$ 42,813,921

NOTES TO FINANCIAL STATEMENTS

NOTE 1. SUMMARY OF SIGNIFICANT ACCOUNTING POLICIES (CONTINUED)

Deferred Outflows/Inflows of Resources

In addition to assets, the statement of net position reports a separate section for *deferred outflows of resources*. This separate financial statement element represents a consumption of net assets that applies to a future period(s) and so will not be recognized as an outflow of resources (expense/expenditure) until then. The County has five items that qualify for reporting in this category. These five items relate to the County's pension plan and are reported in the government-wide and proprietary fund Statements of Net Position. (1) Experience gains result from periodic studies by the County's actuary, which adjust the net pension liability for actual experience for certain trend information that was previously assumed, for example the assumed dates of retirement of plan members. These experience gains are recorded as deferred outflows of resources and are amortized into pension expense over the expected remaining service lives of the plan members. (2) Changes in actuarial assumptions adjust the net pension liabilities and are amortized into pension expense over the expected remaining service lives of plan members. (3) The differences between projected investment return on pension investments and actual return on those investments are deferred and amortized against pension expense over a five-year period. (4) The changes in the County's proportionate share of the collective net pension liability and differences between actual employer contributions and proportionate share of the total plan employer contributions are specific to cost-sharing multiple employer defined benefit pension plans and represent the current period amortized portions of these deferred outflows. (5) Any contributions made by the County to the pension plan before year-end but subsequent to the measurement date of the County's net pension liability are reported as deferred outflows of resources.

In addition to liabilities, the Statement of Net Position and the Governmental Funds Balance Sheet reports a separate section for *deferred inflows of resources*. This separate financial statement element represents an acquisition of net assets that applies to a future period(s) and so will not be recognized as an inflow of resources (revenue) until that time. The County has three types of items that qualify for reporting in this category, one of which arises only under the modified accrual basis of accounting. Accordingly, the item, *unavailable revenue*, is reported only in the Governmental Funds Balance Sheet. The governmental funds report unavailable revenues from: 1) property taxes, and these amounts are deferred and will be recognized as an inflow of resources in the period in which the amounts become available. The other items relate to the County's pension and are reported in the government-wide and proprietary fund Statements of Net Position; 2) certain experience losses (discussed in the previous paragraph) are deferred and amortized against expense over a five-year period, resulting in recognition as deferred inflows of resources; and 3) additionally, the changes in the County's proportionate share of the collective net pension liability and differences between actual employer contributions and proportionate share of the total plan employer contributions (discussed in the previous paragraph) are specific to cost-sharing multiple employer defined benefit pension plans and represent the current period amortized portions of these deferred inflows.

NOTES TO FINANCIAL STATEMENTS

NOTE 1. SUMMARY OF SIGNIFICANT ACCOUNTING POLICIES (CONTINUED)

Net Position Flow Assumption

Sometimes the County will fund outlays for a particular purpose from both restricted (e.g., restricted bond or grant proceeds) and unrestricted resources. In order to calculate the amounts to report as restricted – net position and unrestricted – net position in the government-wide and proprietary fund financial statements, a flow assumption must be made about the order in which the resources are considered to be applied. It is the County's policy to consider restricted – net position to have been depleted before unrestricted – net position is applied.

Cash and Cash Equivalents

The County's cash and cash equivalents are considered to be cash on hand, demand deposits, and short-term investments with original maturities of three months or less from the date of acquisition.

Equity in Pooled Cash and Investments

The County maintains a pooled cash and investment account for all funds for accounting and investment purposes. This gives the County the ability to invest idle cash for short periods of time and to earn the most favorable available rate of return. The "equity in pooled cash and investments" represents the amount of pooled cash and investments owned by each fund of the County. Certain individual funds may reflect a cash deficit, from time to time. These cash deficits are not considered an equity transfer since the transfer has not been approved by County Council and is considered to be temporary in nature.

Investments

Investments with a readily determined fair value are stated at fair value, which approximates cost. State statutes authorize the County to invest in obligations of the United States and its agencies, general obligations (not revenue obligations) of the State of South Carolina and its political subdivisions, savings and loan associations to the extent of federal insurance, certificates of deposits collaterally secured, and the State Treasurer's Investment Pool ("LGIP"). The LGIP is an investment mechanism authorized by the South Carolina State Legislature and is not registered with the SEC as an investment company. There is no regulatory oversight of the pool. The pool's primary objective is to acquire maximum returns on investments by pooling available funds with funds from other political subdivisions. The total fair value of the investment pool is apportioned to the entities with funds invested on an equal basis for each share owned, which are acquired at a cost of \$1. Investments in the pool are stated at fair value, which approximates cost. The remaining investments of the County are reported at fair value.

NOTES TO FINANCIAL STATEMENTS

NOTE 1. SUMMARY OF SIGNIFICANT ACCOUNTING POLICIES (CONTINUED)

Receivables

All receivables are reported at their gross value and when appropriate, are reduced by the estimated portion that is uncollectible.

Inventories

Inventories recorded in the Beaufort Executive Airport Fund and the Stormwater Utility Fund consist of fuels and supplies. Supplies are reported at cost, and fuel is reported at the lower of “first in, first out” cost or market.

Capital Assets

Capital assets purchased or acquired with an original cost of \$5,000 or more are reported at historical cost or estimated historical cost. Contributed assets are reported at acquisition value as of the date received. Additions, improvements and other capital outlays that significantly extend the useful life of an asset are capitalized. Other costs incurred for repairs and maintenance are expensed as incurred. Depreciation on all assets is calculated on the straight-line basis starting in the month of purchase/completion over the following estimated useful lives:

Buildings	25 Years
Improvements	25 Years
Infrastructure	25 Years
Equipment	5 – 10 Years

In lieu of annual depreciation, the County has elected to use the “modified approach” for its infrastructure assets within its Hilton Head Island Airport and its Beaufort Executive Airport, which consists of reporting as required supplemental information (“RSI”) the current assessed condition of the assets pursuant to its runway, taxiway, and apron management system and the estimated annual amounts to maintain and preserve such assets along with actual amounts expensed during the period.

Long-Term Obligations

In the government-wide financial statements and proprietary funds financial statements, long-term debt and other long-term obligations are reported as liabilities in the applicable government activities, business-type activities, or proprietary fund type statement of net position. Bond premiums and discounts are deferred and amortized over the life of the bonds using the effective interest method.

NOTES TO FINANCIAL STATEMENTS

NOTE 1. SUMMARY OF SIGNIFICANT ACCOUNTING POLICIES (CONTINUED)

Long-Term Obligations (Continued)

In the fund financial statements, governmental fund types recognize bond premiums and discounts during the current period. The face amount of debt issued is reported as bond proceeds. Premiums received on debt issuances are reported as interest on investments while discounts and issuance costs are reported as interest and fees expenditures.

Compensated Absences

The County accrues compensated absences and associated employee-related costs when earned by the employee. The General Fund is used to liquidate the liability for non-proprietary fund accrued compensated absences.

Due To and From Other Funds/Internal Balances

Interfund receivables and payables in the fund financial statements and internal balances in the government-wide financial statements arise from interfund transactions and are recorded by all funds affected in the period in which transactions are executed. As a general rule, the effect of interfund activity has been eliminated from the government-wide financial statements.

Revenues

Substantially all governmental fund revenues are accrued. Property taxes are billed and collected within the same period in which the taxes are levied.

Expenditures

Expenditures are recognized when the related fund liability is incurred.

Use of Estimates

The preparation of financial statements in conformity with GAAP requires management to make estimates and assumptions that affect the County's financial position and results of operations and disclosure of contingent assets and liabilities. Actual results could differ from those estimates.

NOTES TO FINANCIAL STATEMENTS

NOTE 1. SUMMARY OF SIGNIFICANT ACCOUNTING POLICIES (CONTINUED)

Budgets and Budgetary Accounting

The County uses GAAP as the basis for its budgeting and uses the following procedures in establishing the budgetary data reflected in the financial statements:

- 1) The County Administrator submits to County Council, prior to June 1, proposed operating, special revenue, debt service, and capital improvement ("CIP") budgets for the fiscal year commencing July 1. The operating, special revenue, debt service, and CIP budgets include proposed expenditures, revenues, and financing sources.
- 2) The Council requires such changes to be made as it deems necessary, provided the budget remains in balance and is subject to the notice of hearing requirements of Section 4-9-140 of the South Carolina Statutes.
- 3) Public hearings are held pursuant to Section 4-9-140 of the South Carolina Statutes in order for the Council to adopt the tentative and final budget.
- 4) Prior to July 1, the operating, special revenue, debt service and CIP budgets are legally enacted through passage of an ordinance setting forth anticipated revenues and appropriations by fund.
- 5) The County Administrator or his designee is authorized to transfer funds among operating accounts or among capital accounts within a department. All transfers over \$25,000 between departments and programs or between operating and capital accounts must be authorized by the Council in accordance with Section 4-9-140 of the South Carolina Statutes. In accordance with County Ordinance 2012/07, Section 10, amounts of \$25,000 or less can be approved by the County Administrator and/or his designee. Any transfer in excess of \$25,000 for individual expenditures or in excess of \$50,000 cumulatively during any fiscal year is to be authorized by County Council, or its designee.
- 6) Formal budgetary integration is employed as a measurement control device for all governmental funds of the County. The legal level of budgetary control (i.e. the level at which expenditures may not legally exceed appropriations) is the department level.
- 7) Budgets for the governmental fund types are adopted on a basis consistent with generally accepted accounting principles. This was consistent across all funds other than the capital projects fund which budgets a project by project basis.

NOTES TO FINANCIAL STATEMENTS

NOTE 1. SUMMARY OF SIGNIFICANT ACCOUNTING POLICIES (CONTINUED)

Budgets and Budgetary Accounting (Continued)

- 8) Revenues in excess of the current budget ordinance may be expended as directed by the revenue source or for the purpose for which the funds were generated without further approval by County Council, as per Section 14 of County Ordinance 2006/14.
- 9) Revenues and expenditures of the capital projects fund are budgeted on a project basis and are, therefore, excluded from presentation in the financial statements.

NOTE 2. CASH AND INVESTMENTS

State Statute authorizes the County to invest in: 1) obligations of the United States and agencies thereof; 2) general obligations of the State of South Carolina or any of its political units provided such obligations are rated as an "A" or better by Moody's Investors Service, Inc. and Standard and Poor's Corporation or their respective successors; 3) interest bearing accounts in financial institutions to the extent that same are insured by an agency of the Federal Government; 4) certificates of deposit where the certificates are collaterally secured by securities of the type described above, held by a third-party as escrow agent or custodian, of a market value not less than the amount of the certificates of deposit so secured, including interest, provided, however, such collateral shall not be required to the extent the same are insured by an agency of the Federal Government; or 5) deposit accounts with banking institutions insured and secured in the same manner. The Statutes provide that all authorized investments shall have maturities consistent with the time or times when the invested monies will be needed in cash.

Deposits

Deposits include cash and cash equivalents on deposits in banks and non-negotiable certificates of deposit. All deposits under the control of the County Treasurer are fully insured or collateralized as of June 30, 2021 with securities held by the counterparty's trust department, line of credit, or agent in the County's name.

Investments

The County's certificates of deposit are presented at cost, whereas, the County's remaining investments are presented at fair value. Securities are valued at the last reported sales price as provided by an independent pricing service. Investment income consists of realized and unrealized appreciation (depreciation) in the fair value of investments and interest income earned.

NOTES TO FINANCIAL STATEMENTS

NOTE 2. CASH AND INVESTMENTS (CONTINUED)

Investments (Continued)

As of June 30, 2021, the County had the following investments and maturities:

<u>Investment Type</u>	<u>Fair Value</u>	<u>Investment Maturities</u>		
		<u>Less than 1 year</u>	<u>More than 1 year but less than 5 years</u>	<u>More than 5 years</u>
Certificates	\$ 35,034,116	\$ 35,034,116	\$ -	\$ -
U.S. Government Agencies Securities	109,965,619	6,522,836	98,524,973	4,917,810
State of S.C. Treasurer's Investment Pool	<u>420,752,614</u>	<u>420,752,614</u>	<u>-</u>	<u>-</u>
Total Investments held in the County's name	<u>\$ 565,752,349</u>	<u>\$ 462,309,566</u>	<u>\$ 98,524,973</u>	<u>\$ 4,917,810</u>

The County's investments measured and reported at fair value are classified according to the following hierarchy:

- Level 1 – Investments reflect prices quoted in active markets.
- Level 2 – Investments reflect prices that are based on a similar observable asset either directly or indirectly, which may include inputs in markets that are not considered to be active.
- Level 3 – Investments reflect prices based upon unobservable sources.

The categorization of investments within the hierarchy is based upon the pricing transparency of the instrument and should not be perceived as the particular investment's risk. Money market mutual funds classified in Level 1 of the fair value hierarchy are valued directly from a predetermined primary external pricing vendor. Assets classified in Level 2 are subject to pricing by an alternative pricing source due to lack of information available by the primary vendor. The County has no investments classified in Level 3 of the fair value hierarchy.

NOTES TO FINANCIAL STATEMENTS

NOTE 2. CASH AND INVESTMENTS (CONTINUED)

Investments (Continued)

<u>Investment</u>	<u>Fair Value</u>	<u>Fair Value Measurements</u>		
		<u>Level 1</u>	<u>Level 2</u>	<u>Level 3</u>
Investments by Fair Value Level				
U.S. Government Agencies Securities	\$ 109,965,619	\$ 27,023,444	\$ 82,942,175	\$ -
Total Investments by Fair Value Level	<u>\$ 109,965,619</u>	<u>\$ 27,023,444</u>	<u>\$ 82,942,175</u>	<u>\$ -</u>

The South Carolina Local Government Investment Pool (“State of S.C. Treasurer’s Investment Pool”) investments are invested with the South Carolina State Treasurer’s Office, which established the State of S.C. Treasurer’s Investment Pool pursuant to Section 6-6-10 of the South Carolina Code. The State of S.C. Treasurer’s Investment Pool is an investment trust fund, in which public monies in excess of current needs, which are under the custody of any county treasurer or any governing body of a political subdivision of the State, may be deposited. In accordance with GASB Statement No. 31 *Accounting and Financial Reporting for Certain Investments and for External Investment Pools*, investments are carried at fair value determined annually based upon quoted market prices for identical or similar investments. The total fair value of the State of S.C. Treasurer’s Investment Pool is apportioned to the entities with funds invested on an equal basis for each share owned, which are acquired at a cost of \$1. Funds may be deposited by State of S.C. Treasurer’s Investment Pool participants at any time and may be withdrawn upon 24 hours’ notice. Financial Statements for the State of S.C. Treasurer’s Investment Pool may be obtained by writing the Office of State Treasurer, Local Government Investment Pool, Post Office Box 11778, Columbia, South Carolina 29211.

NOTES TO FINANCIAL STATEMENTS

NOTE 2. CASH AND INVESTMENTS (CONTINUED)

Custodial Credit Risk

Custodial Credit Risk for investments is the risk that in the event of a failure of the counterparty to a transaction, the County will not be able to recover the value of investments or collateral securities that are in possession of an outside party. The County's policy with respect to custodial credit risk is that all of the County's investments must be insured or collateralized.

Credit Risk

As of June 30, 2021, the County's investments in U.S. Government Agencies Securities are rated Aaa by Moody's Investors. Statutes also allow the State Treasurer to assist local governments in investing funds. The State Treasurer also provides oversight for the State Treasurer's Investment Pool which is unrated, of which; the fair value of the County's investments is the same as the value of the pooled shares. The County's investment in the certificate of deposit is also unrated. Credit risk is the risk that an issuer or other counterparty to an investment will not fulfill its obligations to the County. The County's credit risk policy to mitigate the potential loss of principal is to purchase only high investment grade fixed-income securities. The County's investments are fully collateralized by U.S. Government Securities and are not subject to credit risk.

Interest Rate Risk

Interest rate risk is the risk that changes in the interest rates will adversely affect the fair value of an investment. The County's respective maturity dates are as noted on a previous page. The County does not have a policy with respect to interest rate risk.

Concentration of Credit Risk

This is the risk of loss attributable to the magnitude of the County's investment in a single issuer. The County's policy is to minimize the concentration of credit risk by diversifying the investment portfolio so that the impact of potential losses from any one type of security or issuer will be minimized, although there is no formal limit on the amount the County may invest in any one issuer.

The County does not invest in foreign securities or have transactions with foreign currency, and as a result does not have a policy for foreign currency risk.

NOTES TO FINANCIAL STATEMENTS

NOTE 3. RECEIVABLES/DUE FROM OTHER GOVERNMENTS/NOTE RECEIVABLE

Receivables

All property taxes receivable are shown net of allowances for uncollectibles. The County considers all taxes to be collectible; therefore, no allowance for uncollectibles has been established.

The following details net receivables by governmental fund:

	<u>General</u>	<u>County Wide General Obligation Bonds</u>	<u>Nonmajor Governmental Funds</u>
Property Tax Receivable	\$ 3,081,620	\$ 282,362	\$ 241,229
Accounts Receivable - Other	757,910	102,724	1,145,229
	<u>\$ 3,839,530</u>	<u>\$ 385,086</u>	<u>\$ 1,386,458</u>

The following details net receivables by proprietary fund:

	<u>Stormwater Utility</u>	<u>Beaufort Executive Airport</u>	<u>Hilton Head Airport</u>	<u>Internal Service Fund - Garage</u>
Licenses and Fees Receivable	\$ 106,923	\$ 69,184	\$ 1,116,467	\$ 279,076
	<u>\$ 106,923</u>	<u>\$ 69,184</u>	<u>\$ 1,116,467</u>	<u>\$ 279,076</u>

Due from Other Governments

The following details the due from other governments by governmental fund:

	<u>General Fund</u>	<u>County Wide General Obligation Bonds</u>	<u>Sales Tax Project</u>	<u>Nonmajor Governmental Funds</u>
Due from Other Governments	\$ 3,420,333	\$ 1,508	\$ 14,709,577	\$ 2,153,933
	<u>\$ 3,420,333</u>	<u>\$ 1,508</u>	<u>\$ 14,709,577</u>	<u>\$ 2,153,933</u>

NOTES TO FINANCIAL STATEMENTS

NOTE 3. RECEIVABLES/DUE FROM OTHER GOVERNMENTS/NOTE RECEIVABLE (CONTINUED)

Due from Other Governments (Continued)

The following details the due from other governments by proprietary fund:

	Stormwater Utility	Hilton Head Airport
Due from Other Governments	\$ 86,187	\$ 892,240
	\$ 86,187	\$ 892,240

Note Receivable from the Technical College of the Lowcountry

In November 2006, the County issued \$17,500,000 in General Obligation bonds bearing interest rates of 3.5% to 8.0% and with varying maturities through 2026. The Technical College of the Lowcountry's portion of this bond is \$1,500,000.

The following reflects the future minimum payments receivable at June 30, 2021, under this note receivable:

Fiscal Year Ending June 30,	Amount
2022	\$ 102,724
2023	102,724
2024	102,724
2025	102,724
2026	102,724
Total Minimum Note Payments	513,620
Less Amount Representing Interest	(39,722)
Present Value of Minimum Note Payments	473,898
Less Current Portion	(89,748)
Long-Term Portion	\$ 384,150

Note Receivable from Hilton Head Airport Fund

In September 2007, the County issued a note for \$1,800,000 for the balance owed for the construction of hangars at the Hilton Head Island Airport. The note is payable in quarterly payments of \$24,185, including interest at 2.07% through June 2032.

NOTES TO FINANCIAL STATEMENTS

NOTE 3. RECEIVABLES/DUE FROM OTHER GOVERNMENTS/NOTE RECEIVABLE (CONTINUED)

Note Receivable from Hilton Head Airport Fund (Continued)

Annual requirements to amortize the note receivable from Hilton Head Airport Fund outstanding at June 30, 2021, are as follows:

<u>Fiscal Year Ending June 30,</u>	Note Payable to Debt		
	<u>Service Fund</u>	<u>Principal</u>	<u>Interest</u>
2022	\$ 96,740	\$ 77,685	\$ 19,055
2023	96,740	79,306	17,434
2024	96,740	80,961	15,779
2025	96,740	82,650	14,090
2026	95,740	83,374	12,366
2027 – 2031	483,703	449,021	34,682
2032	97,744	96,505	1,239
Total	<u>\$ 1,064,147</u>	<u>\$ 949,502</u>	<u>\$ 114,645</u>

In November 2014, the County issued a note for \$2,260,000 for various capital projects at the Hilton Head Island Airport. The Federal Aviation Administration (“FAA”) provides grants that are 90% funded. The other 10% of project costs are provided by the South Carolina Aeronautical Commission (“SCAC”) and the Hilton Head Island Airport, 5% each. The proceeds from this note are intended to offset the Airport’s share of costs for these projects. The note is payable in quarterly payments of \$37,125, including interest at 2.94% through December 2034.

Annual requirements to amortize the note receivable from Hilton Head Airport Fund outstanding at June 30, 2021, are as follows:

<u>Fiscal Year Ending June 30,</u>	Note Payable to Debt		
	<u>Service Fund</u>	<u>Principal</u>	<u>Interest</u>
2022	\$ 148,502	\$ 101,106	\$ 47,396
2023	148,502	104,111	44,391
2024	148,502	107,206	41,296
2025	148,502	110,393	38,109
2026	148,502	113,674	34,828
2027 – 2031	742,509	621,111	121,398
2032 – 2035	519,757	492,194	27,563
Total	<u>\$ 2,004,776</u>	<u>\$ 1,649,795</u>	<u>\$ 354,981</u>

NOTES TO FINANCIAL STATEMENTS

NOTE 3. RECEIVABLES/DUE FROM OTHER GOVERNMENTS/NOTE RECEIVABLE (CONTINUED)

Note Receivable from Stormwater Utility Fund

In June 2017, the County issued a bond for \$5,000,000 to provide capital funding for the MS4 Stormwater initiative. The bond is payable in semi-annual payments, including interest at 2.88% through June 2037.

Annual requirements to amortize the note receivable from Stormwater Utility Fund outstanding at June 30, 2021, are as follows:

<u>Fiscal Year Ending June 30,</u>	Note Payable to Debt		
	<u>Service Fund</u>	<u>Principal</u>	<u>Interest</u>
2022	\$ 247,092	\$ 58,824	\$ 188,268
2023	244,151	58,824	185,327
2024	241,210	58,824	182,386
2025	238,268	58,824	179,444
2026	235,327	58,824	176,503
2027 – 2031	2,606,440	1,925,001	681,439
2032 – 2036	2,571,605	2,277,449	294,156
2037	519,162	503,430	15,732
Total	<u>\$ 6,903,255</u>	<u>\$ 5,000,000</u>	<u>\$ 1,903,255</u>

Interfund Balances between the General Fund and the Proprietary Funds

Interfund advances to/from as of June 30, 2021, are as follows:

<u>Receivable Fund</u>	<u>Payable Fund</u>	<u>Total</u>
General Fund	Hilton Head Airport Fund	\$ 7,177,017
General Fund	Beaufort Executive Airport Fund	1,480,508
		<u>\$ 8,657,525</u>

Advances are used for the long-term interfund loans. The General Fund has two outstanding advances at June 30, 2021 to the Hilton Head Airport Fund and Beaufort Executive Airport Fund for ongoing projects.

NOTES TO FINANCIAL STATEMENTS

NOTE 4. CAPITAL ASSETS

Governmental Activities

	<u>GOVERNMENTAL CAPITAL ASSETS</u>			
	<u>Balance June 30, 2020</u>	<u>Additions</u>	<u>Disposals and Transfers</u>	<u>Balance June 30, 2021</u>
Capital assets not being depreciated				
Land	\$ 135,155,062	\$ 924,743	\$ -	\$ 136,079,805
Easements	18,059,927	-	-	18,059,927
Construction in progress	16,843,535	16,428,990	(7,352,341)	25,920,184
Total capital assets not being depreciated	<u>170,058,524</u>	<u>17,353,733</u>	<u>(7,352,341)</u>	<u>180,059,916</u>
Capital assets being depreciated				
Buildings and improvements	216,576,955	4,594,244	2,433,391	223,604,590
Infrastructure	342,495,073	3,962,238	4,918,950	351,376,261
Equipment	91,851,071	2,400,800	(463,462)	93,788,409
Total capital assets being depreciated	<u>650,923,099</u>	<u>10,957,282</u>	<u>6,888,879</u>	<u>668,769,260</u>
Less accumulated depreciation				
Buildings and improvements	116,781,562	5,550,863	-	122,332,425
Infrastructure	93,523,634	14,780,135	-	108,303,769
Equipment	76,569,736	3,226,103	(322,929)	79,472,910
Total accumulated depreciation	<u>286,874,932</u>	<u>23,557,101</u>	<u>(322,929)</u>	<u>310,109,104</u>
Total capital assets being depreciated, net	<u>364,048,167</u>	<u>(12,599,819)</u>	<u>7,211,808</u>	<u>358,660,156</u>
Governmental activities capital assets, net	<u>\$ 534,106,691</u>	<u>\$ 4,753,914</u>	<u>\$ (140,533)</u>	<u>\$ 538,720,072</u>

For the capital assets of the governmental activities, depreciation is computed on the straight-line method of depreciation over the estimated useful lives of the assets, which range from five to 25 years. Depreciation expense for the year ended June 30, 2021 was \$23,557,101 and the accumulated depreciation as of June 30, 2021 was \$310,109,104.

Internal service funds predominantly serve the governmental funds. Accordingly, capital assets are included as part of the above totals for governmental activities. At year-end, \$23,594 of internal service fund's capital assets are included in the above amounts.

NOTES TO FINANCIAL STATEMENTS

NOTE 4. CAPITAL ASSETS (CONTINUED)

Governmental Activities (Continued)

The depreciation expense was allocated as follows:

GOVERNMENTAL DEPRECIATION EXPENSE

General Government	\$ 6,874,727
Public Safety	2,529,752
Public Works	10,424,414
Public Health	758,618
Public Welfare	4,716
Cultural and Recreation	2,964,874
Total	\$ 23,557,101

Business-Type Activities

PROPRIETARY CAPITAL ASSETS

	Balance June 30, 2020	Additions	Disposals and Transfers	Balance June 30, 2021
Capital assets not being depreciated				
Land	\$ 18,655,856	\$ 1,343,223	\$ -	\$ 19,999,079
Infrastructure	10,176,812	-	-	10,176,812
Construction in progress	4,121,319	2,468,864	-	6,590,183
Total capital assets not being depreciated	32,953,987	3,812,087	-	36,766,074
Capital assets being depreciated				
Buildings and improvements	14,359,399	49,094	-	14,408,493
Equipment	7,740,670	353,938	-	8,094,608
Total capital assets being depreciated	22,100,069	403,032	-	22,503,101
Less accumulated depreciation				
Buildings and improvements	10,546,773	344,682	-	10,891,455
Equipment	5,118,521	445,278	-	5,563,799
Total accumulated depreciation	15,665,294	789,960	-	16,455,254
Total capital assets being depreciated, net	6,434,775	(386,928)	-	6,047,847
Business-type activities capital assets, net	\$ 39,388,762	\$ 3,425,159	\$ -	\$ 42,813,921

NOTES TO FINANCIAL STATEMENTS

NOTE 4. CAPITAL ASSETS (CONTINUED)

Business-Type Activities (Continued)

For the capital assets of the business-type activities, depreciation is computed on the straight-line method of depreciation over the estimated useful lives of the assets, which range from five to 25 years. Depreciation expense for the year ended June 30, 2021 was \$789,960 and the accumulated depreciation as of June 30, 2021 was \$16,455,254.

The depreciation expense was allocated as follows:

PROPRIETARY DEPRECIATION EXPENSE

Stormwater Utility	\$ 425,260
Beaufort Executive Airport	52,540
Hilton Head Airport	312,160
Total	<u>\$ 789,960</u>

NOTE 5. LONG-TERM OBLIGATIONS

A schedule of the County's long-term obligations for governmental activities as of June 30, 2021 are as follows:

	<u>Balance</u> <u>June 30, 2020</u>	<u>Additions</u>	<u>Retirements</u>	<u>Balance</u> <u>June 30, 2021</u>	<u>Due in</u> <u>One Year</u>
General Obligation Bonds	\$ 197,277,818	\$ 42,910,000	\$ 34,392,965	\$ 205,794,853	\$ 19,260,000
Premiums	9,735,210	4,884,021	2,198,465	12,420,766	-
Compensated Absences	4,504,195	7,124,655	7,716,722	3,912,128	547,698
Net pension liability	125,657,105	30,687,255	14,757,320	141,587,040	-
Total	<u>\$ 337,174,328</u>	<u>\$ 85,605,931</u>	<u>\$ 59,065,472</u>	<u>\$ 363,714,787</u>	<u>\$ 19,807,698</u>
 Deferred Charge on Refundings	 <u>\$ 2,613,134</u>	 <u>\$ -</u>	 <u>\$ 524,271</u>	 <u>\$ 2,088,863</u>	 <u>\$ -</u>

A schedule of the County's long-term obligations for business-type activities as of June 30, 2021 are as follows:

	<u>Balance</u> <u>June 30, 2020</u>	<u>Additions</u>	<u>Retirements</u>	<u>Balance</u> <u>June 30, 2021</u>	<u>Due in</u> <u>One Year</u>
Compensated Absences	\$ 178,113	\$ 271,804	\$ 309,363	\$ 140,554	\$ 19,677
Net pension liability	5,377,404	1,278,636	948,420	5,707,620	-
Total	<u>\$ 5,555,517</u>	<u>\$ 1,550,440</u>	<u>\$ 1,257,783</u>	<u>\$ 5,848,174</u>	<u>\$ 19,677</u>

NOTES TO FINANCIAL STATEMENTS

NOTE 5. LONG-TERM OBLIGATIONS (CONTINUED)

For the governmental activities, compensated absences and the net pension liability are substantially liquidated by the General Fund.

General Obligation Bonds

In November 2010, the County issued \$8,125,000 of general obligation refunding bonds bearing interest rates of 2.0% to 4.0% and with varying maturity dates through 2022. The refunding bonds provide resources to purchase U.S. Government State and Local Government Series Securities that were placed in an irrevocable trust for the purpose of generating resources for most future debt service payments on the 2002 County Bonds. As a result, the refunded bonds are considered to be partially defeased and the liability has been removed from the governmental activities column of the statement of net position. The reacquisition price exceeded the net carrying value of the old debt by \$547,943, as the transaction resulted in an economic gain of \$420,749.

In January 2012, the County issued \$15,295,000 of general obligation refunding bonds bearing interest rates of 2.0% to 4.0% and with varying maturity dates through 2023. The refunding bonds provide resources to purchase U.S. Government State and Local Government Series Securities that were placed in an irrevocable trust for the purpose of generating resources for most future debt service payments on the 2003 County Bonds. As a result, the refunded bonds are considered to be partially defeased and the liability has been removed from the governmental activities column of the statement of net position. The reacquisition price exceeded the net carrying value of the old debt by \$1,400,206, as the transaction resulted in an economic gain of \$2,196,519.

In August 2012, the County issued \$25,185,000 of general obligation refunding bonds bearing interest rates of 2.0% to 5.0% and with varying maturity dates through 2025. The proceeds were used to advance refund \$27,050,000 of outstanding 2005 general obligation bonds which had interest rates ranging from 3.0% to 5.0%. The net proceeds of \$28,882,311 (including a \$3,938,020 premium and after payment of \$240,709 in underwriting fees and other issuance costs) were deposited in an irrevocable trust with an escrow agent to provide funds for the future debt service payments on the refunded bonds. As a result, the 2005 general obligation bonds are considered to be partially defeased and the liability has been removed from the governmental activities column of the statement of net position. The reacquisition price exceeded the net carrying value of the old debt by \$1,832,311, as the transaction resulted in an economic gain of \$4,316,298.

NOTES TO FINANCIAL STATEMENTS

NOTE 5. LONG-TERM OBLIGATIONS (CONTINUED)

General Obligation Bonds (Continued)

In May 2013, the County issued \$7,580,000 of general obligation bonds bearing interest rates of 1.5% to 4.0% and with varying maturity dates through 2033. The proceeds of these bonds were used to pay off the related bond anticipation notes of \$2,500,000 and \$5,000,000 that were issued in May 2012 and October 2012, respectively.

In May 2013, the County issued \$25,000,000 of general obligation bonds bearing interest rates of 1.5% to 5.0% and with varying maturity dates through 2029. The proceeds of these bonds were used for the County's rural and critical land projects, as approved by referendum in November 2012.

In May 2013, the County issued \$33,150,000 of general obligation refunding bonds bearing interest rates of 1.5% to 5.0% and with varying maturity dates through 2026. The proceeds were used to advance refund \$11,250,000 and \$21,900,000 of outstanding 2006 and 2006B general obligation bonds which had interest rates ranging from 3.5% to 8.0% and 4.0% to 6.75%, respectively. The net proceeds of \$37,026,992 (including a \$4,174,601 premium and after payment of \$297,609 in underwriting fees and other issuance costs) were deposited in an irrevocable trust with an escrow agent to provide funds for the future debt service payments on the refunded bonds. As a result, the 2006 and 2006B general obligation bonds are considered to be partially defeased and the liability has been removed from the governmental activities column of the statement of net position. The reacquisition price exceeded the net carrying value of the old debt by \$3,876,919, as the transaction resulted in an economic gain of \$2,013,870.

In November 2014, the County issued \$19,450,000 of general obligation bonds bearing interest rates of 2% to 5% and with varying maturity dates through 2034. The proceeds of these bonds will be used for various County and Hilton Head Island Airport capital projects.

In November 2014, the County issued \$22,570,000 of general obligation refunding bonds bearing interest rates of 2.5% to 4% and with varying maturity dates through 2029. The proceeds of these bonds will be used to advance refund the outstanding 2010B Build America General Obligation Bonds. The net proceeds of \$25,106,406 (including a \$2,246,455 premium after payment of \$289,951 in underwriting fees and other issuance costs) were deposited with an escrow agent to refund the bonds. As a result, the 2010B general obligation bonds are considered to be defeased and the liability has been removed from the governmental activities column of the statement of net position. The reacquisition price exceeded the net carrying value of the old debt by \$225,674, as the transaction resulted in an economic gain of \$2,439,944.

NOTES TO FINANCIAL STATEMENTS

NOTE 5. LONG-TERM OBLIGATIONS (CONTINUED)

General Obligation Bonds (Continued)

In March 2016, the County issued \$17,950,000 of general obligation refunding bonds bearing interest rates of 2.0% to 4.0% and with varying maturity dates through 2027. The proceeds were used to advance refund \$18,375,000 of outstanding 2007 general obligation bonds which had interest rates ranging from 4.0% to 5.0%. The net proceeds of \$19,200,267 (including a \$1,312,194 premium and after payment of \$168,556 in underwriting fees and other issuance costs) were deposited in an irrevocable trust with an escrow agent to provide funds for the future debt service payments on the refunded bonds. As a result, the 2007 general obligation bonds are considered to be partially defeased and the liability has been removed from the governmental activities column of the statement of net position. The prior debt service, \$24,241,000, exceeded the refunding debt service, \$21,453,453, and results in cash flow savings in the amount of \$2,787,547. The reacquisition price exceeded the net carrying value of the old debt by \$716,723, as the transaction resulted in an economic gain of \$2,551,735.

In June 2017, the County issued \$51,000,000 of general obligation bonds bearing interest rates of 3.13% to 5% and with varying maturity dates through 2037. \$31 million of the proceeds of these bonds will be used for various County and Stormwater Utility capital projects and \$20 million of the proceeds of these bonds will be used for the County's rural and critical land projects, as approved by referendum in November 2014.

In March 2019, the County issued \$11,250,000 of general obligation bonds bearing interest rates of 2.5% to 5% and with varying maturity dates through 2039. The net proceeds of \$11,740,552 (including a \$609,072 premium and after payment of \$118,520 in underwriting fees and other issuance costs) were used to provide funds to finance various projects including the re-skinning of the County administration building, phase one of the Arthur Horn building replacement, detention center security upgrades, and the renovation of three County pools.

In August 2020, the County issued \$36,775,000 of general obligation bonds bearing interest rates of 1.0% to 5% and with varying maturity dates through 2040. The net proceeds of \$39,760,413 (including a \$2,985,413 premium and after payment of \$186,259 in underwriting fees and other issuance costs) were used to provide funds for the County's rural and critical land projects, as approved by referendum in November 2014, passive parks project, construction and renovation of buildings and acquisition of equipment needed by the County.

NOTES TO FINANCIAL STATEMENTS

NOTE 5. LONG-TERM OBLIGATIONS (CONTINUED)

General Obligation Bonds (Continued)

In June 2021, the County issued \$6,135,000 of general obligation refunding bonds bearing an interest rate of 5% and with varying maturity dates through 2031. The net proceeds of \$6,135,000 were used to provide funds for refunding the Series 2011 general obligation bonds and paying costs associated with the issuance of the bonds.

The 2010C, 2012A, 2012C, 2013A, 2013B, 2013C, 2014A, 2014B, 2016A, 2017A, 2019A, 2020 and 2021 general obligation bonds are collateralized by the full faith and credit of the County and are payable from ad valorem taxes.

General obligation bonds accounted for in the County's Statement of Net Position consist of the following at June 30, 2021:

Description	Rates	Dates	Maturity	Original Issue	Outstanding at June 30, 2021
2010C County Bonds	2.0% - 4.0%	2/1 and 8/1	2022	\$ 8,125,000	\$ 1,035,000
2012A County Bonds	2.0% - 4.0%	3/1 and 9/1	2023	15,295,000	3,490,000
2012C County Bonds	2.0% - 5.0%	2/1 and 8/1	2025	25,185,000	16,269,853
2013A County Bonds	1.5% - 4.0%	5/1 and 11/1	2033	7,580,000	4,855,000
2013B County Bonds	1.5% - 5.0%	5/1 and 11/1	2029	25,000,000	16,250,000
2013C County Bonds	1.5% - 5.0%	3/1 and 9/1	2026	33,150,000	18,750,000
2014A County Bonds	2.0% - 5.0%	3/1 and 9/1	2034	19,450,000	14,095,000
2014B County Bonds	2.5% - 4.0%	3/1 and 9/1	2029	22,570,000	18,350,000
2016A County Bonds	2.0% - 4.0%	3/1 and 9/1	2027	17,950,000	11,890,000
2017A County Bonds	3.0% - 5.0%	2/1 and 8/1	2037	51,000,000	51,000,000
2019A County Bonds	2.5% - 5.0%	3/1 and 9/1	2039	11,250,000	10,500,000
2020 County Bonds	1.0% - 5.0%	3/1 and 9/1	2040	36,775,000	33,175,000
2021 County Bonds	5.0%	3/1 and 9/1	2031	6,135,000	6,135,000
				<u>\$ 279,465,000</u>	<u>\$ 205,794,853</u>

NOTES TO FINANCIAL STATEMENTS

NOTE 5. LONG-TERM OBLIGATIONS (CONTINUED)

General Obligation Bonds (Continued)

A schedule of the debt service requirements associated with the general obligation bonds is as follows:

<u>Fiscal Year Ending June 30,</u>	<u>Principal</u>	<u>Interest</u>	<u>Total</u>
2022	\$ 19,260,000	\$ 7,224,505	\$ 26,484,505
2023	19,190,000	6,787,351	25,977,351
2024	19,605,000	5,744,301	25,349,301
2025	18,225,000	4,972,951	23,197,951
2026	11,405,000	4,315,301	15,720,301
2027 – 2031	57,745,000	14,498,853	72,243,853
2032 – 2036	44,155,000	5,322,907	49,477,907
2037 – 2041	16,209,853	711,419	16,921,272
Total	<u>\$ 205,794,853</u>	<u>\$ 49,577,588</u>	<u>\$ 255,372,441</u>

Total interest paid on bonds outstanding for the year ended June 30, 2021 was \$7,768,590.

NOTE 6. INTERFUND TRANSFERS

Interfund transfers (in/out) were used to move resources to/from other funds in accordance with budgetary authorizations, or other requirements. These transfers were permanent in nature and as such there are not any anticipated repayments. The following interfund transfers were made during the year ended June 30, 2021.

<u>Recipient Fund</u>	<u>Transferring Fund</u>	<u>Amount</u>
General Fund	Nonmajor Governmental Funds	\$ 1,584,205
County Wide General Obligation Bonds	General Fund	5,462,298
County Wide General Obligation Bonds	Nonmajor Governmental Funds	160,000
Nonmajor Governmental Funds	Nonmajor Governmental Funds	3,692,655
Nonmajor Governmental Funds	General Fund	2,186,747
Internal Service Fund	General Fund	431,701
		<u>\$ 13,517,606</u>

NOTES TO FINANCIAL STATEMENTS

NOTE 7. DEFERRED COMPENSATION PLANS

All state and local government employees can participate in a deferred compensation plan created in accordance with Internal Revenue Code 457. The plan, administered by the state public employee retirement system through a state approved nongovernmental third-party, permits governmental employees to defer a portion of their salary until future years. The deferred compensation is not available to an employee until termination, retirement, death, or unforeseeable emergency. Contributions by employees under the 457 and 457 Roth programs totaled \$349,399 and \$44,095, respectively, for the year ended June 30, 2021. There are no employer contributions made by the County to this plan. Participant account balances are not included in these financial statements.

County employees may participate in a 401(k) or a Roth 401(k) deferred compensation plans available to state and local governmental employees through the state public employee retirement system. The 401(k) and Roth 401(k) programs are administered by a state approved nongovernmental third party. Contributions by employees under the 401(k) and Roth 401(k) programs totaled \$618,707 and \$45,485, respectively, for the year ended June 30, 2021. There are no employer contributions made by the County to these plans. Participant account balances are not included in these financial statements.

NOTE 8. SELF-INSURED HEALTH INSURANCE

The County is self-insured for health claims incurred by employees and/or their dependents. The plan establishes a “Stop Loss” of \$200,000 per person per contract year. There are not any individuals excluded from the stop loss coverage with a specific deductible. At June 30, 2021, claims due and payable total approximately \$873,000 and are recorded as a liability and expenditure within the General Fund.

The following indicates claims versus premiums for the past fiscal year:

<u>For the Year Ended June 30,</u>	<u>Beginning Liability</u>	<u>Current Year Claims and Changes in Estimate</u>	<u>Claim Payments</u>	<u>Ending Liability</u>
2021	\$ 749,000	\$ 13,417,841	\$ 13,293,841	\$ 873,000
2020	\$ 778,203	\$ 9,545,483	\$ 9,574,686	\$ 749,000

NOTES TO FINANCIAL STATEMENTS

NOTE 9. PENSION PLANS

Description of the Entity

The South Carolina Public Employee Benefit Authority (“PEBA”), created July 1, 2012, is the state agency responsible for the administration and management of the various retirement systems and retirement programs of the state of South Carolina, including the State Optional Retirement Program and the S.C. Deferred Compensation Program, as well as the state’s employee insurance programs. As such, PEBA is responsible for administering the South Carolina Retirement Systems’ (“Systems”) five defined benefit pension plans. PEBA has an 11-member Board of Directors, appointed by the Governor and General Assembly leadership, which serves as custodian, co-trustee and co-fiduciary of the Systems and the assets of the retirement trust funds. The Retirement System Investment Commission (Commission as the governing body, RSIC as the agency), created by the General Assembly in 2005, has exclusive authority to invest and manage the retirement trust funds’ assets. The Commission, an eight-member board, serves as co-trustee and co-fiduciary for the assets of the retirement trust funds. By law, the State Fiscal Accountability Authority (“SFAA”), which consists of five elected officials, also reviews certain PEBA Board decisions regarding the actuary of the Systems.

For purposes of measuring the net pension liability, deferred outflows and inflows of resources related to pensions, and pension expense, information about the fiduciary net position of the Systems and additions to/deductions from the Systems fiduciary net position have been determined on the accrual basis of accounting as they are reported by the Systems in accordance with GAAP. For this purpose, revenues are recognized when earned and expenses are recognized when incurred. Benefit and refund expenses are recognized when due and payable in accordance with the terms of the plan. Investments are reported at fair value.

PEBA – Insurance Benefits issues audited financial statements and required supplementary information for the OPEB Trust Funds. This information is publicly available through the PEBA – Insurance Benefits’ link on PEBA’s website at www.peba.sc.gov or a copy may be obtained by submitting a request to PEBA – Insurance Benefits, 202 Arbor Lake Drive, Columbia, SC 29223. PEBA is considered a division of the primary government of the state of South Carolina and, therefore, OPEB Trust fund financial information is also included in the annual comprehensive financial report of the state.

NOTES TO FINANCIAL STATEMENTS

NOTE 9. PENSION PLANS

Plan Description

The County contributes to the South Carolina Retirement System (“SCRS”), a cost-sharing multiple-employer defined benefit pension plan that was established effective July 1, 1945, pursuant to the provisions of Section 9-1-20 of the South Carolina Code of Laws for the purpose of providing retirement allowances and other benefits for employees of the state, its public school districts and political subdivisions.

In addition to the SCRS pension plan, the County also contributes to the PORS, a cost-sharing multiple-employer defined benefit pension plan that was established effective July 1, 1962, pursuant to the provisions of Section 9-11-20 of the South Carolina Code of Laws for the purpose of providing retirement allowances and other benefits for police officers and firemen of the state and its political subdivisions.

Membership

Membership requirements are prescribed in Title 9 of the South Carolina Code of Laws. A brief summary of the requirements under each system is described below.

South Carolina Retirement System (“SCRS”) – Generally, all employees of covered employers are required to participate in and contribute to the SCRS as a condition of employment. This plan covers general employees, teachers and individuals newly elected to the South Carolina General Assembly beginning with the November 2012 general election. An employee member of the SCRS with an effective date of membership prior to July 1, 2012, is a Class Two member. An employee member of the SCRS with an effective date of membership on or after July 1, 2012, is a Class Three member.

South Carolina Police Officers’ Retirement System (“PORS”) – To be eligible for PORS membership, an employee must be required by the terms of his employment, by election or appointment, to preserve public order, protect life and property, and detect crimes in the state; to prevent and control property destruction by fire; or to serve as a peace officer employed by the Department of Corrections, the Department of Juvenile Justice, or the Department of Mental Health. Probate judges and coroners may elect membership in PORS. Magistrates are required to participate in PORS for service as a magistrate. PORS members, other than magistrates and probate judges, must also earn at least \$2,000 per year and devote at least 1,600 hours per year to this work, unless exempted by statute. An employee member of the system with an effective date of membership prior to July 1, 2012, is a Class Two member. An employee member of the system with an effective date of membership on or after July 1, 2012, is a Class Three member.

NOTES TO FINANCIAL STATEMENTS

NOTE 9. PENSION PLANS

Benefits

Benefit terms are prescribed in Title 9 of the South Carolina Code of Laws. PEBA does not have the authority to establish or amend benefit terms without a legislative change in the code of laws. Key elements of the benefit calculation include the benefit multiplier, years of service, and average final compensation. A brief summary of benefit terms for each system is presented below.

South Carolina Retirement System (“SCRS”) – A Class Two member who has separated from service with at least five or more years of earned service is eligible for a monthly pension at age 65 or with 28 years credited service regardless of age. A member may elect early retirement with reduced pension benefits payable at age 55 with 25 years of service credit. A Class Three member who has separated from service with at least eight or more years of earned service is eligible for a monthly pension upon satisfying the Rule of 90 requirement that the total of the member’s age and the member’s creditable service equals at least 90 years. Both Class Two and Class Three members are eligible to receive a reduced deferred annuity at age 60 if they satisfy the five- or eight-year earned service requirement, respectively. An incidental death benefit is also available to beneficiaries of active and retired members of employers who participate in the death benefit program.

The annual retirement allowance of eligible retirees or their surviving annuitants is increased by the lesser of 1% or \$500 every July 1. Only those annuitants in receipt of a benefit on July 1 of the preceding year are eligible to receive the increase. Members who retire under the early retirement provisions at age 55 with 25 years of service are not eligible for the benefit adjustment until the second July 1 after reaching age 60 or the second July 1 after the date they would have had 28 years of service credit had they not retired.

South Carolina Police Officers’ Retirement System (“PORS”) – A Class Two member who has separated from service with at least five or more years of earned service is eligible for a monthly pension at age 55 or with 25 years of service regardless of age. A Class Three member who has separated from service with at least eight or more years of earned service is eligible for a monthly pension at age 55 or with 27 years of service regardless of age. Both Class Two and Class Three members are eligible to receive a deferred annuity at age 55 with five or eight years of earned service, respectively. An incidental death benefit is also available to beneficiaries of active and retired members of employers who participate in the death benefit program. Accidental death benefits are also provided upon the death of an active member working for a covered employer whose death was a natural and proximate result of an injury incurred while in the performance of duty.

The retirement allowance of eligible retirees or their surviving annuitants is increased by the lesser of 1% or \$500 every July 1. Only those annuitants in receipt of a benefit on July 1 of the preceding year are eligible to receive the increase.

NOTES TO FINANCIAL STATEMENTS

NOTE 9. PENSION PLANS (CONTINUED)

Contributions

Actuarial valuations are performed annually by an external consulting actuary to ensure applicable contribution rates satisfy the funding parameters specified in Title 9 of the South Carolina Code of Laws. Under these provisions, SCRS and PORS contribution requirements must be sufficient to maintain an amortization period for the financing of the unfunded actuarial accrued liability (“UAAL”) over a period that does not exceed the number of years scheduled in state statute. Legislation in 2017 increased, but also established a ceiling for SCRS and PORS employee contribution rates. Effective July 1, 2017, employee rates were increased to a capped rate of 9.00% for SCRS and 9.75% for PORS. The legislation also increased employer contribution rates beginning July 1, 2017 for both SCRS and PORS by two percentage points and further scheduled employer contribution rates to increase by a minimum of one percentage point each year through July 1, 2022. If the scheduled contributions are not sufficient to meet the funding periods set in state statute, the board shall increase the employer contribution rates as necessary to meet the funding periods set for the applicable year. The maximum funding period of SCRS and PORS is scheduled to be reduced over a ten-year schedule from 30 years beginning fiscal year 2018 to 20 years by fiscal year 2028.

Additionally, the Board is prohibited from decreasing the SCRS and PORS contribution rates until the funded ratio is at least 85%. If the most recent annual actuarial valuation of the Systems for funding purposes shows a ratio of the actuarial value of system assets to the actuarial accrued liability of the System (the funded ratio) that is equal to or greater than 85%, then the Board, effective on the following July 1st, may decrease the then current contribution rates upon making a finding that the decrease will not result in a funded ratio of less than 85%.

If contribution rates are decreased pursuant to this provision, and the most recent annual actuarial valuation of the System shows a funded ratio of less than 85%, then effective on the following July 1st, and annually thereafter as necessary, the Board shall increase the then current contribution rates until a subsequent annual actuarial valuation of the System shows a funded ratio that is equal to or greater than 85%.

Required employee contribution rates for the year ended June 30, 2021, are as follows:

South Carolina Retirement System

Employee Class Two	9.00% of earnable compensation
Employee Class Three	9.00% of earnable compensation

South Carolina Police Officers' Retirement System

Employee Class Two	9.75% of earnable compensation
Employee Class Three	9.75% of earnable compensation

NOTES TO FINANCIAL STATEMENTS

NOTE 9. PENSION PLANS (CONTINUED)

Contributions (Continued)

Required employer contribution rates for the year ended June 30, 2021, are as follows:

South Carolina Retirement System

Employee Class Two	15.41% of earnable compensation
Employee Class Three	15.41% of earnable compensation
Employer incidental death benefit	0.15% of earnable compensation

South Carolina Police Officers' Retirement System

Employee Class Two	17.84% of earnable compensation
Employee Class Three	17.84% of earnable compensation
Employer incidental death benefit	0.20% of earnable compensation
Employer accidental death program	0.20% of earnable compensation

Net Pension Liability

The June 30, 2019, total pension liability ("TPL"), net pension liability ("NPL"), and sensitivity information shown in this report were determined by our consulting actuary, Gabriel, Roeder, Smith and Company ("GRS") and are based on an actuarial valuation performed as of July 1, 2019. The total pension liability was rolled-forward from the valuation date to the plans' fiscal year-end, June 30, 2020, using generally accepted actuarial principles. Information included in the following schedules is based on the certification provided by GRS.

The net pension liability is calculated separately for each System and represents that particular System's total pension liability determined in accordance with GASB No. 67, less that System's fiduciary net position. As of June 30, 2021 (measurement date of June 30, 2020), the net pension liability amounts for the County's proportionate share of the collective net pension liabilities associated with the SCRS and PORS plans are as follows:

<u>System</u>	<u>Total Pension Liability</u>	<u>Plan Fiduciary Net Liability</u>	<u>Employers' Net Pension Liability</u>	<u>Plan Fiduciary Net Position as a percentage of the Total Pension Liability</u>	<u>County's Proportionate Share of the Collective Net Pension Liability</u>
SCRS	\$ 204,780,913	\$ 103,853,214	\$ 100,927,699	50.7%	0.394993%
PORS	\$ 112,503,693	\$ 66,136,732	\$ 46,366,961	58.8%	1.398189%

NOTES TO FINANCIAL STATEMENTS

NOTE 9. PENSION PLANS (CONTINUED)

Actuarial Assumptions and Methods

Actuarial valuations of the plan involve estimates of the reported amounts and assumptions about the probability of occurrence of events far into the future. Examples include assumptions about future employment, mortality, and future salary increases. Amounts determined regarding the net pension liability are subject to continual revision as actual results are compared with past expectations and new estimates are made about the future. South Carolina state statute requires that an actuarial experience study be completed at least once in each five-year period. An experience report on the Systems was most recently issued for the period ended June 30, 2019 for first use in the July 1, 2021 actuarial valuation.

The June 30, 2020, total pension liability, net pension liability, and sensitivity information shown in this report were determined by our consulting actuary, Gabriel, Roeder, Smith and Company (“GRS”) and are based on an actuarial valuation performed as of July 1, 2019. The total pension liability was rolled-forward from the valuation date to the plans’ fiscal year-end, June 30, 2020, using GAAP.

The following table provides a summary of the actuarial assumptions and methods used in the July 1, 2018 valuations for SCRS and PORS.

	<u>SCRS</u>	<u>PORS</u>
Actuarial cost method	Entry Age Normal	Entry Age Normal
Actuarial assumptions:		
Investment rate of return	7.25%	7.25%
Projected salary increases	3.0% to 12.5% (varies by service)	3.5% to 9.5% (varies by service)
Benefit adjustments	Lesser of 1% or \$500 annually	Lesser of 1% or \$500 annually

The post-retiree mortality assumption is dependent upon the member’s job category and gender. The base mortality assumption, the 2016 Public Retirees of South Carolina Mortality Table (“2016 PRSC”), was developed using the Systems’ mortality experience. These base rates are adjusted for future improvement in mortality using published Scale AA projected from the year 2016.

<u>Former Job Class</u>	<u>Males</u>	<u>Females</u>
General Employees and Members of the General Assembly	2016 PRSC Males multiplied by 125%	2016 PRSC Females multiplied by 111%
Public Safety and Firefighters	2016 PRSC Males multiplied by 125%	2016 PRSC Females multiplied by 111%

NOTES TO FINANCIAL STATEMENTS

NOTE 9. PENSION PLANS (CONTINUED)

Actuarial Assumptions and Methods (Continued)

The long-term expected rate of return on pension plan investments is based upon 20-year capital market assumptions. The long-term expected rates of return represent assumptions developed using an arithmetic building block approach primarily based on consensus expectations and market-based inputs. Expected returns are net of investment fees.

The expected returns, along with the expected inflation rate, form the basis for the target asset allocation adopted at the beginning of the 2020 fiscal year. The long-term expected rate of return is produced by weighting the expected future real rates of return by the target allocation percentage and adding expected inflation and is summarized in the table below. For actuarial purposes, the 7.25% assumed annual investment rate of return used in the calculation of the TPL includes a 5.00% real rate of return and a 2.25% inflation component.

<u>Asset Class</u>	<u>Target Asset Allocation</u>	<u>Expected Arithmetic Real Rate of Return</u>	<u>Long-Term Expected Portfolio Real Rate of Return</u>
Global Equity	51.0%		
Global public equity	35.0%	7.81%	2.73%
Private equity	9.0%	8.91%	0.80%
Equity options securities	7.0%	5.09%	0.36%
Real assets	12.0%		
Real estate (private)	8.0%	5.55%	0.44%
Real estate (REITs)	1.0%	7.78%	0.08%
Infrastructure (Private)	2.0%	4.88%	0.10%
Infrastructure (Public)	1.0%	7.05%	0.07%
Opportunistic	8.0%		
Global tactical asset allocation	7.0%	3.56%	0.25%
Other opportunistic strategies	1.0%	4.41%	0.04%
Credit	15.0%		
High yield bonds/ bank loans	4.0%	4.21%	0.17%
Emerging markets	4.0%	3.44%	0.14%
Private debt	7.0%	5.79%	0.40%
Rate Sensitive	14.0%		
Core fixed income	13.0%	1.60%	0.21%
Cash and short duration (net)	1.0%	0.56%	0.01%
	100%		
		Total expected real return	5.80%
		Inflation for actuarial purposes	2.25%
		Total expected nominal return	8.05%

NOTES TO FINANCIAL STATEMENTS

NOTE 9. PENSION PLANS (CONTINUED)

Discount Rate

The discount rate used to measure the total pension liability was 7.25%. The projection of cash flows used to determine the discount rate assumed that contributions from participating employers in SCRS and PORS will be made based on the actuarially determined rates based on provisions in the South Carolina State Code of Laws. Based on those assumptions, the County's fiduciary net position was projected to be available to make all projected future benefit payments of current plan members. Therefore, the long-term expected rate of return on pension plan investments was applied to all periods of projected benefit payments to determine the total pension liability.

The following table presents the sensitivity of the net pension liability to changes in the discount rate for the County and the respective component units.

	<u>Sensitivity of the Net Position Liability to Changes in the Discount Rate</u>		
	<u>1% Decrease (6.25%)</u>	<u>Current Discount Rate (7.25%)</u>	<u>1% Increase (8.25%)</u>
SCRS	\$ 125,087,508	\$ 100,927,699	\$ 80,753,968

Pension Expense

For the year ended June 30, 2021, the County recognized its proportionate share of collective pension expense of \$11,292,786 and recognition of deferred amounts from changes in proportionate share and differences between employer contributions and the proportionate share of total plan employer contributions of \$1,317,487 for a total of \$12,610,273 for the SCRS plan. Additionally, for the year ended June 30, 2021, the County recognized its proportionate share of collective pension expense of \$6,679,025 and recognition of deferred amounts from changes in proportionate share and differences between employer contributions and the proportionate share of total plan employer contributions of (\$463,794) for a total of \$6,215,231 for the PORS plan.

NOTES TO FINANCIAL STATEMENTS

NOTE 9. PENSION PLANS (CONTINUED)

Deferred Outflows of Resources and Deferred Inflows of Resources Related to Pensions

At June 30, 2021, the County reported deferred outflows of resources and deferred inflows of resources related to the SCRS and PORS pension plans, respectively, from the following sources:

	Deferred Outflows of Resources	Deferred Inflows of Resources
SCRS		
Differences between expected and actual experience	\$ 1,164,574	\$ 381,651
Net difference between projected and actual earnings on pension plan investments	7,424,082	-
Assumption changes	123,653	-
Changes in proportion and differences between employer contributions and proportionate share of contributions	1,129,146	711,673
Employer contributions subsequent to the measurement date	6,676,049	-
Total	\$ 16,517,504	\$ 1,093,324
	Deferred Outflows of Resources	Deferred Inflows of Resources
PORS		
Differences between expected and actual experience	\$ 985,392	\$ 204,096
Net difference between projected and actual earnings on pension plan investments	4,747,865	-
Assumption changes	565,829	-
Changes in proportion and differences between employer contributions and proportionate share of contributions	147,145	1,210,397
Employer contributions subsequent to the measurement date	3,644,729	-
Total	\$ 10,090,960	\$ 1,414,493

NOTES TO FINANCIAL STATEMENTS

NOTE 9. PENSION PLANS (CONTINUED)

Deferred Outflows of Resources and Deferred Inflows of Resources Related to Pensions (Continued)

County contributions subsequent to the measurement date of \$6,676,049 and \$3,644,729 for the SCRS plan and the PORS plan, respectively, are deferred outflows of resources and will be recognized as a reduction of the net pension liability in the year ended June 30, 2022. Other amounts reported as deferred outflows of resources and deferred inflows of resources related to pensions will be recognized in pension expense as follows:

<u>Year ending June 30,</u>	<u>SCRS</u>	<u>PORS</u>
2022	\$ 2,055,457	\$ 1,259,916
2023	2,441,436	1,056,792
2024	2,356,771	1,480,878
2025	1,894,467	1,234,152
Total	<u>\$ 8,748,131</u>	<u>\$ 5,031,738</u>

Pension Plan Fiduciary Net Position

Detailed information regarding the fiduciary net position of the plans administered by PEBA is available in the separately issued Annual Comprehensive Financial Report containing financial statements and required supplementary information for SCRS and PORS. The Annual Comprehensive Financial Report of the Pension Trust Funds is publicly available on PEBA's Retirement Benefits' website at www.retirement.sc.gov, or a copy may be obtained by submitting a request to PEBA, P.O. Box 11960, Columbia, South Carolina 29211-1960.

NOTES TO FINANCIAL STATEMENTS

NOTE 10. ACCRUED COMPENSATED ABSENCES AND OTHER BENEFITS

Effective February 15, 1993, Beaufort County adopted a new leave policy for all employees. The TOWP/SCA policy was replaced with a policy granting Personal Leave Days and Personal Disability Leave. Under the new policy, employees were entitled to a maximum Personal Leave balance of 280 hours. Upon termination, employees will be paid for all unused, unpaid Personal Leave up to this maximum. The liability recorded at June 30, 2021, to cover unused, unpaid Personal Leave including fringe benefits totaled \$4,052,682.

Accrued compensated absences for governmental activities as of June 30, 2021 are as follows:

<u>Balance June 30, 2020</u>	<u>Additions</u>	<u>Retirements</u>	<u>Balance June 30, 2021</u>	<u>Due in One Year</u>
\$ 4,504,195	\$ 7,124,655	\$ 7,716,722	\$ 3,912,128	\$ 547,698

Accrued compensated absences for business-type activities as of June 30, 2021 are as follows:

<u>Balance June 30, 2020</u>	<u>Additions</u>	<u>Retirements</u>	<u>Balance June 30, 2021</u>	<u>Due in One Year</u>
\$ 178,113	\$ 271,804	\$ 309,363	\$ 140,554	\$ 19,677

The County considers accrued compensated absences to be reported as a current and long-term liability. For governmental activities, compensated absences payable are liquidated by the General Fund.

All leave hours accrued in excess of this Personal Leave maximum were accrued to the employee's Personal Disability leave account. A maximum of 360 hours may be maintained in an employee's Personal Disability leave account. The only accrual to this balance occurs when an employee's Personal Leave account exceeds 280 hours, at which time excess hours are "rolled over" to the Personal Disability leave account. Personal Disability leave is to be used in the case of an extended or life threatening illness. This account can only be used once all accrued hours in the Personal Leave account have been used to a balance of 80 hours or less. The employee must present a doctor's statement verifying the disability or illness in order to utilize his/her Personal Disability leave. Employees with remaining SCA leave balances may retain those balances. The same rules governing the use of Personal Disability leave apply to the use of SCA leave. Upon termination of employment with Beaufort County, no payment for any unused SCA or Personal Disability leave will be made.

The County does not provide post-employment health care benefits except those mandated by the Consolidated Omnibus Budget Reconciliation Act ("COBRA"). The requirements established by COBRA are fully funded by employees who elect coverage under the Act, and no direct costs are incurred by the County.

NOTES TO FINANCIAL STATEMENTS

NOTE 11. FUND BALANCES

As prescribed by GASB Statement No. 54, governmental funds report fund balance in classifications based primarily on the extent to which the County is bound to honor constraints on the specific purposes for which amounts in the funds can be spent. As of June 30, 2021, fund balances for government funds are made up of the following:

- Nonspendable Fund Balance includes amounts that are: a) not in spendable form, or b) legally or contractually required to be maintained intact. The “not in spendable form” criterion includes items that are not expected to be converted to cash, for example: inventories, prepaid amounts, and long-term notes receivable.
- Restricted Fund Balance includes amounts that can be spent only for the specific purposes stipulated by external resource providers, constitutionally or through enabling legislation. Restrictions may effectively be changed or lifted only with the consent of the resource providers.
- Committed Fund Balance includes amounts that can only be used for the specific purposes determined by a formal action of the County’s highest level of decision-making authority, County Council. Commitments may be changed or lifted only by the County taking the same formal action that imposes the constraint originally.
- Amounts in the assigned fund balance classification are intended to be used by the County for specific purposes but do not meet the criteria to be classified as committed. County Council has by resolution authorized the County Administrator to assign fund balance. County Council may also assign fund balance as it does when appropriating fund balance to cover a gap between estimated revenue and appropriations in the subsequent year’s appropriated budget. Unlike commitments, assignments generally only exist temporarily. In other words, an additional action does not normally have to be taken for the removal of an assignment. Conversely, as discussed above, an additional action is essential to either remove or revise a commitment.
- Unassigned Fund Balance is the residual classification when the balances do not meet the above criterion. The County reports, positive unassigned fund balance only in the General Fund. Negative unassigned fund balance may be reported in any governmental funds.

In circumstances when an expenditure is made for a purpose for which amounts are available in multiple fund balance classifications, fund balance is generally depleted in the order of restricted, committed, assigned, and unassigned.

NOTES TO FINANCIAL STATEMENTS

NOTE 11. FUND BALANCES (CONTINUED)

Beaufort County Council is the County's highest level of decision-making authority that can, by adoption of an ordinance prior to the end of the fiscal year, commit fund balance. Once adopted, the limitation imposed by the ordinance remains in place until a similar action is taken (the adoption of another ordinance) to remove or revise the limitation.

The County considers restricted amounts to have been spent when an expenditure is incurred for the purposes for which both restricted and unrestricted amounts are available. When an expenditure is incurred for which committed, assigned, or unassigned amounts could be used, the County considers expenditures to be used in this respective order.

The County has established a fund balance policy for the General Fund, through Ordinance No. 2014/6, that requires the maintenance of a fund balance of at least 30% of the total General Fund expenditures of the previous fiscal year as an unassigned fund balance.

The County has established a Debt Service Fund balance policy, through Ordinance No. 2014/7, that requires the maintenance of a fund balance that covers the County's interest payments, occurring on August 1st and September 1st of every fiscal year.

NOTES TO FINANCIAL STATEMENTS

NOTE 11. FUND BALANCES (CONTINUED)

Fund balances for all the major and nonmajor funds as of June 30, 2021, were distributed as follows:

	General Fund	County Wide General Obligation Bonds	Sales Tax Project	Nonmajor Governmental Funds	Total
Nonspendable:					
Prepaid items	\$ 2,100,954	\$ -	\$ -	\$ -	\$ 2,100,954
	<u>2,100,954</u>	<u>-</u>	<u>-</u>	<u>-</u>	<u>2,100,954</u>
Restricted:					
General government grants	-	-	-	19,275,029	19,275,029
Public safety grants	-	-	-	7,537,057	7,537,057
Public works grants	-	-	-	36,758,894	36,758,894
Public health grants	-	-	-	5,295,784	5,295,784
Public welfare grants	-	-	-	104,118	104,118
Cultural and recreation grants	-	-	-	14,029,275	14,029,275
Capital projects	-	-	99,638,927	52,115,032	151,753,959
Debt service	-	21,177,387	-	4,467,611	25,644,998
	<u>-</u>	<u>21,177,387</u>	<u>99,638,927</u>	<u>139,582,800</u>	<u>260,399,114</u>
Assigned:					
General government	3,261,035	-	-	-	3,261,035
Traffic engineering	73,337	-	-	-	73,337
Parks and leisure special events	430,984	-	-	-	430,984
	<u>3,765,356</u>	<u>-</u>	<u>-</u>	<u>-</u>	<u>3,765,356</u>
Unassigned	65,808,134	-	-	(6,089)	65,802,045
	<u>\$ 71,674,444</u>	<u>\$ 21,177,387</u>	<u>\$ 99,638,927</u>	<u>\$ 139,576,711</u>	<u>\$ 332,067,469</u>

NOTES TO FINANCIAL STATEMENTS

NOTE 12. COMMITMENTS AND CONTINGENCIES

Arbitrage rules - State and local bonds issued after 1984 are subject to arbitrage restrictions as enacted by the Federal Government. To retain the bonds' tax exempt status, local governments must comply with the regulations as adopted by the government and expend all of the bond proceeds within designated periods which could be up to three years. The County believes it is in compliance with all arbitrage rules.

As of June 30, 2021, the County has outstanding construction contracts of \$2,644,550.

NOTE 13. RISK MANAGEMENT AND LITIGATION

The County is exposed to various risks of losses related to torts; thefts of; damage to and destruction of assets; errors and omissions; injuries to employees; and natural disaster. The County manages risk through employee educational and prevention programs and through the purchase of casualty and liability insurance. All risk management activities are accounted for in the General Fund.

For all of these risks, the County is a member of the State of South Carolina Insurance Reserve Fund. The County pays premiums to the Fund for its general insurance coverage. The agreement for formation of the Fund provides that the Fund will be self-sustaining through member premiums and will reinsure through commercial companies for each insured event.

Expenditures and claims are recognized when it is probable that a loss has occurred and the amount of the loss can be reasonably estimated. In determining claims, events that might create claims, but for which none have been reported are considered.

The County is a party to several lawsuits which seek to recover property taxes paid under protest and to overturn property sold at "tax sales." The County's attorney estimates that the amount of actual or potential claims against the County at June 30, 2021 will not materially affect the financial conditions of the County. Therefore, the General Fund contains no provision for estimated claims.

The County is a party to a lawsuit regarding the termination of other post-employment healthcare insurance coverage for which management cannot determine the outcome. Therefore, there is no provision provided in the financial statements.

The County has not significantly reduced insurance coverage from the previous year nor has it settled claims in excess of insurance coverage for the last three years that were material.

NOTES TO FINANCIAL STATEMENTS

NOTE 14. RESTATEMENT OF PRIOR YEAR NET POSITION

In fiscal year 2021, the County adopted GASB Statement No. 84, *Fiduciary Activities*. This statement establishes criteria for identifying fiduciary activities of all state and local governments. The focus of the criteria generally is on: 1) whether a government is controlling the assets of the fiduciary activity, and 2) the beneficiaries with whom a fiduciary relationship exists. An activity meeting the criteria should be reported in a fiduciary fund in the basic financial statements. Governments with activities meeting the criteria should present a statement of fiduciary net position and a statement of changes in fiduciary net position. The County restated beginning net position for the Fiduciary Funds for the cumulative effect of this accounting change. These changes are in accordance with generally accepted accounting principles.

	<u>Fiduciary Funds</u>
Net position, fiduciary funds, as previously reported	\$ -
Change in accounting principle due to the implementation of GASB Statement No. 84	<u>201,343,012</u>
Net position, fiduciary funds, as restated	<u><u>\$ 201,343,012</u></u>

REQUIRED SUPPLEMENTARY INFORMATION

BEAUFORT COUNTY, SOUTH CAROLINA

**REQUIRED SUPPLEMENTARY INFORMATION
SCHEDULE OF REVENUES, EXPENDITURES AND CHANGES IN FUND BALANCES
BUDGET (GAAP BASIS) AND ACTUAL - GENERAL FUND
FOR THE FISCAL YEAR ENDED JUNE 30, 2021**

	Budgeted Amounts			Variance from Final Budget Positive / (Negative)
	Original	Final	Actual	
Revenues				
Property taxes:				
Current taxes	\$ 97,472,000	\$ 97,472,000	\$ 101,098,232	\$ 3,626,232
Delinquent taxes	1,500,000	1,500,000	1,706,600	206,600
Automobile taxes	6,345,968	6,345,968	6,813,453	467,485
Penalties	900,000	900,000	830,716	(69,284)
Total property taxes	<u>106,217,968</u>	<u>106,217,968</u>	<u>110,449,001</u>	<u>4,231,033</u>
Licenses and permits				
Business licenses	1,840,000	1,840,000	2,386,544	546,544
Building permits	892,160	892,160	1,451,242	559,082
Cable franchise fees	360,000	360,000	465,655	105,655
Marriage licenses	72,000	72,000	64,070	(7,930)
Other licenses and permits	80,000	80,000	99,295	19,295
Total licenses and permits	<u>3,244,160</u>	<u>3,244,160</u>	<u>4,466,806</u>	<u>1,222,646</u>
Intergovernmental				
State aid to subdivisions	6,746,324	6,746,324	6,599,580	(146,744)
Homestead exemption	1,743,960	1,743,960	2,023,172	279,212
Merchants' inventory tax	186,309	186,309	186,309	-
Manufacturers tax	30,000	30,000	88,263	58,263
Motor carrier tax	205,000	205,000	230,346	25,346
Payments in lieu of taxes	120,000	120,000	65,868	(54,132)
Veterans office stipend	5,370	5,370	5,512	142
Registration and election	12,000	12,000	94,395	82,395
Salary supplements	7,875	7,875	7,875	-
Local traffic signal maintenance	-	-	70,940	70,940
Local, state and federal grant funds	-	-	1,066,066	1,066,066
Pollution control penalties	2,000	2,000	7,500	5,500
Total intergovernmental	<u>9,058,838</u>	<u>9,058,838</u>	<u>10,445,826</u>	<u>1,386,988</u>
Charges for services				
Register of deeds fees	3,400,000	3,400,000	9,065,296	5,665,296
Sheriff's service contracts and fees	40,000	40,000	36,682	(3,318)
Emergency medical service fees	3,305,000	3,305,000	3,349,960	44,960
Court support services	1,425,000	1,425,000	1,183,611	(241,389)
Recreation fees	322,160	322,160	228,533	(93,627)
Administrative services	322,000	322,000	315,591	(6,409)
DSO/rezoning/CRB fees	48,000	48,000	86,324	38,324
Solid waste disposal fees	-	-	7,850	7,850
Total charges for services	<u>8,862,160</u>	<u>8,862,160</u>	<u>14,273,847</u>	<u>5,411,687</u>
Fines and forfeitures				
Clerk of court fines	12,500	12,500	9,434	(3,066)
Bond escrement	5,000	5,000	11,663	6,663
Magistrate's court fines	567,000	567,000	409,308	(157,692)
Library fines	75,000	75,000	25,424	(49,576)
Other fines	65,000	65,000	158,014	93,014
Forfeitures	25,000	25,000	2,573	(22,427)
Total fines and forfeitures	<u>749,500</u>	<u>749,500</u>	<u>616,416</u>	<u>(133,084)</u>
Interest earned on investments	442,805	442,805	153,296	(289,509)
Miscellaneous				
Rental of county property	17,000	17,000	17,701	701
Sale of county property	125,000	92,194	408,585	316,391
Miscellaneous	38,000	38,000	131,490	93,490
Total Miscellaneous	<u>180,000</u>	<u>147,194</u>	<u>557,776</u>	<u>410,582</u>
Total Revenues	<u>128,755,431</u>	<u>128,722,625</u>	<u>140,962,968</u>	<u>12,240,343</u>

(Continued)

BEAUFORT COUNTY, SOUTH CAROLINA

**REQUIRED SUPPLEMENTARY INFORMATION
SCHEDULE OF REVENUES, EXPENDITURES AND CHANGES IN FUND BALANCES
BUDGET (GAAP BASIS) AND ACTUAL - GENERAL FUND
FOR THE FISCAL YEAR ENDED JUNE 30, 2021**

	Budgeted Amounts			Variance from Final Budget Positive / (Negative)
	Original	Final	Actual	
Expenditures				
General government services				
Elected and state appointed officials:				
Magistrate's court	\$ 2,240,607	\$ 2,011,512	\$ 1,981,320	\$ 30,192
Clerk of court and family court	1,339,382	1,349,429	1,039,206	310,223
Treasurer	1,729,424	1,734,414	1,604,355	130,059
Solicitor	1,887,500	1,887,500	1,887,500	-
Probate court	864,225	864,225	855,446	8,779
County council - supplemental appropriations	868,859	1,568,652	1,532,378	36,274
Auditor	1,012,249	961,289	956,328	4,961
Coroner	696,574	747,348	747,574	(226)
Master in equity	393,235	367,560	361,528	6,032
Legislative delegation	66,992	52,147	51,290	857
Total elected and state appointed officials	<u>11,099,047</u>	<u>11,544,076</u>	<u>11,016,925</u>	<u>527,151</u>
Administrative services				
County administrator	693,342	703,369	703,581	(212)
Communications and accountability	279,737	149,694	144,387	5,307
Broadcast services	401,412	388,618	376,408	12,210
County attorney	523,476	873,476	549,202	324,274
Finance, risk management and purchasing	1,711,518	1,723,404	1,595,398	128,006
Assessor	2,505,292	1,917,483	1,911,896	5,587
Register of deeds	568,750	549,415	548,481	934
Community planning and development	1,244,271	1,095,651	924,607	171,044
Business license	102,605	111,443	111,558	(115)
Voter registration and elections	961,181	1,103,831	981,340	122,491
Management and geographical information systems	4,539,752	5,479,041	5,130,012	349,029
Records management	618,995	558,115	495,055	63,060
Employee services	882,544	785,906	679,160	106,746
Non-departmental	14,013,953	14,013,953	12,116,133	1,897,820
Total administrative services	<u>29,046,828</u>	<u>29,453,399</u>	<u>26,267,218</u>	<u>3,186,181</u>
Economic and regional development				
Lowcountry Council of Governments	202,675	202,675	195,062	7,613
Lowcountry Regional Transportation Authority	357,052	357,052	357,052	-
Economic development	1,003,594	1,070,528	1,614,722	(544,194)
Small business center	35,000	35,000	35,000	-
Total economic and regional development	<u>1,598,321</u>	<u>1,665,255</u>	<u>2,201,836</u>	<u>(536,581)</u>
Total general government services	<u>41,744,196</u>	<u>42,662,730</u>	<u>39,485,979</u>	<u>3,176,751</u>
Public safety services				
Sheriff's office	24,051,061	26,568,325	20,173,515	6,394,810
Emergency and traffic management	6,796,573	6,625,728	6,284,102	341,626
Emergency medical services	8,402,726	8,448,863	7,772,274	676,589
Detention center	7,386,956	6,692,547	6,445,578	246,969
Building codes and enforcement	1,057,134	1,438,082	1,049,220	388,862
Animal services	1,206,633	1,244,225	1,179,373	64,852
Traffic and transportation engineering	450,193	576,651	416,538	160,113
Total public safety services	<u>49,351,276</u>	<u>51,594,421</u>	<u>43,320,600</u>	<u>8,273,821</u>

(Continued)

BEAUFORT COUNTY, SOUTH CAROLINA

**REQUIRED SUPPLEMENTARY INFORMATION
SCHEDULE OF REVENUES, EXPENDITURES AND CHANGES IN FUND BALANCES
BUDGET (GAAP BASIS) AND ACTUAL - GENERAL FUND
FOR THE FISCAL YEAR ENDED JUNE 30, 2021**

	Budgeted Amounts			Variance from Final Budget Positive / (Negative)
	Original	Final	Actual	
Expenditures (Continued)				
Public works services				
Public works general support	\$ 2,286,015	\$ 2,422,725	\$ 2,178,038	\$ 244,687
Engineering	336,616	303,165	337,585	(34,420)
Facilities maintenance	5,427,349	5,222,384	5,266,850	(44,466)
Solid waste and recycling	8,667,743	8,754,275	8,204,272	550,003
Total public works services	16,717,723	16,702,549	15,986,745	715,804
Public health services				
Mosquito control	1,514,215	1,625,853	1,396,899	228,954
Medical indigent act contributions	1,978,448	2,098,091	1,978,448	119,643
Total public health services	3,492,663	3,723,944	3,375,347	348,597
Public welfare services				
Veterans' affairs office	233,594	232,694	175,586	57,108
Human services alliance	474,667	474,667	461,007	13,660
Total public welfare services	708,261	707,361	636,593	70,768
Cultural and recreation services				
Parks and seisure services	4,347,289	4,267,146	3,256,976	1,010,170
Libraries	4,295,802	4,441,755	3,794,522	647,233
Education allocation	4,636,032	4,636,032	4,636,032	-
Total cultural and recreation services	13,279,123	13,344,933	11,687,530	1,657,403
Capital outlay	2,388,740	933,428	2,116,486	(1,183,058)
Total Expenditures	127,681,982	129,669,366	116,609,280	13,060,086
Excess of revenues over expenditures	1,073,449	(946,741)	24,353,688	25,300,429
Other Financing Sources (Uses)				
Transfers in	1,545,000	1,545,000	1,584,205	(39,205)
Transfers out	(2,618,449)	(2,186,747)	(8,080,746)	5,893,999
Total other financing sources (uses)	(1,073,449)	(641,747)	(6,496,541)	5,854,794
Net Change in Fund Balance	-	(1,588,488)	17,857,147	(19,445,635)
Fund Balance - beginning	53,817,297	53,817,297	53,817,297	-
Fund Balance - ending	\$ 53,817,297	\$ 52,228,809	\$ 71,674,444	\$ (19,445,635)

BEAUFORT COUNTY, SOUTH CAROLINA

**REQUIRED SUPPLEMENTARY INFORMATION
 SCHEDULE OF REVENUES, EXPENDITURES AND CHANGES IN FUND BALANCES
 BUDGET (GAAP BASIS) AND ACTUAL
 ARPA FUND
 FOR THE FISCAL YEAR ENDED JUNE 30, 2021**

	Final Budget	Actual	Variance Positive (Negative)
Fines and forfeitures			
Intergovernmental	\$ -	\$ -	\$ -
Total revenues	<u>-</u>	<u>-</u>	<u>-</u>
Expenditures			
Other			
Total expenditures	<u>-</u>	<u>-</u>	<u>-</u>
Net Change in Fund Balance	-	-	-
Fund Balance - beginning	<u>-</u>	<u>-</u>	<u>-</u>
Fund Balance - ending	<u>\$ -</u>	<u>\$ -</u>	<u>\$ -</u>

BEAUFORT COUNTY, SOUTH CAROLINA

REQUIRED SUPPLEMENTARY INFORMATION SCHEDULES OF COUNTY'S PROPORTIONATE SHARE OF THE NET PENSION LIABILITY FOR THE FISCAL YEAR ENDED JUNE 30, 2021

South Carolina Retirement System					
Plan Year Ended June 30,	County's proportion of the net pension liability	County's proportionate share of the net pension liability	County's covered payroll	County's share of the net pension liability as a percentage of its covered	Plan fiduciary net position as a percentage of the total pension liability
2020	0.394993%	\$ 100,927,699	\$ 44,045,764	229.1%	50.7%
2019	0.399241%	91,163,213	40,402,521	225.6%	54.1%
2018	0.393551%	88,182,198	38,542,987	228.8%	54.1%
2017	0.384938%	86,655,734	38,829,871	223.2%	53.3%
2016	0.368452%	78,700,803	35,677,230	220.6%	52.9%
2015	0.300690%	68,288,822	33,748,204	202.3%	57.0%
2014	0.367597%	63,288,017	33,248,858	190.3%	59.9%

South Carolina Police Officers' Retirement System					
Plan Year Ended June 30,	County's proportion of the net pension liability	County's proportionate share of the net pension liability	County's covered payroll	County's share of the net pension liability as a percentage of its covered	Plan fiduciary net position as a percentage of the total pension liability
2020	1.39819%	\$ 46,366,961	\$ 21,144,386	219.3%	58.8%
2019	1.39121%	39,871,296	17,288,882	230.6%	62.7%
2018	1.46349%	41,468,720	17,304,198	239.6%	61.7%
2017	1.49866%	41,056,757	20,178,336	203.5%	60.9%
2016	1.49638%	37,955,357	19,093,765	198.8%	60.4%
2015	1.46238%	31,872,585	17,974,479	177.3%	64.6%
2014	1.48971%	28,534,997	18,070,889	157.9%	67.5%

The above schedules will present 10 years of information once it is accumulated.

The assumptions used in the preparation of the above schedules are disclosed in Note 9 to the financial statements.

BEAUFORT COUNTY, SOUTH CAROLINA
REQUIRED SUPPLEMENTARY INFORMATION
SCHEDULES OF COUNTY PENSION CONTRIBUTIONS
FOR THE FISCAL YEAR ENDED JUNE 30, 2021

South Carolina Retirement System						
Fiscal Year Ended June 30,	Statutorily required contribution	Contributions in relation to the statutorily required contribution	Contribution deficiency (excess)	County's covered payroll	Contributions as a percentage of covered payroll	
2021	\$ 6,676,049	\$ 6,676,049	\$ -	\$ 42,904,937	15.56%	
2020	6,853,521	6,853,521	-	44,045,764	15.56%	
2019	6,136,750	6,136,750	-	40,402,521	15.19%	
2018	5,530,147	5,530,147	-	38,542,987	14.35%	
2017	4,488,733	4,488,733	-	38,829,871	11.56%	
2016	3,945,902	3,945,902	-	35,677,230	11.06%	
2015	3,678,554	3,678,554	-	33,478,204	10.99%	

South Carolina Police Officers' Retirement System						
Fiscal Year Ended June 30,	Statutorily required contribution	Contributions in relation to the statutorily required contribution	Contribution deficiency (excess)	County's covered payroll	Contributions as a percentage of covered payroll	
2021	\$ 3,644,729	\$ 3,644,729	\$ -	\$ 20,203,597	18.040%	
2020	3,814,447	3,814,447	-	21,144,386	18.040%	
2019	3,440,718	3,440,718	-	17,288,882	19.90%	
2018	3,288,903	3,288,903	-	17,304,198	19.01%	
2017	2,873,395	2,873,395	-	20,178,336	14.24%	
2016	2,623,483	2,623,483	-	19,093,765	13.74%	
2015	2,410,378	2,410,378	-	17,974,479	13.41%	

Asset valuation method	Five-year smoothed	Five-year smoothed
Amortization method	Level % of pay	Level % of pay
Amortization period	39 years maximum, closed	29 years maximum, closed
Investment return	7.25%	7.25%
Inflation	2.25%	2.25%
Salary increases	3.00% to 12.5% (varies by service)	3.50% to 9.5% (varies by service)
Mortality	The 2016 Public Retirees of South Carolina Mortality Tables for Males and Females, both projected at Scale AA from the year 2016. Male rates multiplied by 100% for general employees and 125% for public safety and firefighters. Female rates multiplied by 111% for general employees, public safety and firefighters.	The 2016 Public Retirees of South Carolina Mortality Tables for Males and Females, both projected at Scale AA from the year 2016. Male rates multiplied by 100% for general employees and 125% for public safety and firefighters. Female rates multiplied by 111% for general employees, public safety and firefighters.

The above schedule will present 10 years of information once it is accumulated.

BEAUFORT COUNTY, SOUTH CAROLINA

REQUIRED SUPPLEMENTARY INFORMATION SCHEDULE OF MODIFIED APPROACH FOR AIRPORT INFRASTRUCTURE ASSETS June 30, 2021

Beaufort County's airport infrastructure assets consist of approximately 25% airport runways, 25% airport taxiways, and 50% airport aprons. The condition of the runways, taxiways, and aprons is measured using several distress factors found in pavement surfaces. The airports' pavement management system uses a measurement scale that is based on a condition index. For the Beaufort Executive Airport, the South Carolina Aeronautics Commission ("SCAC") condition scale is used to classify runways, taxiways, and aprons. The SCAC condition scale is as follows: good or better condition (70 - 100), fair condition (50 - 69), and substandard condition (less than 50). For the Hilton Head Island Airport, the Federal Aviation Administration ("FAA") condition scale is used to classify runways, taxiways, and aprons. The FAA condition scale is as follows: excellent condition (5), good condition (4), fair condition (3), poor condition (2), and failed condition (1). It is the County's policy to maintain the runways, taxiways, and aprons at a fair condition or better. Condition assessments are determined every year by the County at both airports, the SCAC at the Lady's Island Airport, and the FAA at the Hilton Head Island Airport. The County's runways, taxiways, and aprons have an estimated useful life, without resurfacing, of 25 years. Due to the strong safety concerns of airplanes landing, taking off, and taxiing on these surfaces, all surfaces are repaired immediately if and when there is a need for such repairs.

Actual maintenance of runways, taxiways, and aprons involves scraping and providing improved surface materials on an as needed basis or filling cracks within the pavement on an as needed basis.

	<u>FY 2021</u>	<u>FY 2020</u>	<u>FY 2019</u>	<u>FY 2018</u>	<u>FY 2017</u>
Percent of Runways in Fair or Better Condition	100%	100%	100%	100%	100%
Percent of Taxiways in Fair or Better Condition	50%	100%	100%	100%	100%
Percent of Aprons in Fair or Better Condition	43%	100%	100%	100%	100%
Percent of Annual Resurfacing of Runways Completed	0%	0%	0%	0%	0%
Percent of Annual Resurfacing of Taxiways Completed	0%	0%	0%	0%	0%
Percent of Annual Resurfacing of Aprons Completed	0%	0%	0%	0%	0%

The County estimates maintenance expense in the amount of \$2,000,000 to be incurred every five years for paving costs in order to maintain and preserve at (or above) the condition level established and disclosed above. The County adopted the modified approach for its airport infrastructure assets in fiscal year 2011.

During Fiscal Years 2021, 2020, 2019, 2018, and 2017, the Hilton Head Island Airport expended \$5.1 million, \$2.4 million, \$4.4 million, \$15.6 million, and \$9.2 million, respectively, related to the relocation of taxiways A and F and replacement of the general aviation ("GA") ramp and the runway extension project. The County also has a grant request in process with the FAA and the SCAC to obtain funding for both airports runway and taxiway rehabilitation and/or construction, which is listed as high priority items on the respective CIP lists. HXD's project is in design. ARW will be in design this year if approved by the FAA.

OTHER SUPPLEMENTARY INFORMATION

BEAUFORT COUNTY, SOUTH CAROLINA

SCHEDULE OF REVENUES, EXPENDITURES AND CHANGES IN FUND BALANCES BUDGET (GAAP BASIS) AND ACTUAL COUNTY WIDE GENERAL OBLIGATION BONDS FOR THE FISCAL YEAR ENDED JUNE 30, 2021

	Final Budget	Actual	Variance Positive (Negative)
Revenues			
Property taxes	\$ 11,040,700	\$ 11,432,854	\$ 392,154
Interest	150,000	127,760	(22,240)
Fines and forfeits	40,000	33,097	(6,903)
Total revenues	<u>11,230,700</u>	<u>11,593,711</u>	<u>369,914</u>
Expenditures			
Debt service - principal	7,388,772	15,601,650	(8,212,878)
Debt service - interest and fees	3,344,656	3,980,586	(635,930)
Total debt service expenditures	<u>10,733,428</u>	<u>19,582,236</u>	<u>(8,848,808)</u>
Excess (deficiency) of revenues over (under) expenditures	497,272	(7,988,525)	(8,485,797)
Other Financing Sources			
Issuance of bonds	-	6,135,000	6,135,000
Payments to refunding debt escrow agent	-	(8,925,000)	(8,925,000)
Bond premiums	-	4,852,762	4,852,762
Transfers In	-	5,622,298	5,622,298
Total other financing sources	<u>-</u>	<u>7,685,060</u>	<u>7,685,060</u>
Net Change in Fund Balance	497,272	(303,465)	(800,737)
Fund Balance - beginning	<u>21,480,852</u>	<u>21,480,852</u>	<u>-</u>
Fund Balance - ending	<u>\$ 21,978,124</u>	<u>\$ 21,177,387</u>	<u>\$ (800,737)</u>

BEAUFORT COUNTY, SOUTH CAROLINA

**SCHEDULE OF REVENUES, EXPENDITURES AND CHANGES IN FUND BALANCES
BUDGET (GAAP BASIS) AND ACTUAL
SALES TAX PROJECT
FOR THE FISCAL YEAR ENDED JUNE 30, 2021**

	<u>Final Budget</u>	<u>Actual</u>	<u>Variance Positive (Negative)</u>
Revenues			
Intergovernmental	\$ -	\$ 55,603,495	\$ 55,603,495
Interest	-	194,063	194,063
Total revenues	<u>-</u>	<u>55,797,558</u>	<u>55,797,558</u>
Expenditures			
Capital projects	<u>500,000</u>	<u>1,627,460</u>	<u>(1,127,460)</u>
Net Change in Fund Balance	(500,000)	54,170,098	54,670,098
Fund Balance - beginning	<u>45,468,829</u>	<u>45,468,829</u>	<u>-</u>
Fund Balance - ending	<u>\$ 44,968,829</u>	<u>\$ 99,638,927</u>	<u>\$ 54,670,098</u>

BEAUFORT COUNTY, SOUTH CAROLINA

COMBINING BALANCE SHEET NONMAJOR GOVERNMENTAL FUNDS JUNE 30, 2021

	Special Revenue Funds	Debt Service Funds	Capital Projects Funds	Total Nonmajor Governmental Funds
ASSETS				
Cash and equity in pooled cash and investments	\$ 83,696,733	\$ 4,467,611	\$ 53,138,218	\$ 141,302,562
Receivables, net	1,152,361	-	234,097	1,386,458
Due from other governments	2,153,933	-	-	2,153,933
Total assets	\$ 87,003,027	\$ 4,467,611	\$ 53,372,315	\$ 144,842,953
LIABILITIES				
Accounts payable	\$ 3,067,706	-	\$ 1,257,283	\$ 4,324,989
Accrued payroll	851,472	-	-	851,472
Due to others	89,781	-	-	89,781
Total liabilities	4,008,959	-	1,257,283	5,266,242
FUND BALANCE				
Restricted	83,000,157	4,467,611	52,115,032	139,582,800
Unassigned	(6,089)	-	-	(6,089)
Total fund balance	82,994,068	4,467,611	52,115,032	139,576,711
Total liabilities and fund balances	\$ 87,003,027	\$ 4,467,611	\$ 53,372,315	\$ 144,842,953

BEAUFORT COUNTY, SOUTH CAROLINA
COMBINING STATEMENT OF REVENUES, EXPENDITURES
AND CHANGES IN FUND BALANCES
NONMAJOR GOVERNMENTAL FUNDS
FOR THE FISCAL YEAR ENDED JUNE 30, 2021

	Special Revenue Funds	Debt Service Funds	Capital Projects Funds	Total Nonmajor Governmental Funds
Revenues				
Property taxes	\$ 9,793,100	\$ -	\$ 622,963	\$ 10,416,063
Licenses and permits	12,392,426	-	-	12,392,426
Intergovernmental	10,866,894	-	-	10,866,894
Charge for services	15,856,109	-	-	15,856,109
Fines and forfeitures	871,200	-	-	871,200
Interest	276,800	12,791	167,480	457,071
Miscellaneous	2,254,937	-	1,451,402	3,706,339
Total revenues	<u>52,311,466</u>	<u>12,791</u>	<u>2,241,845</u>	<u>54,566,102</u>
Expenditures				
General government	7,012,972	-	-	7,012,972
Public safety	7,900,832	-	-	7,900,832
Public works	449,212	-	-	449,212
Public health	9,093,469	-	-	9,093,469
Public welfare	1,383,084	-	-	1,383,084
Cultural and recreation	657,365	-	-	657,365
Capital projects	5,557,418	-	15,223,559	20,780,977
Debt service - principal	7,735,880	2,130,435	-	9,866,315
Debt service - interest and fees	3,417,750	561,196	155,001	4,133,947
Total expenditures	<u>43,207,982</u>	<u>2,691,631</u>	<u>15,378,560</u>	<u>61,278,173</u>
Excess (deficiency) of revenues over (under) expenditures	<u>9,103,484</u>	<u>(2,678,840)</u>	<u>(13,136,715)</u>	<u>(6,712,071)</u>
Other Financing Sources (Uses)				
Issuance of bonds	-	-	36,775,000	36,775,000
Transfers in	2,746,697	3,132,705	-	5,879,402
Transfers out	(5,276,860)	-	(160,000)	(5,436,860)
Total other financing sources (uses)	<u>(2,530,163)</u>	<u>3,132,705</u>	<u>36,615,000</u>	<u>37,217,542</u>
Net Change in Fund Balance	6,573,321	453,865	23,478,285	30,505,471
Fund Balance - beginning	<u>76,420,747</u>	<u>4,013,746</u>	<u>28,636,747</u>	<u>109,071,240</u>
Fund Balance - ending	<u>\$ 82,994,068</u>	<u>\$ 4,467,611</u>	<u>\$ 52,115,032</u>	<u>\$ 139,576,711</u>

BEAUFORT COUNTY, SOUTH CAROLINA

SCHEDULE OF REVENUES, EXPENDITURES AND CHANGES IN FUND BALANCES NONMAJOR GOVERNMENTAL FUNDS FOR THE FISCAL YEAR ENDED JUNE 30, 2021

	Special Revenue Funds		
	Final Budget	Actual	Variance Positive (Negative)
Revenues			
Property taxes	\$ 10,413,326	\$ 9,793,100	\$ (620,226)
Licenses and permits	6,934,700	12,392,426	5,457,726
Intergovernmental	7,354,224	10,866,894	3,512,670
Charge for services	12,829,655	15,856,109	3,026,454
Fines and forfeitures	183,300	871,200	687,900
Interest	547,500	276,800	(270,700)
Miscellaneous	1,556,648	2,254,937	698,289
Total revenues	39,819,353	52,311,466	12,492,113
Expenditures			
General government	8,118,228	7,012,972	1,105,256
Public safety	2,799,045	7,900,832	(5,101,787)
Public works	347,466	449,212	(101,746)
Public health	12,001,572	9,093,469	2,908,103
Public welfare	1,422,825	1,383,084	39,741
Cultural and recreation	929,250	657,365	271,885
Other	-	-	-
Capital projects	2,495,558	5,557,418	(3,061,860)
Debt service - principal	7,735,880	7,735,880	-
Debt service - interest and fees	3,085,256	3,417,750	(332,494)
Total expenditures	38,935,080	43,207,982	(4,272,902)
Excess of revenues over expenditures	884,273	9,103,484	8,219,211
Other Financing Sources (Uses)			
Transfers in	2,201,398	2,746,697	545,299
Transfers out	(4,677,705)	(5,276,860)	(599,155)
Total other financing uses, net	(2,476,307)	(2,530,163)	(53,856)
Net Change in Fund Balance	(1,592,034)	6,573,321	8,165,355
Fund Balance - beginning	76,420,747	76,420,747	-
Fund Balance - ending	\$ 74,828,713	\$ 82,994,068	\$ 8,165,355

BEAUFORT COUNTY, SOUTH CAROLINA

**SCHEDULE OF REVENUES, EXPENDITURES AND CHANGES IN FUND BALANCES
NONMAJOR GOVERNMENTAL FUNDS
FOR THE FISCAL YEAR ENDED JUNE 30, 2021**

	Debt Service Funds		
	Final Budget	Actual	Variance Positive (Negative)
Revenues			
Interest	\$ -	\$ 12,791	\$ 12,791
Total revenues	<u>-</u>	<u>12,791</u>	<u>12,791</u>
Expenditures			
Debt service - principal	2,130,435	2,130,435	-
Debt service - interest and fees	561,196	561,196	-
Total expenditures	<u>2,691,631</u>	<u>2,691,631</u>	<u>-</u>
Deficiency of revenues under expenditures	<u>(2,691,631)</u>	<u>(2,678,840)</u>	<u>12,791</u>
Other Financing Sources			
Transfers in	3,132,705	3,132,705	-
Total other financing sources	<u>3,132,705</u>	<u>3,132,705</u>	<u>-</u>
Net Change in Fund Balance	441,074	453,865	12,791
Fund Balance - beginning	<u>4,013,746</u>	<u>4,013,746</u>	<u>-</u>
Fund Balance - ending	<u>\$ 4,454,820</u>	<u>\$ 4,467,611</u>	<u>\$ 12,791</u>

(Continued)

BEAUFORT COUNTY, SOUTH CAROLINA

**SCHEDULE OF REVENUES, EXPENDITURES AND CHANGES IN FUND BALANCES
NONMAJOR GOVERNMENTAL FUNDS
FOR THE FISCAL YEAR ENDED JUNE 30, 2021**

	<u>Capital Projects Funds</u>
Revenues	
Property taxes	\$ 622,963
Interest	167,480
Miscellaneous	1,451,402
Total revenues	<u>2,241,845</u>
Expenditures	
Capital projects	15,223,559
Debt service - interest and fees	155,001
Total expenditures	<u>15,378,560</u>
Deficiency of revenues under expenditures	<u>(13,136,715)</u>
Other Financing Sources (Uses)	
Issuance of bonds	36,775,000
Transfers out	<u>(160,000)</u>
Total other financing sources, net	<u>36,615,000</u>
Net Change in Fund Balance	23,478,285
Fund Balance - beginning	<u>28,636,747</u>
Fund Balance - ending	<u>\$ 52,115,032</u>

(Continued)

BEAUFORT COUNTY, SOUTH CAROLINA

SCHEDULE OF REVENUES, EXPENDITURES AND CHANGES IN FUND BALANCES NONMAJOR GOVERNMENTAL FUNDS FOR THE FISCAL YEAR ENDED JUNE 30, 2021

	Total Nonmajor Governmental Funds		
	Final Budget	Actual	Variance Positive (Negative)
Revenues			
Property taxes	\$ 10,413,326	\$ 10,416,063	\$ 2,737
Licenses and permits	6,934,700	12,392,426	5,457,726
Intergovernmental	7,354,224	10,866,894	3,512,670
Charge for services	12,829,655	15,856,109	3,026,454
Fines and forfeitures	183,300	871,200	687,900
Interest	547,500	457,071	(90,429)
Miscellaneous	1,556,648	3,706,339	2,149,691
Total revenues	39,819,353	54,566,102	14,746,749
Expenditures			
General government	8,118,228	7,012,972	1,105,256
Public safety	2,799,045	7,900,832	(5,101,787)
Public works	347,466	449,212	(101,746)
Public health	12,001,572	9,093,469	2,908,103
Public welfare	1,422,825	1,383,084	39,741
Cultural and recreation	929,250	657,365	271,885
Other	-	-	-
Debt service - principal	9,866,315	9,866,315	-
Debt service - interest and fees	3,646,452	4,133,947	(487,495)
Capital projects	2,495,558	20,780,977	(18,285,419)
Total expenditures	41,626,711	61,278,173	(19,651,462)
Deficiency of revenues under expenditures	(1,807,358)	(6,712,071)	(4,904,713)
Other Financing Sources (Uses)			
Issuance of bonds	-	36,775,000	36,775,000
Transfers in	5,334,103	5,879,402	545,299
Transfers out	(4,677,705)	(5,436,860)	(759,155)
Total other financing sources, net	656,398	37,217,542	36,561,144
Net Change in Fund Balance	(1,150,960)	30,505,471	31,656,431
Fund Balance - beginning	80,434,493	109,071,240	28,636,747
Fund Balance - ending	\$ 79,283,533	\$ 139,576,711	\$ 60,293,178

BEAUFORT COUNTY, SOUTH CAROLINA

**COMBINING BALANCE SHEET
ALL NONMAJOR SPECIAL REVENUE FUNDS
JUNE 30, 2021**

	General Government Programs	Public Safety Programs	Public Works Programs
ASSETS			
Cash and equity in pooled cash and investments	\$ 19,092,525	\$ 7,500,027	\$ 37,319,654
Receivables, net	356,323	177,528	469,324
Due from other governments	532,087	790,523	252,341
Total assets	<u>\$ 19,980,935</u>	<u>\$ 8,468,078</u>	<u>\$ 38,041,319</u>
LIABILITIES			
Accounts payable	\$ 559,237	\$ 568,349	\$ 1,279,347
Accrued payroll	146,669	323,396	3,078
Due to others	-	39,276	-
Total liabilities	<u>\$ 705,906</u>	<u>\$ 931,021</u>	<u>\$ 1,282,425</u>
FUND BALANCE			
Restricted	\$ 19,275,029	\$ 7,537,057	\$ 36,758,894
Unassigned	-	-	-
Total fund balances	<u>19,275,029</u>	<u>7,537,057</u>	<u>36,758,894</u>
Total liabilities and fund balances	<u>\$ 19,980,935</u>	<u>\$ 8,468,078</u>	<u>\$ 38,041,319</u>

Public Health Programs	Public Welfare Programs	Cultural and Recreational Programs	Total
\$ 5,458,132	\$ 145,120	\$ 14,181,275	\$ 83,696,733
7,403	28,514	113,269	1,152,361
459,145	118,390	1,447	2,153,933
<u>\$ 5,924,680</u>	<u>\$ 292,024</u>	<u>\$ 14,295,991</u>	<u>\$ 87,003,027</u>
\$ 217,264	\$ 176,793	\$ 266,716	\$ 3,067,706
361,127	17,202	-	851,472
50,505	-	-	89,781
<u>\$ 628,896</u>	<u>\$ 193,995</u>	<u>\$ 266,716</u>	<u>\$ 4,008,959</u>
\$ 5,295,784	\$ 104,118	\$ 14,029,275	\$ 83,000,157
-	(6,089)	-	(6,089)
<u>5,295,784</u>	<u>98,029</u>	<u>14,029,275</u>	<u>82,994,068</u>
<u>\$ 5,924,680</u>	<u>\$ 292,024</u>	<u>\$ 14,295,991</u>	<u>\$ 87,003,027</u>

BEAUFORT COUNTY, SOUTH CAROLINA

COMBINING STATEMENT OF REVENUES, EXPENDITURES AND CHANGES IN FUND BALANCES ALL NONMAJOR SPECIAL REVENUE FUNDS FOR THE FISCAL YEAR ENDED JUNE 30, 2021

	General Government Programs	Public Safety Programs	Public Works Programs
Revenues			
Property taxes	\$ 9,793,100	\$ -	\$ -
Licenses and permits	4,447,947	40,250	5,374,392
Intergovernmental	4,611,397	1,331,038	2,607,476
Charge for services	681,346	5,319,381	2,923,950
Fines and forfeitures	505,454	365,746	-
Interest	53,641	17,477	107,826
Miscellaneous	1,198,852	772,168	175,014
Total revenues	<u>21,291,737</u>	<u>7,846,060</u>	<u>11,188,658</u>
Expenditures			
General government	7,012,972	-	-
Public safety	-	7,900,832	-
Public works	-	-	449,212
Public health	-	-	-
Public welfare	-	-	-
Cultural and recreation	-	-	-
Capital	211,276	313,518	4,356,012
Debt service - principal	7,196,961	-	325,526
Debt service - interest and fees	3,245,578	-	40,397
Total expenditures	<u>17,666,787</u>	<u>8,214,350</u>	<u>5,171,147</u>
Excess (deficiency) of revenues over (under) expenditures	<u>3,624,950</u>	<u>(368,290)</u>	<u>6,017,511</u>
Other Financing Sources (Uses)			
Transfers in	1,648,131	172,613	-
Transfers out	(2,798,927)	-	(1,917,983)
Total other financing sources (uses)	<u>(1,150,796)</u>	<u>172,613</u>	<u>(1,917,983)</u>
Net Change in Fund Balance	2,474,154	(195,677)	4,099,528
Fund Balance - beginning	<u>16,800,875</u>	<u>7,732,734</u>	<u>32,659,366</u>
Fund Balance - ending	<u>\$ 19,275,029</u>	<u>\$ 7,537,057</u>	<u>\$ 36,758,894</u>

Public Health Programs	Public Welfare Programs	Cultural and Recreational Programs	Total
\$ -	\$ -	\$ -	\$ 9,793,100
-	-	2,529,837	12,392,426
1,125,831	864,300	326,852	10,866,894
6,788,902	105,905	36,625	15,856,109
-	-	-	871,200
57,952	154	39,750	276,800
2,702	106,201	-	2,254,937
<u>7,975,387</u>	<u>1,076,560</u>	<u>2,933,064</u>	<u>52,311,466</u>
-	-	-	7,012,972
-	-	-	7,900,832
-	-	-	449,212
9,093,469	-	-	9,093,469
-	1,383,084	-	1,383,084
-	-	657,365	657,365
271,385	-	405,227	5,557,418
-	-	213,393	7,735,880
-	-	131,775	3,417,750
<u>9,364,854</u>	<u>1,383,084</u>	<u>1,407,760</u>	<u>43,207,982</u>
<u>(1,389,467)</u>	<u>(306,524)</u>	<u>1,525,304</u>	<u>9,103,484</u>
-	366,003	-	2,186,747
-	-	-	(4,716,910)
-	<u>366,003</u>	-	<u>(2,530,163)</u>
(1,389,467)	59,479	1,525,304	6,573,321
<u>6,685,251</u>	<u>38,550</u>	<u>12,503,971</u>	<u>76,420,747</u>
<u>\$ 5,295,784</u>	<u>\$ 98,029</u>	<u>\$ 14,029,275</u>	<u>\$ 82,994,068</u>

BEAUFORT COUNTY, SOUTH CAROLINA

**COMBINING SCHEDULE OF REVENUES, EXPENDITURES AND CHANGES IN
FUND BALANCES - BUDGET AND ACTUAL
ALL NONMAJOR SPECIAL REVENUE FUNDS
FOR THE FISCAL YEAR ENDED JUNE 30, 2021**

	General Government Programs		
	Final Budget	Actual	Variance Positive (Negative)
Revenues			
Property taxes	\$ 10,413,326	\$ 9,793,100	\$ (620,226)
Licenses and permits	2,100,000	4,447,947	2,347,947
Intergovernmental	2,650,000	4,611,397	1,961,397
Charge for services	1,321,400	681,346	(640,054)
Fines and forfeitures	41,300	505,454	464,154
Interest	52,500	53,641	1,141
Miscellaneous	793,489	1,198,852	405,363
Total revenues	<u>17,372,015</u>	<u>21,291,737</u>	<u>3,919,722</u>
Expenditures			
General government	8,118,228	7,012,972	1,105,256
Capital	-	211,276	(211,276)
Debt service - principal	7,196,961	7,196,961	-
Debt service - interest and fees	2,913,084	3,245,578	(332,494)
Total expenditures	<u>18,228,273</u>	<u>17,666,787</u>	<u>561,486</u>
Excess (deficiency) of revenues over (under) expenditures	<u>(856,258)</u>	<u>3,624,950</u>	<u>4,481,208</u>
Other Financing Sources (Uses)			
Transfers in	1,648,131	1,648,131	-
Transfers out	(2,759,722)	(2,798,927)	(39,205)
Total other financing uses, net	<u>(1,111,591)</u>	<u>(1,150,796)</u>	<u>(39,205)</u>
Net Change in Fund Balance	(1,967,849)	2,474,154	4,442,003
Fund Balance - beginning	16,800,875	16,800,875	-
Fund Balance - ending	<u>\$ 14,833,026</u>	<u>\$ 19,275,029</u>	<u>\$ 4,442,003</u>

BEAUFORT COUNTY, SOUTH CAROLINA

**COMBINING SCHEDULE OF REVENUES, EXPENDITURES AND CHANGES IN
FUND BALANCES - BUDGET AND ACTUAL
ALL NONMAJOR SPECIAL REVENUE FUNDS
FOR THE FISCAL YEAR ENDED JUNE 30, 2021**

	Public Safety Programs		
	Final Budget	Actual	Variance Positive (Negative)
Revenues			
Licenses and permits	\$ 30,000	\$ 40,250	\$ 10,250
Intergovernmental	868,542	1,331,038	462,496
Charge for services	1,200,000	5,319,381	4,119,381
Fines and forfeitures	142,000	365,746	223,746
Interest	13,000	17,477	4,477
Miscellaneous	605,000	772,168	167,168
Total revenues	<u>2,858,542</u>	<u>7,846,060</u>	<u>4,987,518</u>
Expenditures			
Public safety	2,799,045	7,900,832	(5,101,787)
Capital	132,558	313,518	(180,960)
Total expenditures	<u>2,931,603</u>	<u>8,214,350</u>	<u>(5,282,747)</u>
Deficiency of revenues under expenditures	<u>(73,061)</u>	<u>(368,290)</u>	<u>(295,229)</u>
Other Financing Sources			
Transfers in	187,264	172,613	(14,651)
Total other financing sources	<u>187,264</u>	<u>172,613</u>	<u>(14,651)</u>
Net Change in Fund Balance	114,203	(195,677)	(309,880)
Fund Balance - beginning	<u>7,732,734</u>	<u>7,732,734</u>	<u>-</u>
Fund Balance - ending	<u>\$ 7,846,937</u>	<u>\$ 7,537,057</u>	<u>\$ (309,880)</u>

BEAUFORT COUNTY, SOUTH CAROLINA

**COMBINING SCHEDULE OF REVENUES, EXPENDITURES AND CHANGES IN
FUND BALANCES - BUDGET AND ACTUAL
ALL NONMAJOR SPECIAL REVENUE FUNDS
FOR THE FISCAL YEAR ENDED JUNE 30, 2021**

	Public Works Programs		
	Final Budget	Actual	Variance Positive (Negative)
Revenues			
Licenses and permits	\$ 3,200,000	\$ 5,374,392	\$ 2,174,392
Intergovernmental	2,000,000	2,607,476	607,476
Charge for services	2,240,000	2,923,950	683,950
Interest	-	107,826	107,826
Miscellaneous	-	175,014	175,014
Total revenues	<u>7,440,000</u>	<u>11,188,658</u>	<u>3,748,658</u>
Expenditures			
Public works	347,466	449,212	(101,746)
Capital	1,900,000	4,356,012	(2,456,012)
Debt service - principal	325,526	325,526	-
Debt service - interest and fees	40,397	40,397	-
Total expenditures	<u>2,613,389</u>	<u>5,171,147</u>	<u>(2,557,758)</u>
Deficiency of revenues under expenditures	<u>4,826,611</u>	<u>6,017,511</u>	<u>1,190,900</u>
Other Financing Uses			
Transfers out	(1,917,983)	(1,917,983)	-
Total other financing uses	<u>(1,917,983)</u>	<u>(1,917,983)</u>	<u>-</u>
Net Change in Fund Balance	2,908,628	4,099,528	1,190,900
Fund Balance - beginning	<u>32,659,366</u>	<u>32,659,366</u>	<u>-</u>
Fund Balance - ending	<u>\$ 35,567,994</u>	<u>\$ 36,758,894</u>	<u>\$ 1,190,900</u>

BEAUFORT COUNTY, SOUTH CAROLINA

**COMBINING SCHEDULE OF REVENUES, EXPENDITURES AND CHANGES IN
FUND BALANCES - BUDGET AND ACTUAL
ALL NONMAJOR SPECIAL REVENUE FUNDS
FOR THE FISCAL YEAR ENDED JUNE 30, 2021**

	Public Health Programs		
	Final Budget	Actual	Variance Positive (Negative)
Revenues			
Intergovernmental	\$ 814,700	\$ 1,125,831	\$ 311,131
Charge for services	7,899,255	6,788,902	(1,110,353)
Interest	482,000	57,952	(424,048)
Miscellaneous	27,359	2,702	(24,657)
Total revenues	<u>9,223,314</u>	<u>7,975,387</u>	<u>(1,247,927)</u>
Expenditures			
Public health	12,001,572	9,093,469	2,908,103
Capital	395,000	271,385	123,615
Total expenditures	<u>12,396,572</u>	<u>9,364,854</u>	<u>3,031,718</u>
Net Change in Fund Balance	(3,173,258)	(1,389,467)	1,783,791
Fund Balance - beginning	<u>6,685,251</u>	<u>6,685,251</u>	<u>-</u>
Fund Balance - ending	<u>\$ 3,511,993</u>	<u>\$ 5,295,784</u>	<u>\$ 1,783,791</u>

BEAUFORT COUNTY, SOUTH CAROLINA

**COMBINING SCHEDULE OF REVENUES, EXPENDITURES AND CHANGES IN
FUND BALANCES - BUDGET AND ACTUAL
ALL NONMAJOR SPECIAL REVENUE FUNDS
FOR THE FISCAL YEAR ENDED JUNE 30, 2021**

	Public Welfare Programs		
	Final Budget	Actual	Variance Positive (Negative)
Revenues			
Intergovernmental	\$ 787,232	\$ 864,300	\$ 77,068
Charge for services	101,000	105,905	4,905
Interest	-	154	154
Miscellaneous	130,800	106,201	(24,599)
Total revenues	<u>1,019,032</u>	<u>1,076,560</u>	<u>57,528</u>
Expenditures			
Public welfare	1,422,825	1,383,084	39,741
Total expenditures	<u>1,422,825</u>	<u>1,383,084</u>	<u>39,741</u>
Deficiency of revenues under expenditures	<u>(403,793)</u>	<u>(306,524)</u>	<u>97,269</u>
Other Financing Sources			
Transfers in	366,003	366,003	-
Total other financing sources	<u>366,003</u>	<u>366,003</u>	<u>-</u>
Net Change in Fund Balance	(37,790)	59,479	97,269
Fund Balance - beginning	38,550	38,550	-
Fund Balance - ending	<u>\$ 760</u>	<u>\$ 98,029</u>	<u>\$ 97,269</u>

BEAUFORT COUNTY, SOUTH CAROLINA

**COMBINING SCHEDULE OF REVENUES, EXPENDITURES AND CHANGES IN
FUND BALANCES - BUDGET AND ACTUAL
ALL NONMAJOR SPECIAL REVENUE FUNDS
FOR THE FISCAL YEAR ENDED JUNE 30, 2021**

	Cultural and Recreation Programs		
	Final Budget	Actual	Variance Positive (Negative)
Revenues			
Licenses and permits	\$ 1,604,700	\$ 2,529,837	\$ 925,137
Intergovernmental	233,750	326,852	93,102
Charge for services	68,000	36,625	(31,375)
Interest	-	39,750	39,750
Total revenues	<u>1,906,450</u>	<u>2,933,064</u>	<u>1,026,614</u>
Expenditures			
Cultural and recreation	929,250	657,365	271,885
Capital	68,000	405,227	(337,227)
Debt service - principal	213,393	213,393	-
Debt service - interest and fees	131,775	131,775	-
Total expenditures	<u>1,342,418</u>	<u>1,407,760</u>	<u>(65,342)</u>
Net Change in Fund Balance	564,032	1,525,304	961,272
Fund Balance - beginning	<u>12,503,971</u>	<u>12,503,971</u>	<u>-</u>
Fund Balance - ending	<u>\$ 13,068,003</u>	<u>\$ 14,029,275</u>	<u>\$ 961,272</u>

BEAUFORT COUNTY, SOUTH CAROLINA

**COMBINING SCHEDULE OF REVENUES, EXPENDITURES AND CHANGES IN
FUND BALANCES - BUDGET AND ACTUAL
ALL NONMAJOR SPECIAL REVENUE FUNDS
FOR THE FISCAL YEAR ENDED JUNE 30, 2021**

	Totals		
	Final Budget	Actual	Variance Positive (Negative)
Revenues			
Property taxes	\$ 10,413,326	\$ 9,793,100	\$ (620,226)
Licenses and permits	6,934,700	12,392,426	5,457,726
Intergovernmental	7,354,224	10,866,894	3,512,670
Charge for services	12,829,655	15,856,109	3,026,454
Fines and forfeitures	183,300	871,200	687,900
Interest	547,500	276,800	(270,700)
Miscellaneous	1,556,648	2,254,937	698,289
Total revenues	39,819,353	52,311,466	12,492,113
Expenditures			
General government	8,118,228	7,012,972	1,105,256
Public safety	2,799,045	7,900,832	(5,101,787)
Public works	347,466	449,212	(101,746)
Public health	12,001,572	9,093,469	2,908,103
Public welfare	1,422,825	1,383,084	39,741
Cultural and recreation	929,250	657,365	271,885
Other	-	-	-
Capital	2,495,558	5,557,418	(3,061,860)
Debt service - principal	7,735,880	7,735,880	-
Debt service - interest and fees	3,085,256	3,417,750	(332,494)
Total expenditures	38,935,080	43,207,982	(4,272,902)
Excess of revenues over expenditures	884,273	9,103,484	8,219,211
Other Financing Sources (Uses)			
Transfers in	2,201,398	2,746,697	545,299
Transfers out	(4,677,705)	(5,276,860)	(599,155)
Total other financing uses, net	(2,476,307)	(2,530,163)	(53,856)
Net Change in Fund Balance	(1,592,034)	6,573,321	8,165,355
Fund Balance - beginning	76,420,747	76,420,747	-
Fund Balance - ending	\$ 74,828,713	\$ 82,994,068	\$ 8,165,355

BEAUFORT COUNTY, SOUTH CAROLINA

**COMBINING BALANCE SHEET
NONMAJOR SPECIAL REVENUE FUNDS
GENERAL GOVERNMENT PROGRAMS
JUNE 30, 2021**

	<u>State Accommodations Tax Program</u>	<u>Purchase of Real Property Program</u>	<u>Local Accommodations Tax Program</u>	<u>Local Admissions Fee Program</u>	<u>Local Hospitality Tax Program</u>
ASSETS					
Cash and equity in pooled cash and investments	\$ -	\$ 2,640,114	\$ 5,059,156	\$ 2,790,481	\$ 2,703,218
Receivables, net	-	126,579	-	72,034	7,944
Due from other governments	481,149	1,316	-	-	-
Total assets	<u>\$ 481,149</u>	<u>\$ 2,768,009</u>	<u>\$ 5,059,156</u>	<u>\$ 2,862,515</u>	<u>\$ 2,711,162</u>
LIABILITIES					
Accounts payable	\$ 193,321	\$ -	\$ 254,617	\$ 788	\$ 1,464
Accrued payroll	-	-	-	489	-
Total liabilities	<u>\$ 193,321</u>	<u>\$ -</u>	<u>\$ 254,617</u>	<u>\$ 1,277</u>	<u>\$ 1,464</u>
FUND BALANCE					
Restricted	\$ 287,828	\$ 2,768,009	\$ 4,804,539	\$ 2,861,238	\$ 2,709,698
Total fund balance	<u>287,828</u>	<u>2,768,009</u>	<u>4,804,539</u>	<u>2,861,238</u>	<u>2,709,698</u>
Total liabilities and fund balances	<u>\$ 481,149</u>	<u>\$ 2,768,009</u>	<u>\$ 5,059,156</u>	<u>\$ 2,862,515</u>	<u>\$ 2,711,162</u>

Treasurer Execution Fees	Clerk of Court Incentives	Clerk of Court Unit Cost	Employer Group Benefit Trust	Public Defender Trust	Reforestation Trust	Total
\$ 2,043,767	\$ 476,431	\$ 469,742	\$ 284,781	\$ 401,178	\$ 2,223,657	\$ 19,092,525
3,170	-	26,959	-	119,637	-	356,323
-	-	49,622	-	-	-	532,087
<u>\$ 2,046,937</u>	<u>\$ 476,431</u>	<u>\$ 546,323</u>	<u>\$ 284,781</u>	<u>\$ 520,815</u>	<u>\$ 2,223,657</u>	<u>\$ 19,980,935</u>
\$ 38,854	\$ 672	\$ 2,398	\$ 5,621	\$ 53,437	\$ 8,065	\$ 559,237
1,466	-	-	-	144,714	-	146,669
<u>\$ 40,320</u>	<u>\$ 672</u>	<u>\$ 2,398</u>	<u>\$ 5,621</u>	<u>\$ 198,151</u>	<u>\$ 8,065</u>	<u>\$ 705,906</u>
\$ 2,006,617	\$ 475,759	\$ 543,925	\$ 279,160	\$ 322,664	\$ 2,215,592	\$ 19,275,029
2,006,617	475,759	543,925	279,160	322,664	2,215,592	19,275,029
<u>\$ 2,046,937</u>	<u>\$ 476,431</u>	<u>\$ 546,323</u>	<u>\$ 284,781</u>	<u>\$ 520,815</u>	<u>\$ 2,223,657</u>	<u>\$ 19,980,935</u>

BEAUFORT COUNTY, SOUTH CAROLINA

COMBINING STATEMENT OF REVENUES, EXPENDITURES AND CHANGES IN FUND BALANCES NONMAJOR SPECIAL REVENUE FUNDS - GENERAL GOVERNMENT PROGRAMS FOR THE FISCAL YEAR ENDED JUNE 30, 2021

	State Accommodations Tax Program	Purchase of Real Property Program	Local Accommodations Tax Program	Local Admissions Fee Program
Revenues				
Property Taxes	\$ -	\$ 9,793,100	\$ -	\$ -
Licenses and Permits	-	-	-	1,917,406
Intergovernmental	1,209,098	180,171	1,762,046	-
Charges for Services	-	23,124	-	-
Fines and Forfeitures	-	29,350	1,597	-
Interest	351	7,702	13,420	7,165
Miscellaneous	-	385,970	9,504	-
Total revenues	1,209,449	10,419,417	1,786,567	1,924,571
Expenditures				
General government:				
Personnel	-	-	36,199	36,195
Purchased Services	-	3,005	4,434	17,500
Supplies	-	-	798	1,322
Capital	-	-	65,518	-
Other	868,241	-	705,033	1,682
Debt service:				
Principal	-	7,196,961	-	-
Interest and fees	-	3,245,578	-	-
Total expenditures	868,241	10,445,544	811,982	56,699
Excess (deficiency) of revenues over (under) expenditures	341,208	(26,127)	974,585	1,867,872
Other Financing Sources (Uses)				
Transfers In	-	-	-	-
Transfers out	(84,205)	-	-	(1,214,722)
Total other financing sources (uses)	(84,205)	-	-	(1,214,722)
Net Change in Fund Balance	257,003	(26,127)	974,585	653,150
Fund Balance - beginning	30,825	2,794,136	3,829,954	2,208,088
Fund Balance - ending	\$ 287,828	\$ 2,768,009	\$ 4,804,539	\$ 2,861,238

Local Hospitality Tax Program	Treasurer Execution Fees	Clerk of Court Incentives	Clerk of Court Unit Cost	Employer Group Benefit Trust	Public Defender Trust	Reforestation Trust	Total
\$ -	\$ -	\$ -	\$ -	\$ -	\$ -	\$ -	\$ 9,793,100
2,530,541	-	-	-	-	-	-	4,447,947
-	-	67,415	312,736	-	1,079,931	-	4,611,397
-	658,222	-	-	-	-	-	681,346
32,543	-	-	-	-	-	441,964	505,454
7,051	7,088	1,298	1,095	500	1,889	6,082	53,641
-	10,830	-	-	240,471	552,077	-	1,198,852
<u>2,570,135</u>	<u>676,140</u>	<u>68,713</u>	<u>313,831</u>	<u>240,971</u>	<u>1,633,897</u>	<u>448,046</u>	<u>21,291,737</u>
36,197	785,530	-	94,557	-	2,816,610	-	3,805,288
17,441	306,553	309	-	-	201,708	32,345	583,295
2,270	45,268	5,556	-	-	35,128	-	90,342
67,151	15,570	-	-	-	46,050	16,987	211,276
575,754	56,578	-	7,875	273,620	45,264	-	2,534,047
-	-	-	-	-	-	-	7,196,961
-	-	-	-	-	-	-	3,245,578
<u>698,813</u>	<u>1,209,499</u>	<u>5,865</u>	<u>102,432</u>	<u>273,620</u>	<u>3,144,760</u>	<u>49,332</u>	<u>17,666,787</u>
<u>1,871,322</u>	<u>(533,359)</u>	<u>62,848</u>	<u>211,399</u>	<u>(32,649)</u>	<u>(1,510,863)</u>	<u>398,714</u>	<u>3,624,950</u>
-	-	-	-	-	1,648,131	-	1,648,131
(1,500,000)	-	-	-	-	-	-	(2,798,927)
<u>(1,500,000)</u>	<u>-</u>	<u>-</u>	<u>-</u>	<u>-</u>	<u>1,648,131</u>	<u>-</u>	<u>(1,150,796)</u>
371,322	(533,359)	62,848	211,399	(32,649)	137,268	398,714	2,474,154
<u>2,338,376</u>	<u>2,539,976</u>	<u>412,911</u>	<u>332,526</u>	<u>311,809</u>	<u>185,396</u>	<u>1,816,878</u>	<u>16,800,875</u>
<u>\$ 2,709,698</u>	<u>\$ 2,006,617</u>	<u>\$ 475,759</u>	<u>\$ 543,925</u>	<u>\$ 279,160</u>	<u>\$ 322,664</u>	<u>\$ 2,215,592</u>	<u>\$ 19,275,029</u>

BEAUFORT COUNTY, SOUTH CAROLINA

**COMBINING SCHEDULE OF REVENUES, EXPENDITURES AND CHANGES
IN FUND BALANCES - NONMAJOR SPECIAL REVENUE FUNDS
GENERAL GOVERNMENT PROGRAMS
FOR THE FISCAL YEAR ENDED JUNE 30, 2021**

	State Accommodations Tax Program		
	Final Budget	Actual	Variance Positive (Negative)
Revenues			
Intergovernmental	\$ 425,000	\$ 1,209,098	\$ 784,098
Interest	-	351	351
Total revenues	<u>425,000</u>	<u>1,209,449</u>	<u>784,449</u>
Expenditures			
General government:			
Other	<u>373,250</u>	<u>868,241</u>	<u>(494,991)</u>
Total expenditures	<u>373,250</u>	<u>868,241</u>	<u>(494,991)</u>
Excess of revenues over expenditures	<u>51,750</u>	<u>341,208</u>	<u>289,458</u>
Other Financing Uses			
Transfers out	<u>(45,000)</u>	<u>(84,205)</u>	<u>(39,205)</u>
Total other financing uses	<u>(45,000)</u>	<u>(84,205)</u>	<u>(39,205)</u>
Net Change in Fund Balance	6,750	257,003	250,253
Fund Balance - beginning	<u>30,825</u>	<u>30,825</u>	<u>-</u>
Fund Balance - ending	<u>\$ 37,575</u>	<u>\$ 287,828</u>	<u>\$ 250,253</u>

BEAUFORT COUNTY, SOUTH CAROLINA

**COMBINING SCHEDULE OF REVENUES, EXPENDITURES AND CHANGES
IN FUND BALANCES - NONMAJOR SPECIAL REVENUE FUNDS
GENERAL GOVERNMENT PROGRAMS
FOR THE FISCAL YEAR ENDED JUNE 30, 2021**

	Purchase of Real Property Program		
	Final Budget	Actual	Variance Positive (Negative)
Revenues			
Property taxes	\$ 10,413,326	\$ 9,793,100	\$ (620,226)
Intergovernmental	175,000	180,171	5,171
Charges for Services	21,400	23,124	1,724
Fines and Forfeitures	35,000	29,350	(5,650)
Interest	5,000	7,702	2,702
Miscellaneous	-	385,970	385,970
Total revenues	<u>10,649,726</u>	<u>10,419,417</u>	<u>(230,309)</u>
Expenditures			
General government:			
Purchased services	50,000	3,005	46,995
Debt service:			
Principal	7,196,961	7,196,961	-
Interest and fees	2,913,084	3,245,578	(332,494)
Total expenditures	<u>10,160,045</u>	<u>10,445,544</u>	<u>(285,499)</u>
Net Change in Fund Balance	489,681	(26,127)	(515,808)
Fund Balance - beginning	<u>2,794,136</u>	<u>2,794,136</u>	<u>-</u>
Fund Balance - ending	<u>\$ 3,283,817</u>	<u>\$ 2,768,009</u>	<u>\$ (515,808)</u>

BEAUFORT COUNTY, SOUTH CAROLINA

**COMBINING SCHEDULE OF REVENUES, EXPENDITURES AND CHANGES
IN FUND BALANCES - NONMAJOR SPECIAL REVENUE FUNDS
GENERAL GOVERNMENT PROGRAMS
FOR THE FISCAL YEAR ENDED JUNE 30, 2021**

	Local Accommodations Tax Program		
	Final Budget	Actual	Variance Positive (Negative)
Revenues			
Intergovernmental	\$ 650,000	\$ 1,762,046	\$ 1,112,046
Fines and forfeitures	-	1,597	1,597
Interest	-	13,420	13,420
Miscellaneous	-	9,504	9,504
Total revenues	<u>650,000</u>	<u>1,786,567</u>	<u>1,136,567</u>
Expenditures			
General government:			
Personnel	58,772	36,199	22,573
Purchased services	2,500	4,434	(1,934)
Supplies	1,650	798	852
Capital	300,000	65,518	234,482
Other	1,553,768	705,033	848,735
Total expenditures	<u>1,916,690</u>	<u>811,982</u>	<u>1,104,708</u>
Net Change in Fund Balance	(1,266,690)	974,585	2,241,275
Fund Balance - beginning	<u>3,829,954</u>	<u>3,829,954</u>	<u>-</u>
Fund Balance - ending	<u>\$ 2,563,264</u>	<u>\$ 4,804,539</u>	<u>\$ 2,241,275</u>

BEAUFORT COUNTY, SOUTH CAROLINA

**COMBINING SCHEDULE OF REVENUES, EXPENDITURES AND CHANGES
IN FUND BALANCES - NONMAJOR SPECIAL REVENUE FUNDS
GENERAL GOVERNMENT PROGRAMS
FOR THE FISCAL YEAR ENDED JUNE 30, 2021**

	Local Admissions Fee Program		
	Final Budget	Actual	Variance Positive (Negative)
Revenues			
Licenses and permits	\$ 950,000	\$ 1,917,406	\$ 967,406
Interest	2,000	7,165	5,165
Total revenues	<u>952,000</u>	<u>1,924,571</u>	<u>972,571</u>
Expenditures			
General government:			
Personnel	58,772	36,195	22,577
Purchased services	24,050	17,500	6,550
Supplies	2,450	1,322	1,128
Other	1,050	1,682	(632)
Total expenditures	<u>86,322</u>	<u>56,699</u>	<u>29,623</u>
Excess of revenues over expenditures	<u>865,678</u>	<u>1,867,872</u>	<u>1,002,194</u>
Other Financing Uses			
Transfers out	<u>(1,214,722)</u>	<u>(1,214,722)</u>	<u>-</u>
Total other financing uses	<u>(1,214,722)</u>	<u>(1,214,722)</u>	<u>-</u>
Net Change in Fund Balance	(349,044)	653,150	1,002,194
Fund Balance - beginning	<u>2,208,088</u>	<u>2,208,088</u>	<u>-</u>
Fund Balance - ending	<u>\$ 1,859,044</u>	<u>\$ 2,861,238</u>	<u>\$ 1,002,194</u>

BEAUFORT COUNTY, SOUTH CAROLINA

**COMBINING SCHEDULE OF REVENUES, EXPENDITURES AND CHANGES
IN FUND BALANCES - NONMAJOR SPECIAL REVENUE FUNDS
GENERAL GOVERNMENT PROGRAMS
FOR THE FISCAL YEAR ENDED JUNE 30, 2021**

	Local Hospitality Tax Program		
	Final Budget	Actual	Variance Positive (Negative)
Revenues			
Licenses and permits	\$ 1,150,000	\$ 2,530,541	\$ 1,380,541
Fines and Forfeitures	-	32,543	32,543
Interest	-	7,051	7,051
Total revenues	<u>1,150,000</u>	<u>2,570,135</u>	<u>1,420,135</u>
Expenditures			
General government:			
Personnel	63,272	36,197	(27,075)
Purchased services	111,150	17,441	(93,709)
Supplies	3,890	2,270	(1,620)
Capital	989,766	67,151	(922,615)
Other	758,985	575,754	(183,231)
Total expenditures	<u>1,927,063</u>	<u>698,813</u>	<u>(1,228,250)</u>
Excess (deficiency) of revenues over (under) expenditures	<u>(777,063)</u>	<u>1,871,322</u>	<u>2,648,385</u>
Other Financing Uses			
Transfers out	(1,500,000)	(1,500,000)	-
Total other financing uses	<u>(1,500,000)</u>	<u>(1,500,000)</u>	<u>-</u>
Net Change in Fund Balance	(2,277,063)	371,322	2,648,385
Fund Balance - beginning	<u>2,338,376</u>	<u>2,338,376</u>	<u>2,648,385</u>
Fund Balance - ending	<u>\$ 61,313</u>	<u>\$ 2,709,698</u>	<u>\$ 5,296,770</u>

BEAUFORT COUNTY, SOUTH CAROLINA

**COMBINING SCHEDULE OF REVENUES, EXPENDITURES AND CHANGES
IN FUND BALANCES - NONMAJOR SPECIAL REVENUE FUNDS
GENERAL GOVERNMENT PROGRAMS
FOR THE FISCAL YEAR ENDED JUNE 30, 2021**

	Treasurer Execution Fees		
	Final Budget	Actual	Variance Positive (Negative)
Revenues			
Charges for services	\$ 1,300,000	\$ 658,222	\$ (641,778)
Interest	45,000	7,088	(37,912)
Miscellaneous	10,000	10,830	830
Total revenues	<u>1,355,000</u>	<u>676,140</u>	<u>(678,860)</u>
Expenditures			
General government:			
Personnel	885,929	785,530	100,399
Purchased services	369,061	306,553	62,508
Supplies	87,860	45,268	42,592
Capital	27,695	15,570	12,125
Other	57,996	56,578	1,418
Total expenditures	<u>1,428,541</u>	<u>1,209,499</u>	<u>219,042</u>
Net Change in Fund Balance	(73,541)	(533,359)	(459,818)
Fund Balance - beginning	<u>2,539,976</u>	<u>2,539,976</u>	<u>-</u>
Fund Balance - ending	<u>\$ 2,466,435</u>	<u>\$ 2,006,617</u>	<u>\$ (459,818)</u>

BEAUFORT COUNTY, SOUTH CAROLINA

**COMBINING SCHEDULE OF REVENUES, EXPENDITURES AND CHANGES
IN FUND BALANCES - NONMAJOR SPECIAL REVENUE FUNDS
GENERAL GOVERNMENT PROGRAMS
FOR THE FISCAL YEAR ENDED JUNE 30, 2021**

	Clerk of Court Incentives		
	Final Budget	Actual	Variance Positive (Negative)
Revenues			
Intergovernmental	\$ 50,000	\$ 67,415	\$ 17,415
Interest	500	1,298	798
Total revenues	<u>50,500</u>	<u>68,713</u>	<u>18,213</u>
Expenditures			
General government:			
Purchased services	13,300	309	12,991
Supplies	17,500	5,556	11,944
Total expenditures	<u>30,800</u>	<u>5,865</u>	<u>24,935</u>
Net Change in Fund Balance	19,700	62,848	43,148
Fund Balance - beginning	<u>412,911</u>	<u>412,911</u>	<u>-</u>
Fund Balance - ending	<u>\$ 432,611</u>	<u>\$ 475,759</u>	<u>\$ 43,148</u>

BEAUFORT COUNTY, SOUTH CAROLINA

**COMBINING SCHEDULE OF REVENUES, EXPENDITURES AND CHANGES
IN FUND BALANCES - NONMAJOR SPECIAL REVENUE FUNDS
GENERAL GOVERNMENT PROGRAMS
FOR THE FISCAL YEAR ENDED JUNE 30, 2021**

	Clerk of Court Unit Cost		
	Final Budget	Actual	Variance Positive (Negative)
Revenues			
Intergovernmental	\$ 250,000	\$ 312,736	\$ 62,736
Interest	-	1,095	1,095
Total revenues	<u>250,000</u>	<u>313,831</u>	<u>63,831</u>
Expenditures			
General government:			
Personnel	216,403	94,557	121,846
Other	25,000	7,875	17,125
Total expenditures	<u>241,403</u>	<u>102,432</u>	<u>138,971</u>
Net Change in Fund Balance	8,597	211,399	202,802
Fund Balance - beginning	<u>332,526</u>	<u>332,526</u>	<u>-</u>
Fund Balance - ending	<u><u>\$ 341,123</u></u>	<u><u>\$ 543,925</u></u>	<u><u>\$ 202,802</u></u>

BEAUFORT COUNTY, SOUTH CAROLINA

**COMBINING SCHEDULE OF REVENUES, EXPENDITURES AND CHANGES
IN FUND BALANCES - NONMAJOR SPECIAL REVENUE FUNDS
GENERAL GOVERNMENT PROGRAMS
FOR THE FISCAL YEAR ENDED JUNE 30, 2021**

	Employer Group Benefit Trust		
	Final Budget	Actual	Variance Positive (Negative)
Revenues			
Interest	\$ -	\$ 500	\$ 500
Miscellaneous	-	240,471	240,471
Total revenues	<u>-</u>	<u>240,971</u>	<u>240,971</u>
Expenditures			
General government:			
Other	-	273,620	(273,620)
Total expenditures	<u>-</u>	<u>273,620</u>	<u>(273,620)</u>
Net Change in Fund Balance	-	(32,649)	(32,649)
Fund Balance - beginning	<u>311,809</u>	<u>311,809</u>	<u>-</u>
Fund Balance - ending	<u>\$ 311,809</u>	<u>\$ 279,160</u>	<u>\$ (32,649)</u>

BEAUFORT COUNTY, SOUTH CAROLINA

**COMBINING SCHEDULE OF REVENUES, EXPENDITURES AND CHANGES
IN FUND BALANCES - NONMAJOR SPECIAL REVENUE FUNDS
GENERAL GOVERNMENT PROGRAMS
FOR THE FISCAL YEAR ENDED JUNE 30, 2021**

	Public Defender Trust		
	Final Budget	Actual	Variance Positive (Negative)
Revenues			
Intergovernmental	1,100,000	1,079,931	(20,069)
Interest	-	1,889	1,889
Miscellaneous	783,489	552,077	(231,412)
Total revenues	<u>1,883,489</u>	<u>1,633,897</u>	<u>(249,592)</u>
Expenditures			
General government:			
Personnel	2,994,120	2,816,610	177,510
Purchased services	284,500	201,708	82,792
Supplies	33,500	35,128	(1,628)
Capital	150,000	46,050	103,950
Other	69,500	45,264	24,236
Total expenditures	<u>3,531,620</u>	<u>3,144,760</u>	<u>386,860</u>
Deficiency of revenues under expenditures	(1,648,131)	(1,510,863)	137,268
Other Financing Sources			
Transfers in	1,648,131	1,648,131	-
Total other financing sources	<u>1,648,131</u>	<u>1,648,131</u>	<u>-</u>
Net Change in Fund Balance	-	137,268	137,268
Fund Balance - beginning	<u>185,396</u>	<u>185,396</u>	<u>-</u>
Fund Balance - ending	<u>\$ 185,396</u>	<u>\$ 322,664</u>	<u>\$ 137,268</u>

BEAUFORT COUNTY, SOUTH CAROLINA

**COMBINING SCHEDULE OF REVENUES, EXPENDITURES AND CHANGES
IN FUND BALANCES - NONMAJOR SPECIAL REVENUE FUNDS
GENERAL GOVERNMENT PROGRAMS
FOR THE FISCAL YEAR ENDED JUNE 30, 2021**

	Reforestation Trust		
	Final Budget	Actual	Variance Positive (Negative)
Revenues			
Fines and forfeitures	\$ 6,300	\$ 441,964	\$ 435,664
Interest	-	6,082	6,082
Total revenues	<u>6,300</u>	<u>448,046</u>	<u>441,746</u>
Expenditures			
General government:			
Purchased services	-	32,345	(32,345)
Capital	-	16,987	(16,987)
Total expenditures	<u>-</u>	<u>49,332</u>	<u>(49,332)</u>
Net Change in Fund Balance	6,300	398,714	392,414
Fund Balance - beginning	<u>1,816,878</u>	<u>1,816,878</u>	<u>-</u>
Fund Balance - ending	<u>\$ 1,823,178</u>	<u>\$ 2,215,592</u>	<u>\$ 392,414</u>

BEAUFORT COUNTY, SOUTH CAROLINA

**COMBINING SCHEDULE OF REVENUES, EXPENDITURES AND CHANGES
IN FUND BALANCES - NONMAJOR SPECIAL REVENUE FUNDS
GENERAL GOVERNMENT PROGRAMS
FOR THE FISCAL YEAR ENDED JUNE 30, 2021**

	Total		
	Final Budget	Actual	Variance Positive (Negative)
Revenues			
Property taxes	\$ 10,413,326	\$ 9,793,100	\$ (620,226)
Licenses and permits	2,100,000	4,447,947	2,347,947
Intergovernmental	2,650,000	4,611,397	1,961,397
Charges for services	1,321,400	681,346	(640,054)
Fines and forfeitures	41,300	505,454	464,154
Interest	52,500	53,641	1,141
Miscellaneous	793,489	1,198,852	405,363
Total revenues	<u>17,372,015</u>	<u>21,291,737</u>	<u>3,919,722</u>
Expenditures			
General government:			
Personnel	4,277,268	3,805,288	471,980
Purchased services	854,561	583,295	271,266
Supplies	146,850	90,342	56,508
Capital	1,467,461	211,276	1,256,185
Other	2,839,549	2,534,047	305,502
Debt service:			
Principal	7,196,961	7,196,961	-
Interest and fees	2,913,084	3,245,578	(332,494)
Total expenditures	<u>19,695,734</u>	<u>17,666,787</u>	<u>2,028,947</u>
Excess (deficiency) of revenues over (under) expenditures	(2,323,719)	3,624,950	5,948,669
Other Financing Sources (Uses)			
Transfers in	1,648,131	1,648,131	-
Transfers out	(2,759,722)	(2,798,927)	(39,205)
Total other financing uses, net	<u>(1,111,591)</u>	<u>(1,150,796)</u>	<u>(39,205)</u>
Net Change in Fund Balance	(3,435,310)	2,474,154	5,909,464
Fund Balance - beginning	<u>16,800,875</u>	<u>16,800,875</u>	<u>-</u>
Fund Balance - ending	<u>\$ 13,365,565</u>	<u>\$ 19,275,029</u>	<u>\$ 5,909,464</u>

BEAUFORT COUNTY, SOUTH CAROLINA

**COMBINING BALANCE SHEET
NONMAJOR SPECIAL REVENUE FUNDS
PUBLIC SAFETY PROGRAMS
JUNE 30, 2021**

	E-911 Telephone Program	Victims Assistance Program	Sheriff's Office Special Projects	Sheriff HHI Service Fee	Public Safety Grants	Total
ASSETS						
Cash and equity in pooled cash and investments	\$ 4,088,383	\$ 503,092	\$ 2,091,418	\$ 439,345	\$ 377,789	\$ 7,500,027
Receivables, net	57,033	12,737	98,362	-	9,396	177,528
Due from other governments	710,248	-	1,535	-	78,740	790,523
Total assets	<u>\$ 4,855,664</u>	<u>\$ 515,829</u>	<u>\$ 2,191,315</u>	<u>\$ 439,345</u>	<u>\$ 465,925</u>	<u>\$ 8,468,078</u>
LIABILITIES						
Accounts payable	\$ 113,535	\$ 1,601	\$ 424,798	\$ 1,536	\$ 26,879	\$ 568,349
Accrued payroll	20,144	210,819	46,447	45,986	-	323,396
Due to others	-	-	-	-	39,276	39,276
Total liabilities	<u>\$ 133,679</u>	<u>\$ 212,420</u>	<u>\$ 471,245</u>	<u>\$ 47,522</u>	<u>\$ 66,155</u>	<u>\$ 931,021</u>
FUND BALANCE						
Restricted	4,721,985	303,409	1,720,070	391,823	399,770	7,537,057
Total fund balance	<u>4,721,985</u>	<u>303,409</u>	<u>1,720,070</u>	<u>391,823</u>	<u>399,770</u>	<u>7,537,057</u>
Total liabilities and fund balance	<u>\$ 4,855,664</u>	<u>\$ 515,829</u>	<u>\$ 2,191,315</u>	<u>\$ 439,345</u>	<u>\$ 465,925</u>	<u>\$ 8,468,078</u>

BEAUFORT COUNTY, SOUTH CAROLINA

**COMBINING STATEMENT OF REVENUES, EXPENDITURES
AND CHANGES IN FUND BALANCES
NONMAJOR SPECIAL REVENUE FUNDS - PUBLIC SAFETY PROGRAMS
FOR THE FISCAL YEAR ENDED JUNE 30, 2021**

	E-911 Telephone Program	Victims Assistance Program	Sheriff's Office Special Projects	Sheriff HHI Service Fee	Public Safety Grants	Total
Revenues						
Licenses and permits	\$ -	\$ -	\$ 40,250	\$ -	\$ -	\$ 40,250
Intergovernmental	980,029	-	73,199	-	277,810	1,331,038
Charges for services	495,467	-	178,146	4,645,768	-	5,319,381
Fines and forfeitures	-	91,745	274,001	-	-	365,746
Interest	11,360	576	2,551	1,597	1,393	17,477
Miscellaneous	-	-	649,990	-	122,178	772,168
Total revenues	<u>1,486,856</u>	<u>92,321</u>	<u>1,218,137</u>	<u>4,647,365</u>	<u>401,381</u>	<u>7,846,060</u>
Expenditures						
Public safety:						
Personnel	383,821	151,664	950,569	3,970,219	-	5,456,273
Purchased services	230	-	34,558	97,670	29,297	161,755
Supplies	19,404	1,693	162,853	180,092	200,153	564,195
Utilities	-	-	-	7,561	-	7,561
Capital	-	-	109,854	-	203,664	313,518
Other	1,462,269	-	125,573	-	123,206	1,711,048
Total expenditures	<u>1,865,724</u>	<u>153,357</u>	<u>1,383,407</u>	<u>4,255,542</u>	<u>556,320</u>	<u>8,214,350</u>
Excess (deficiency) of revenues over (under) expenditures	(378,868)	(61,036)	(165,270)	391,823	(154,939)	(368,290)
Other Financing Sources						
Transfers in	-	10,000	162,613	-	-	172,613
Total other financing sources	<u>-</u>	<u>10,000</u>	<u>162,613</u>	<u>-</u>	<u>-</u>	<u>172,613</u>
Net Change in Fund Balance	(378,868)	(51,036)	(2,657)	391,823	(154,939)	(195,677)
Fund Balance - beginning	<u>5,100,853</u>	<u>354,445</u>	<u>1,722,727</u>	<u>-</u>	<u>554,709</u>	<u>7,732,734</u>
Fund Balance - ending	<u>\$ 4,721,985</u>	<u>\$ 303,409</u>	<u>\$ 1,720,070</u>	<u>\$ 391,823</u>	<u>\$ 399,770</u>	<u>\$ 7,537,057</u>

BEAUFORT COUNTY, SOUTH CAROLINA

**COMBINING SCHEDULE OF REVENUES, EXPENDITURES AND CHANGES
IN FUND BALANCES - NONMAJOR SPECIAL REVENUE FUNDS
PUBLIC SAFETY PROGRAMS
FOR THE FISCAL YEAR ENDED JUNE 30, 2021**

	E-911 Telephone Program		
	Final Budget	Actual	Variance Positive (Negative)
Revenues			
Intergovernmental	\$ 725,000	\$ 980,029	\$ 255,029
Charges for services	1,200,000	495,467	(704,533)
Interest	10,000	11,360	1,360
Total revenues	<u>1,935,000</u>	<u>1,486,856</u>	<u>(448,144)</u>
Expenditures			
Public safety:			
Personnel	469,980	383,821	86,159
Purchased services	25,000	230	24,770
Supplies	83,000	19,404	63,596
Capital	132,558	-	132,558
Other	1,177,150	1,462,269	(285,119)
Total expenditures	<u>1,887,688</u>	<u>1,865,724</u>	<u>21,964</u>
Net Change in Fund Balance	47,312	(378,868)	(426,180)
Fund Balance - beginning	<u>5,100,853</u>	<u>5,100,853</u>	<u>-</u>
Fund Balance - ending	<u>\$ 5,148,165</u>	<u>\$ 4,721,985</u>	<u>\$ (426,180)</u>

BEAUFORT COUNTY, SOUTH CAROLINA

**COMBINING SCHEDULE OF REVENUES, EXPENDITURES AND CHANGES
IN FUND BALANCES - NONMAJOR SPECIAL REVENUE FUNDS
PUBLIC SAFETY PROGRAMS
FOR THE FISCAL YEAR ENDED JUNE 30, 2021**

	Victims Assistance Program		
	Final Budget	Actual	Variance Positive (Negative)
Revenues			
Intergovernmental	\$ 63,542	\$ -	\$ (63,542)
Fines and forfeitures	142,000	91,745	(50,255)
Interest	2,000	576	(1,424)
Total revenues	<u>207,542</u>	<u>92,321</u>	<u>(115,221)</u>
Expenditures			
Public safety:			
Personnel	214,913	151,664	63,249
Supplies	-	1,693	(1,693)
Total expenditures	<u>214,913</u>	<u>153,357</u>	<u>61,556</u>
Deficiency of revenues under expenditures	<u>(7,371)</u>	<u>(61,036)</u>	<u>(53,665)</u>
Other Financing Sources			
Transfers in	31,573	10,000	(21,573)
Total other financing sources	<u>31,573</u>	<u>10,000</u>	<u>(21,573)</u>
Net Change in Fund Balance	24,202	(51,036)	(75,238)
Fund Balance - beginning	<u>354,445</u>	<u>354,445</u>	<u>-</u>
Fund Balance - ending	<u>\$ 378,647</u>	<u>\$ 303,409</u>	<u>\$ (75,238)</u>

BEAUFORT COUNTY, SOUTH CAROLINA

**COMBINING SCHEDULE OF REVENUES, EXPENDITURES AND CHANGES
IN FUND BALANCES - NONMAJOR SPECIAL REVENUE FUNDS
PUBLIC SAFETY PROGRAMS
FOR THE FISCAL YEAR ENDED JUNE 30, 2021**

	Sheriff's Office Special Projects		
	Final Budget	Actual	Variance Positive (Negative)
Revenues			
Licenses and permits	\$ 30,000	\$ 40,250	\$ 10,250
Intergovernmental	20,000	73,199	53,199
Charges for services	-	178,146	178,146
Fines and Forfeitures	-	274,001	274,001
Interest	500	2,551	2,051
Miscellaneous	485,000	649,990	164,990
Total revenues	<u>535,500</u>	<u>1,218,137</u>	<u>682,637</u>
Expenditures			
Public safety:			
Personnel	586,002	950,569	(364,567)
Purchased services	11,200	34,558	(23,358)
Supplies	21,300	162,853	(141,553)
Capital	-	109,854	(109,854)
Other	50,500	125,573	(75,073)
Total expenditures	<u>669,002</u>	<u>1,383,407</u>	<u>(714,405)</u>
Deficiency of revenues under expenditures	<u>(133,502)</u>	<u>(165,270)</u>	<u>(31,768)</u>
Other Financing Sources			
Transfers in	155,691	162,613	6,922
Total other financing sources	<u>155,691</u>	<u>162,613</u>	<u>6,922</u>
Net Change in Fund Balance	22,189	(2,657)	(24,846)
Fund Balance - beginning	<u>1,722,727</u>	<u>1,722,727</u>	<u>-</u>
Fund Balance - ending	<u>\$ 1,744,916</u>	<u>\$ 1,720,070</u>	<u>\$ (24,846)</u>

BEAUFORT COUNTY, SOUTH CAROLINA

**COMBINING SCHEDULE OF REVENUES, EXPENDITURES AND CHANGES
IN FUND BALANCES - NONMAJOR SPECIAL REVENUE FUNDS
PUBLIC SAFETY PROGRAMS
FOR THE FISCAL YEAR ENDED JUNE 30, 2021**

	Sheriff HHI Service Fee Fund		
	Final Budget	Actual	Variance Positive (Negative)
Revenues			
Charges for Services	\$ -	\$ 4,645,768	\$ 4,645,768
Interest	-	1,597	1,597
Total revenues	-	4,647,365	4,647,365
Expenditures			
Public safety			
Personnel	-	3,970,219	(3,970,219)
Purchased services	-	97,670	(97,670)
Supplies	-	180,092	(180,092)
Utilities	-	7,561	(7,561)
Total expenditures	-	4,255,542	(4,255,542)
Net Change in Fund Balance	-	391,823	391,823
Fund Balance - beginning	-	-	-
Fund Balance - ending	\$ -	\$ 391,823	\$ 391,823

BEAUFORT COUNTY, SOUTH CAROLINA

COMBINING SCHEDULE OF REVENUES, EXPENDITURES AND CHANGES IN FUND BALANCES - NONMAJOR SPECIAL REVENUE FUNDS PUBLIC SAFETY PROGRAMS FOR THE FISCAL YEAR ENDED JUNE 30, 2021

	Public Safety Grants		
	Final Budget	Actual	Variance Positive (Negative)
Revenues			
Intergovernmental	\$ 60,000	\$ 277,810	\$ 217,810
Interest	500	1,393	893
Miscellaneous	120,000	122,178	2,178
Total revenues	180,500	401,381	220,881
Expenditures			
Public safety			
Purchased services	15,000	29,297	(14,297)
Supplies	-	200,153	(200,153)
Capital	-	203,664	(203,664)
Other	145,000	123,206	21,794
Total expenditures	160,000	556,320	(396,320)
Net Change in Fund Balance	20,500	(154,939)	(175,439)
Fund Balance - beginning	554,709	554,709	-
Fund Balance - ending	\$ 575,209	\$ 399,770	\$ (175,439)

BEAUFORT COUNTY, SOUTH CAROLINA

**COMBINING SCHEDULE OF REVENUES, EXPENDITURES AND CHANGES
IN FUND BALANCES - NONMAJOR SPECIAL REVENUE FUNDS
PUBLIC SAFETY PROGRAMS
FOR THE FISCAL YEAR ENDED JUNE 30, 2021**

	Total		Variance Positive (Negative)
	Final Budget	Actual	
Revenues			
Licenses and permits	\$ 30,000	\$ 40,250	\$ 10,250
Intergovernmental	868,542	1,331,038	462,496
Charges for services	1,200,000	5,319,381	4,119,381
Fines and forfeitures	142,000	365,746	223,746
Interest	13,000	17,477	4,477
Miscellaneous	605,000	772,168	167,168
Total revenues	<u>2,858,542</u>	<u>7,846,060</u>	<u>4,987,518</u>
Expenditures			
Public safety:			
Personnel	1,270,895	5,456,273	(4,185,378)
Purchased services	51,200	161,755	(110,555)
Supplies	104,300	564,195	(459,895)
Utilities	-	7,561	(7,561)
Capital	132,558	313,518	(180,960)
Other	1,372,650	1,711,048	(338,398)
Total expenditures	<u>2,931,603</u>	<u>8,214,350</u>	<u>(5,282,747)</u>
Deficiency of revenues under expenditures	<u>(73,061)</u>	<u>(368,290)</u>	<u>(295,229)</u>
Other Financing Sources			
Transfers in	187,264	172,613	(14,651)
Total other financing sources	<u>187,264</u>	<u>172,613</u>	<u>(14,651)</u>
Net Change in Fund Balance	114,203	(195,677)	(309,880)
Fund Balance - beginning	<u>7,732,734</u>	<u>7,732,734</u>	<u>-</u>
Fund Balance - ending	<u>\$ 7,846,937</u>	<u>\$ 7,537,057</u>	<u>\$ (309,880)</u>

BEAUFORT COUNTY, SOUTH CAROLINA

**COMBINING BALANCE SHEET
NONMAJOR SPECIAL REVENUE FUNDS
PUBLIC WORKS PROGRAMS
JUNE 30, 2021**

	<u>Solid Waste & Recycling Grants</u>	<u>County Road Improvement Program</u>	<u>Barton's Run Agreement</u>	<u>Road Impact Fees</u>	<u>Del Webb Boat Ramp Repair Fees</u>	<u>Total</u>
ASSETS						
Cash and equity in pooled cash and investments	\$ 383,773	\$ 10,712,098	\$ 38,061	\$ 26,181,960	\$ 3,762	\$ 37,319,654
Receivables, net	50	50,000	-	419,274	-	469,324
Due from other governments	45,179	207,162	-	-	-	252,341
Total assets	<u>\$ 429,002</u>	<u>\$ 10,969,260</u>	<u>\$ 38,061</u>	<u>\$ 26,601,234</u>	<u>\$ 3,762</u>	<u>\$ 38,041,319</u>
LIABILITIES						
Accounts payable	\$ 8,992	\$ 1,261,166	\$ -	\$ 9,189	\$ -	\$ 1,279,347
Accrued payroll	-	3,078	-	-	-	3,078
Total liabilities	<u>\$ 8,992</u>	<u>\$ 1,264,244</u>	<u>\$ -</u>	<u>\$ 9,189</u>	<u>\$ -</u>	<u>\$ 1,282,425</u>
FUND BALANCE						
Restricted	420,010	9,705,016	38,061	26,592,045	3,762	36,758,894
Total fund balance	<u>420,010</u>	<u>9,705,016</u>	<u>38,061</u>	<u>26,592,045</u>	<u>3,762</u>	<u>36,758,894</u>
Total liabilities and fund balance	<u>\$ 429,002</u>	<u>\$ 10,969,260</u>	<u>\$ 38,061</u>	<u>\$ 26,601,234</u>	<u>\$ 3,762</u>	<u>\$ 38,041,319</u>

BEAUFORT COUNTY, SOUTH CAROLINA

COMBINING STATEMENT OF REVENUES, EXPENDITURES AND CHANGES IN FUND BALANCES NONMAJOR SPECIAL REVENUE FUNDS - PUBLIC WORKS PROGRAMS FOR THE FISCAL YEAR ENDED JUNE 30, 2021

	Solid Waste & Recycling Grants	County Road Improvement Program	Barton's Run Agreement	Road Impact Fees	Del Webb Boat Ramp Repair Fees	Total
Revenues						
Licenses and permits	\$ -	\$ -	\$ -	\$ 5,374,392	\$ -	\$ 5,374,392
Intergovernmental	57,770	2,549,706	-	-	-	2,607,476
Charges for services	-	2,922,150	1,800	-	-	2,923,950
Interest	1,136	35,410	103	71,177	-	107,826
Miscellaneous	108,744	66,132	-	-	138	175,014
Total revenues	<u>167,650</u>	<u>5,573,398</u>	<u>1,903</u>	<u>5,445,569</u>	<u>138</u>	<u>11,188,658</u>
Expenditures						
Public works:						
Personnel	-	90,178	-	-	-	90,178
Purchased services	104,717	126,714	-	93,035	-	324,466
Supplies	34,447	121	-	-	-	34,568
Capital	-	4,356,012	-	-	-	4,356,012
Debt service:						
Principal	-	325,526	-	-	-	325,526
Interest and fees	-	40,397	-	-	-	40,397
Total expenditures	<u>139,164</u>	<u>4,938,948</u>	<u>-</u>	<u>93,035</u>	<u>-</u>	<u>5,171,147</u>
Excess of revenues over expenditures	28,486	634,450	1,903	5,352,534	138	6,017,511
Other Financing Sources Uses						
Transfers out	-	-	-	(1,917,983)	-	(1,917,983)
Total other financing uses	<u>-</u>	<u>-</u>	<u>-</u>	<u>(1,917,983)</u>	<u>-</u>	<u>(1,917,983)</u>
Net Change in Fund Balance	28,486	634,450	1,903	3,434,551	138	4,099,528
Fund Balance - beginning	<u>391,524</u>	<u>9,070,566</u>	<u>36,158</u>	<u>23,157,494</u>	<u>3,624</u>	<u>32,659,366</u>
Fund Balance - ending	<u>\$ 420,010</u>	<u>\$ 9,705,016</u>	<u>\$ 38,061</u>	<u>\$ 26,592,045</u>	<u>\$ 3,762</u>	<u>\$ 36,758,894</u>

BEAUFORT COUNTY, SOUTH CAROLINA

**COMBINING SCHEDULE OF REVENUES, EXPENDITURES AND CHANGES
IN FUND BALANCES - NONMAJOR SPECIAL REVENUE FUNDS
PUBLIC WORKS PROGRAMS
FOR THE FISCAL YEAR ENDED JUNE 30, 2021**

	Solid Waste and Recycling Grants		
	Final Budget	Actual	Variance Positive (Negative)
Revenues			
Intergovernmental	\$ -	\$ 57,770	\$ 57,770
Interest	-	1,136	1,136
Miscellaneous	-	108,744	108,744
Total revenues	<u>-</u>	<u>167,650</u>	<u>167,650</u>
Expenditures			
Public works			
Purchased services	-	104,717	(104,717)
Supplies	-	34,447	(34,447)
Total expenditures	<u>-</u>	<u>139,164</u>	<u>(139,164)</u>
Net Change in Fund Balance	-	28,486	28,486
Fund Balance - beginning	<u>391,524</u>	<u>391,524</u>	<u>-</u>
Fund Balance - ending	<u>\$ 391,524</u>	<u>\$ 420,010</u>	<u>\$ 28,486</u>

BEAUFORT COUNTY, SOUTH CAROLINA

**COMBINING SCHEDULE OF REVENUES, EXPENDITURES AND CHANGES
IN FUND BALANCES - NONMAJOR SPECIAL REVENUE FUNDS
PUBLIC WORKS PROGRAMS
FOR THE FISCAL YEAR ENDED JUNE 30, 2021**

	County Road Improvement Program		
	Final Budget	Actual	Variance Positive (Negative)
Revenues			
Intergovernmental	\$ 2,000,000	\$ 2,549,706	\$ 549,706
Charges for services	2,240,000	2,922,150	682,150
Interest	-	35,410	35,410
Miscellaneous	-	66,132	66,132
Total revenues	<u>4,240,000</u>	<u>5,573,398</u>	<u>1,333,398</u>
Expenditures			
Public works:			
Personnel	119,966	90,178	29,788
Purchased services	225,000	126,714	98,286
Supplies	2,500	121	2,379
Capital	1,900,000	4,356,012	(2,456,012)
Debt service:			
Principal	325,526	325,526	-
Interest and fees	40,397	40,397	-
Total expenditures	<u>2,613,389</u>	<u>4,938,948</u>	<u>(2,325,559)</u>
Net Change in Fund Balance	1,626,611	634,450	(992,161)
Fund Balance - beginning	<u>9,070,566</u>	<u>9,070,566</u>	<u>-</u>
Fund Balance - ending	<u>\$ 10,697,177</u>	<u>\$ 9,705,016</u>	<u>\$ (992,161)</u>

BEAUFORT COUNTY, SOUTH CAROLINA

**COMBINING SCHEDULE OF REVENUES, EXPENDITURES AND CHANGES
IN FUND BALANCES - NONMAJOR SPECIAL REVENUE FUNDS
PUBLIC WORKS PROGRAMS
FOR THE FISCAL YEAR ENDED JUNE 30, 2021**

	Barton's Run Agreement		
	Final Budget	Actual	Variance Positive (Negative)
Revenues			
Charges for services	\$ -	\$ 1,800	\$ 1,800
Interest	-	103	103
Total revenues	<u>-</u>	<u>1,903</u>	<u>1,903</u>
Net Change in Fund Balance	-	1,903	1,903
Fund Balance - beginning	<u>36,158</u>	<u>36,158</u>	<u>-</u>
Fund Balance - ending	<u>\$ 36,158</u>	<u>\$ 38,061</u>	<u>\$ 1,903</u>

BEAUFORT COUNTY, SOUTH CAROLINA

**COMBINING SCHEDULE OF REVENUES, EXPENDITURES AND CHANGES
IN FUND BALANCES - NONMAJOR SPECIAL REVENUE FUNDS
PUBLIC WORKS PROGRAMS
FOR THE FISCAL YEAR ENDED JUNE 30, 2021**

	Road Impact Fees		
	Final Budget	Actual	Variance Positive (Negative)
Revenues			
Licenses and permits	\$ 3,200,000	\$ 5,374,392	\$ 2,174,392
Interest	-	71,177	71,177
Total revenues	<u>3,200,000</u>	<u>5,445,569</u>	<u>2,245,569</u>
Expenditures			
Purchased services	-	93,035	93,035
Total expenditures	<u>-</u>	<u>93,035</u>	<u>93,035</u>
Net Change in Fund Balance	3,200,000	5,352,534	2,152,534
Other Financing Uses			
Transfers Out	(1,917,983)	(1,917,983)	-
Total Other Financing Uses	<u>(1,917,983)</u>	<u>(1,917,983)</u>	<u>-</u>
Net Change in Fund Balance	1,282,017	3,434,551	2,152,534
Fund Balance - beginning	<u>23,157,494</u>	<u>23,157,494</u>	<u>-</u>
Fund Balance - ending	<u>\$ 24,439,511</u>	<u>\$ 26,592,045</u>	<u>\$ 2,152,534</u>

BEAUFORT COUNTY, SOUTH CAROLINA

**COMBINING SCHEDULE OF REVENUES, EXPENDITURES AND CHANGES
IN FUND BALANCES - NONMAJOR SPECIAL REVENUE FUNDS
PUBLIC WORKS PROGRAMS
FOR THE FISCAL YEAR ENDED JUNE 30, 2021**

	Del Webb Boat Ramp Repair Fees		
	Final Budget	Actual	Variance Positive (Negative)
Revenues			
Miscellaneous	\$ -	\$ 138	\$ 138
Total revenues	<u>-</u>	<u>138</u>	<u>138</u>
Net Change in Fund Balance	-	138	138
Fund Balance - beginning	<u>3,624</u>	<u>3,624</u>	<u>-</u>
Fund Balance - ending	<u>\$ 3,624</u>	<u>\$ 3,762</u>	<u>\$ 138</u>

BEAUFORT COUNTY, SOUTH CAROLINA

COMBINING SCHEDULE OF REVENUES, EXPENDITURES AND CHANGES IN FUND BALANCES - NONMAJOR SPECIAL REVENUE FUNDS PUBLIC WORKS PROGRAMS FOR THE FISCAL YEAR ENDED JUNE 30, 2021

	Total		Variance Positive (Negative)
	Final Budget	Actual	
Revenues			
Licenses and permits	\$ 3,200,000	\$ 5,374,392	\$ 2,174,392
Intergovernmental	2,000,000	2,607,476	607,476
Charges for services	2,240,000	2,923,950	683,950
Interest	-	107,826	107,826
Miscellaneous	-	175,014	175,014
Total revenues	7,440,000	11,188,658	3,748,658
Expenditures			
Public works:			
Personnel	119,966	90,178	29,788
Purchased services	225,000	324,466	(99,466)
Supplies	2,500	34,568	(32,068)
Capital	1,900,000	4,356,012	(2,456,012)
Debt service:			
Principal	325,526	325,526	-
Interest and fees	40,397	40,397	-
Total expenditures	2,613,389	5,171,147	(2,557,758)
Excess of revenues over expenditures	4,826,611	6,017,511	1,190,900
Other Financing Sources Uses			
Transfers out	(1,917,983)	(1,917,983)	-
Total other financing uses	(1,917,983)	(1,917,983)	-
Net Change in Fund Balance	2,908,628	4,099,528	1,190,900
Fund Balance - beginning	32,659,366	32,659,366	-
Fund Balance - ending	\$ 35,567,994	\$ 36,758,894	\$ 1,190,900

BEAUFORT COUNTY, SOUTH CAROLINA

**COMBINING BALANCE SHEET
NONMAJOR SPECIAL REVENUE FUNDS
PUBLIC HEALTH PROGRAMS
JUNE 30, 2021**

	Alcohol and Drug Abuse Department	Disabilities and Special Needs Department	Total
ASSETS			
Cash and equity in pooled cash and investments	\$ 1,124,363	\$ 4,333,769	\$ 5,458,132
Receivables, net	4,123	3,280	7,403
Due from other governments	249,246	209,899	459,145
Total assets	<u>\$ 1,377,732</u>	<u>\$ 4,546,948</u>	<u>\$ 5,924,680</u>
LIABILITIES			
Accounts payable	\$ 27,559	\$ 189,705	\$ 217,264
Accrued payroll	57,888	303,239	361,127
Due to others	-	50,505	50,505
Total liabilities	<u>\$ 85,447</u>	<u>\$ 543,449</u>	<u>\$ 628,896</u>
FUND BALANCE			
Restricted	\$ 1,292,285	\$ 4,003,499	\$ 5,295,784
Total fund balance	<u>1,292,285</u>	<u>4,003,499</u>	<u>5,295,784</u>
Total liabilities and fund balance	<u>\$ 1,377,732</u>	<u>\$ 4,546,948</u>	<u>\$ 5,924,680</u>

BEAUFORT COUNTY, SOUTH CAROLINA

**COMBINING STATEMENT OF REVENUES, EXPENDITURES
AND CHANGES IN FUND BALANCES
NONMAJOR SPECIAL REVENUE FUNDS - PUBLIC HEALTH PROGRAMS
FOR THE FISCAL YEAR ENDED JUNE 30, 2021**

	Alcohol and Drug Abuse Department	Disabilities and Special Needs Department	Total
Revenues			
Intergovernmental	\$ 999,376	\$ 126,455	\$ 1,125,831
Charges for services	237,851	6,551,051	6,788,902
Interest	4,375	53,577	57,952
Miscellaneous	200	2,502	2,702
Total revenues	<u>1,241,802</u>	<u>6,733,585</u>	<u>7,975,387</u>
Expenditures			
Public health:			
Personnel	1,299,489	6,054,320	7,353,809
Insurance	-	58,814	58,814
Utilities	-	135,465	135,465
Other	45,698	7,869	53,567
Purchased services	42,779	1,154,716	1,197,495
Supplies	21,909	272,410	294,319
Capital	-	271,385	271,385
Total expenditures	<u>1,409,875</u>	<u>7,954,979</u>	<u>9,364,854</u>
Net Change in Fund Balance	(168,073)	(1,221,394)	(1,389,467)
Fund Balance - beginning	<u>1,460,358</u>	<u>5,224,893</u>	<u>6,685,251</u>
Fund Balance - ending	<u>\$ 1,292,285</u>	<u>\$ 4,003,499</u>	<u>\$ 5,295,784</u>

BEAUFORT COUNTY, SOUTH CAROLINA

**COMBINING SCHEDULE OF REVENUES, EXPENDITURES AND CHANGES
IN FUND BALANCES - NONMAJOR SPECIAL REVENUE FUNDS
PUBLIC HEALTH PROGRAMS
FOR THE FISCAL YEAR ENDED JUNE 30, 2021**

	Alcohol and Drug Abuse Department		
	Final Budget	Actual	Variance Positive (Negative)
Revenues			
Intergovernmental	\$ 814,700	\$ 999,376	\$ 184,676
Charges for services	446,771	237,851	(208,920)
Interest	-	4,375	4,375
Miscellaneous	1,950	200	(1,750)
Total revenues	<u>1,263,421</u>	<u>1,241,802</u>	<u>(21,619)</u>
Expenditures			
Public health:			
Personnel	1,497,983	1,299,489	198,494
Purchased services	117,524	42,779	74,745
Other	63,012	45,698	17,314
Supplies	52,694	21,909	30,785
Total expenditures	<u>1,731,213</u>	<u>1,409,875</u>	<u>321,338</u>
Net Change in Fund Balance	(467,792)	(168,073)	299,719
Fund Balance - beginning	<u>1,460,358</u>	<u>1,460,358</u>	<u>-</u>
Fund Balance - ending	<u>\$ 992,566</u>	<u>\$ 1,292,285</u>	<u>\$ 299,719</u>

BEAUFORT COUNTY, SOUTH CAROLINA

**COMBINING SCHEDULE OF REVENUES, EXPENDITURES AND CHANGES
IN FUND BALANCES - NONMAJOR SPECIAL REVENUE FUNDS**

PUBLIC HEALTH PROGRAMS

FOR THE FISCAL YEAR ENDED JUNE 30, 2021

	Disabilities and Special Needs Department		
	Final Budget	Actual	Variance Positive (Negative)
Revenues			
Intergovernmental	\$ -	\$ 126,455	\$ 126,455
Charges for services	7,452,484	6,551,051	(901,433)
Interest	482,000	53,577	(428,423)
Miscellaneous	25,409	2,502	(22,907)
Total revenues	<u>7,959,893</u>	<u>6,733,585</u>	<u>(1,226,308)</u>
Expenditures			
Public health:			
Personnel	7,895,985	6,054,320	1,841,665
Purchased services	1,751,912	1,154,716	597,196
Supplies	426,338	272,410	153,928
Insurance	37,224	58,814	(21,590)
Utilities	145,600	135,465	10,135
Capital	395,000	271,385	123,615
Other	13,300	7,869	5,431
Total expenditures	<u>10,665,359</u>	<u>7,954,979</u>	<u>2,710,380</u>
Net Change in Fund Balance	(2,705,466)	(1,221,394)	1,484,072
Fund Balance - beginning	<u>5,224,893</u>	<u>5,224,893</u>	-
Fund Balance - ending	<u>\$ 2,519,427</u>	<u>\$ 4,003,499</u>	<u>\$ 1,484,072</u>

BEAUFORT COUNTY, SOUTH CAROLINA

**COMBINING SCHEDULE OF REVENUES, EXPENDITURES AND CHANGES
IN FUND BALANCES - NONMAJOR SPECIAL REVENUE FUNDS**

PUBLIC HEALTH PROGRAMS

FOR THE FISCAL YEAR ENDED JUNE 30, 2021

	Total		Variance Positive (Negative)
	Final Budget	Actual	
Revenues			
Intergovernmental	\$ 814,700	\$ 1,125,831	\$ 311,131
Charges for services	7,899,255	6,788,902	(1,110,353)
Interest	482,000	57,952	(424,048)
Miscellaneous	27,359	2,702	(24,657)
Total revenues	<u>9,223,314</u>	<u>7,975,387</u>	<u>(1,247,927)</u>
Expenditures			
Public health:			
Personnel	9,393,968	7,353,809	2,040,159
Insurance	37,224	58,814	(21,590)
Utilities	145,600	135,465	10,135
Other	76,312	53,567	22,745
Purchased services	1,869,436	1,197,495	671,941
Supplies	479,032	294,319	184,713
Capital	395,000	271,385	123,615
Total expenditures	<u>12,396,572</u>	<u>9,364,854</u>	<u>3,031,718</u>
Net Change in Fund Balance	(3,173,258)	(1,389,467)	1,783,791
Fund Balance - beginning	<u>6,685,251</u>	<u>6,685,251</u>	<u>-</u>
Fund Balance - ending	<u>\$ 3,511,993</u>	<u>\$ 5,295,784</u>	<u>\$ 1,783,791</u>

BEAUFORT COUNTY, SOUTH CAROLINA

**COMBINING BALANCE SHEET
NONMAJOR SPECIAL REVENUE FUNDS
PUBLIC WELFARE PROGRAMS
JUNE 30, 2021**

	<u>Daufuskie Ferry Grant</u>	<u>HUD Homes Program</u>	<u>CDBG Water Grants</u>	<u>Collaborative Organization for Services to Youth</u>	<u>Total</u>
<u>ASSETS</u>					
Cash and equity in pooled cash and investments	\$ 22,570	\$ 34,975	\$ 67,547	\$ 20,028	\$ 145,120
Receivables, net	28,514	-	-	-	28,514
Due from other governments	-	113,390	5,000	-	118,390
Total assets	<u>\$ 51,084</u>	<u>\$ 148,365</u>	<u>\$ 72,547</u>	<u>\$ 20,028</u>	<u>\$ 292,024</u>
<u>LIABILITIES</u>					
Accounts payable	\$ 19,513	\$ 148,365	-	\$ 8,915	\$ 176,793
Accrued payroll	-	-	-	17,202	17,202
Total liabilities	<u>19,513</u>	<u>148,365</u>	<u>-</u>	<u>26,117</u>	<u>193,995</u>
<u>FUND BALANCE</u>					
Restricted	31,571	-	72,547	-	104,118
Unassigned	-	-	-	(6,089)	(6,089)
Total fund balance (deficit)	<u>31,571</u>	<u>-</u>	<u>72,547</u>	<u>(6,089)</u>	<u>98,029</u>
Total liabilities and fund balance	<u>\$ 51,084</u>	<u>\$ 148,365</u>	<u>\$ 72,547</u>	<u>\$ 20,028</u>	<u>\$ 292,024</u>

BEAUFORT COUNTY, SOUTH CAROLINA

**COMBINING STATEMENT OF REVENUES, EXPENDITURES
AND CHANGES IN FUND BALANCES
NONMAJOR SPECIAL REVENUE FUNDS - PUBLIC WELFARE PROGRAMS
FOR THE FISCAL YEAR ENDED JUNE 30, 2021**

	Daufuskie Ferry Grant	HUD Homes Program	CDBG Water Grants	Collaborative Organization for Services to Youth	Total
Revenues					
Intergovernmental	\$ 160,000	\$ 492,068	\$ 5,000	\$ 207,232	\$ 864,300
Charges for services	49,905		-	56,000	105,905
Interest	-		154	-	154
Miscellaneous	91,201		-	15,000	106,201
Total revenues	<u>301,106</u>	<u>492,068</u>	<u>5,154</u>	<u>278,232</u>	<u>1,076,560</u>
Expenditures					
Public welfare:					
Personnel	-	-	-	276,859	276,859
Purchased services	-	-	-	78,191	78,191
Supplies	-	-	-	2,505	2,505
Other	424,228	492,068	-	109,233	1,025,529
Total expenditures	<u>424,228</u>	<u>492,068</u>	<u>-</u>	<u>466,788</u>	<u>1,383,084</u>
Deficiency of revenues under expenditures	(123,122)	-	5,154	(188,556)	(306,524)
Other Financing Sources					
Transfers in	180,000	-	-	186,003	366,003
Total other financing sources	<u>180,000</u>	<u>-</u>	<u>-</u>	<u>186,003</u>	<u>366,003</u>
Net Change in Fund Balance	56,878	-	5,154	(2,553)	59,479
Fund balance (deficit) - beginning	<u>(25,307)</u>	<u>-</u>	<u>67,393</u>	<u>(3,536)</u>	<u>38,550</u>
Fund balance (deficit) - ending	<u>\$ 31,571</u>	<u>\$ -</u>	<u>\$ 72,547</u>	<u>\$ (6,089)</u>	<u>\$ 98,029</u>

BEAUFORT COUNTY, SOUTH CAROLINA

**COMBINING SCHEDULE OF REVENUES, EXPENDITURES AND CHANGES
IN FUND BALANCES - NONMAJOR SPECIAL REVENUE FUNDS
PUBLIC WELFARE PROGRAMS
FOR THE FISCAL YEAR ENDED JUNE 30, 2021**

	Daufuskie Ferry Grant		
	Final Budget	Actual	Variance Positive (Negative)
Revenues			
Intergovernmental	\$ 80,000	\$ 160,000	\$ 80,000
Charges for services	45,000	49,905	4,905
Miscellaneous	110,800	91,201	(19,599)
Total revenues	<u>235,800</u>	<u>301,106</u>	<u>65,306</u>
Expenditures			
Public welfare:			
Other	481,200	424,228	56,972
Total expenditures	<u>481,200</u>	<u>424,228</u>	<u>56,972</u>
Deficiency of revenues under expenditures	<u>(245,400)</u>	<u>(123,122)</u>	<u>122,278</u>
Other Financing Sources			
Transfers in	180,000	180,000	-
Total other financing sources	<u>180,000</u>	<u>180,000</u>	<u>-</u>
Net Change in Fund Balance	(65,400)	56,878	122,278
Fund Balance (Deficit) - beginning	<u>(25,307)</u>	<u>(25,307)</u>	<u>-</u>
Fund Balance (Deficit) - ending	<u>\$ (90,707)</u>	<u>\$ 31,571</u>	<u>\$ 122,278</u>

BEAUFORT COUNTY, SOUTH CAROLINA

**COMBINING SCHEDULE OF REVENUES, EXPENDITURES AND CHANGES
IN FUND BALANCES - NONMAJOR SPECIAL REVENUE FUNDS
PUBLIC WELFARE PROGRAMS
FOR THE FISCAL YEAR ENDED JUNE 30, 2021**

	HUD Homes Program		
	Final Budget	Actual	Variance Positive (Negative)
Revenues			
Intergovernmental	\$ 500,000	\$ 492,068	\$ (7,932)
Total revenues	<u>500,000</u>	<u>492,068</u>	<u>(7,932)</u>
Expenditures			
Public welfare			
Other	500,000	492,068	7,932
Total expenditures	<u>500,000</u>	<u>492,068</u>	<u>7,932</u>
Net Change in Fund Balance	-	-	-
Fund Balance - beginning	<u>-</u>	<u>-</u>	<u>-</u>
Fund Balance - ending	<u>\$ -</u>	<u>\$ -</u>	<u>\$ -</u>

BEAUFORT COUNTY, SOUTH CAROLINA

**COMBINING SCHEDULE OF REVENUES, EXPENDITURES AND CHANGES
IN FUND BALANCES - NONMAJOR SPECIAL REVENUE FUNDS
PUBLIC WELFARE PROGRAMS
FOR THE FISCAL YEAR ENDED JUNE 30, 2021**

	CDBG Water Grants		
	Final Budget	Actual	Variance Positive (Negative)
Revenues			
Intergovernmental	\$ -	\$ 5,000	\$ 5,000
Interest	-	154	154
Total revenues	<u>-</u>	<u>5,154</u>	<u>5,154</u>
Net Change in Fund Balance	-	5,154	5,154
Fund Balance - beginning	<u>67,393</u>	<u>67,393</u>	<u>-</u>
Fund Balance - ending	<u>\$ 67,393</u>	<u>\$ 72,547</u>	<u>\$ 5,154</u>

BEAUFORT COUNTY, SOUTH CAROLINA

**COMBINING SCHEDULE OF REVENUES, EXPENDITURES AND CHANGES
IN FUND BALANCES - NONMAJOR SPECIAL REVENUE FUNDS
PUBLIC WELFARE PROGRAMS
FOR THE FISCAL YEAR ENDED JUNE 30, 2021**

	Collaborative Organization for Services to Youth		
	Final Budget	Actual	Variance Positive (Negative)
Revenues			
Intergovernmental	\$ 207,232	\$ 207,232	\$ -
Charges for services	56,000	56,000	-
Miscellaneous	20,000	15,000	(5,000)
Total revenues	<u>283,232</u>	<u>278,232</u>	<u>(5,000)</u>
Expenditures			
Public welfare:			
Personnel	225,159	276,859	(51,700)
Purchased services	82,000	78,191	3,809
Supplies	6,050	2,505	3,545
Other	128,416	109,233	19,183
Total expenditures	<u>441,625</u>	<u>466,788</u>	<u>(25,163)</u>
Deficiency of revenues under expenditures	<u>(158,393)</u>	<u>(188,556)</u>	<u>(30,163)</u>
Other Financing Sources			
Transfers in	186,003	186,003	-
Total other financing sources	<u>186,003</u>	<u>186,003</u>	<u>-</u>
Net Change in Fund Balance	27,610	(2,553)	(30,163)
Fund Balance (Deficit) - beginning	<u>(3,536)</u>	<u>(3,536)</u>	<u>-</u>
Fund Balance (Deficit) - ending	<u>\$ 24,074</u>	<u>\$ (6,089)</u>	<u>\$ (30,163)</u>

BEAUFORT COUNTY, SOUTH CAROLINA

COMBINING SCHEDULE OF REVENUES, EXPENDITURES AND CHANGES IN FUND BALANCES - NONMAJOR SPECIAL REVENUE FUNDS PUBLIC WELFARE PROGRAMS FOR THE FISCAL YEAR ENDED JUNE 30, 2021

	Total		
	Final Budget	Actual	Variance Positive (Negative)
Revenues			
Intergovernmental	\$ 787,232	\$ 864,300	\$ 77,068
Charges for services	101,000	105,905	4,905
Interest	-	154	154
Miscellaneous	130,800	106,201	(24,599)
Total revenues	1,019,032	1,076,560	57,528
Expenditures			
Public welfare:			
Personnel	225,159	276,859	(51,700)
Purchased services	82,000	78,191	3,809
Supplies	6,050	2,505	3,545
Other	1,109,616	1,025,529	84,087
Total expenditures	1,422,825	1,383,084	39,741
Deficiency of revenues under expenditures	(403,793)	(306,524)	97,269
Other Financing Sources			
Transfers in	366,003	366,003	-
Total other financing sources	366,003	366,003	-
Net Change in Fund Balance	(37,790)	59,479	97,269
Fund Balance - beginning	38,550	38,550	-
Fund Balance - ending	\$ 760	\$ 98,029	\$ 97,269

BEAUFORT COUNTY, SOUTH CAROLINA

**COMBINING BALANCE SHEET
NONMAJOR SPECIAL REVENUE FUNDS
CULTURAL AND RECREATION PROGRAMS
JUNE 30, 2021**

	<u>Library Grants</u>	<u>Library Trusts</u>	<u>Library Impact Fees</u>	<u>PALS Capital Program</u>
ASSETS				
Cash and equity in pooled cash and investments	\$ 203,146	\$ 234,029	\$ 5,266,125	\$ 309,594
Receivables, net	-	-	39,796	-
Due from other governments	1,447	-	-	-
Total assets	<u>204,593</u>	<u>234,029</u>	<u>5,305,921</u>	<u>309,594</u>
LIABILITIES				
Accounts payable	140,837	4,608	113,004	4,112
Total liabilities	<u>140,837</u>	<u>4,608</u>	<u>113,004</u>	<u>4,112</u>
FUND BALANCE				
Restricted	63,756	229,421	5,192,917	305,482
Total fund balance	<u>63,756</u>	<u>229,421</u>	<u>5,192,917</u>	<u>305,482</u>
Total liabilities and fund balance	<u>\$ 204,593</u>	<u>\$ 234,029</u>	<u>\$ 5,305,921</u>	<u>\$ 309,594</u>

PALS Impact Fees	PALS PARD Grant	Total
\$ 8,127,024	\$ 41,357	\$ 14,181,275
73,473	-	113,269
-	-	1,447
<u>8,200,497</u>	<u>41,357</u>	<u>14,295,991</u>
4,155	-	266,716
<u>4,155</u>	<u>-</u>	<u>266,716</u>
8,196,342	41,357	14,029,275
<u>8,196,342</u>	<u>41,357</u>	<u>14,029,275</u>
<u>\$ 8,200,497</u>	<u>\$ 41,357</u>	<u>\$ 14,295,991</u>

BEAUFORT COUNTY, SOUTH CAROLINA

COMBINING STATEMENT OF REVENUES, EXPENDITURES AND CHANGES IN FUND BALANCES NONMAJOR SPECIAL REVENUE FUNDS - CULTURAL AND RECREATION PROGRAMS FOR THE FISCAL YEAR ENDED JUNE 30, 2021

	Library Grants	Library Trusts	Library Impact Fees	PALS Capital Program	PALS Impact Fees	PALS PARD Grant	Total
Revenues							
Licenses and permits	\$ -	\$ -	\$ 981,408	\$ -	\$ 1,548,429	\$ -	\$ 2,529,837
Intergovernmental	326,852	-	-	-	-	-	326,852
Charges for services	-	-	-	36,625	-	-	36,625
Interest	413	626	14,777	1,136	22,798	-	39,750
Total revenues	327,265	626	996,185	37,761	1,571,227	-	2,933,064
Expenditures							
Cultural and recreation:							
Purchased services	798	-	44,567	-	-	-	45,365
Supplies	326,497	5,937	230,060	49,506	-	-	612,000
Capital	-	-	365,425	39,802	-	-	405,227
Debt service:							
Principal	-	-	-	-	213,393	-	213,393
Interest and fees	-	-	-	-	131,775	-	131,775
Total expenditures	327,295	5,937	640,052	89,308	345,168	-	1,407,760
Net Change in Fund Balance	(30)	(5,311)	356,133	(51,547)	1,226,059	-	1,525,304
Fund Balance - beginning	63,786	234,732	4,836,784	357,029	6,970,283	41,357	12,503,971
Fund Balance - ending	\$ 63,756	\$ 229,421	\$ 5,192,917	\$ 305,482	\$ 8,196,342	\$ 41,357	\$ 14,029,275

BEAUFORT COUNTY, SOUTH CAROLINA

**COMBINING SCHEDULE OF REVENUES, EXPENDITURES AND CHANGES
IN FUND BALANCES - NONMAJOR SPECIAL REVENUE FUNDS
CULTURAL AND RECREATION PROGRAMS
FOR THE FISCAL YEAR ENDED JUNE 30, 2021**

	Library Grants		Variance Positive (Negative)
	Final Budget	Actual	
Revenues			
Intergovernmental	\$ 233,750	\$ 326,852	\$ 93,102
Interest	-	413	413
Total revenues	233,750	327,265	93,515
Expenditures			
Cultural and recreation:			
Purchased services	-	798	(798)
Supplies	233,750	326,497	(92,747)
Total expenditures	233,750	327,295	(93,545)
Deficiency of revenues over expenditures	-	(30)	(30)
Fund Balance - beginning	63,786	63,786	-
Fund Balance - ending	\$ 63,786	\$ 63,756	\$ (30)

BEAUFORT COUNTY, SOUTH CAROLINA

**COMBINING SCHEDULE OF REVENUES, EXPENDITURES AND CHANGES
IN FUND BALANCES - NONMAJOR SPECIAL REVENUE FUNDS
CULTURAL AND RECREATION PROGRAMS
FOR THE FISCAL YEAR ENDED JUNE 30, 2021**

	Library Trusts		
	Final Budget	Actual	Variance Positive (Negative)
Revenues			
Interest	\$ -	\$ 626	\$ 626
Total revenues	<u>-</u>	<u>626</u>	<u>626</u>
Expenditures			
Cultural and recreation:			
Supplies	-	5,937	(5,937)
Total expenditures	<u>-</u>	<u>5,937</u>	<u>(5,937)</u>
Net Change in Fund Balance	-	(5,311)	(5,311)
Fund Balance - beginning	234,732	234,732	-
Fund Balance - ending	<u>\$ 234,732</u>	<u>\$ 229,421</u>	<u>\$ (5,311)</u>

BEAUFORT COUNTY, SOUTH CAROLINA

**COMBINING SCHEDULE OF REVENUES, EXPENDITURES AND CHANGES
IN FUND BALANCES - NONMAJOR SPECIAL REVENUE FUNDS
CULTURAL AND RECREATION PROGRAMS
FOR THE FISCAL YEAR ENDED JUNE 30, 2021**

	Library Impact Fees		
	Final Budget	Actual	Variance Positive (Negative)
Revenues			
Licenses and permits	\$ 605,500	\$ 981,408	\$ 375,908
Interest	-	14,777	14,777
Total revenues	<u>605,500</u>	<u>996,185</u>	<u>390,685</u>
Expenditures			
Cultural and recreation:			
Purchased Services	90,000	44,567	45,433
Supplies	605,500	230,060	375,440
Capital	-	365,425	(365,425)
Total expenditures	<u>695,500</u>	<u>640,052</u>	<u>55,448</u>
Net Change in Fund Balance	(90,000)	356,133	446,133
Fund Balance - beginning	<u>4,836,784</u>	<u>4,836,784</u>	-
Fund Balance - ending	<u>\$ 4,746,784</u>	<u>\$ 5,192,917</u>	<u>\$ 446,133</u>

BEAUFORT COUNTY, SOUTH CAROLINA

**COMBINING SCHEDULE OF REVENUES, EXPENDITURES AND CHANGES
IN FUND BALANCES - NONMAJOR SPECIAL REVENUE FUNDS
CULTURAL AND RECREATION PROGRAMS
FOR THE FISCAL YEAR ENDED JUNE 30, 2021**

	PALS Capital Program		
	Final Budget	Actual	Variance Positive (Negative)
Revenues			
Charges for services	\$ 68,000	\$ 36,625	\$ (31,375)
Interest	-	1,136	1,136
Total revenues	<u>68,000</u>	<u>37,761</u>	<u>(30,239)</u>
Expenditures			
Cultural and recreation:			
Supplies	-	49,506	49,506
Capital	68,000	39,802	(28,198)
Total expenditures	<u>68,000</u>	<u>89,308</u>	<u>21,308</u>
Net Change in Fund Balance	-	(51,547)	(51,547)
Fund Balance - beginning	<u>357,029</u>	<u>357,029</u>	<u>-</u>
Fund Balance - ending	<u>\$ 357,029</u>	<u>\$ 305,482</u>	<u>\$ (51,547)</u>

BEAUFORT COUNTY, SOUTH CAROLINA

**COMBINING SCHEDULE OF REVENUES, EXPENDITURES AND CHANGES
IN FUND BALANCES - NONMAJOR SPECIAL REVENUE FUNDS
CULTURAL AND RECREATION PROGRAMS
FOR THE FISCAL YEAR ENDED JUNE 30, 2021**

	PALS Impact Fees		
	Final Budget	Actual	Variance Positive (Negative)
Revenues			
Licenses and permits	\$ 999,200	\$ 1,548,429	\$ 549,229
Interest	-	22,798	22,798
Total revenues	<u>999,200</u>	<u>1,571,227</u>	<u>572,027</u>
Expenditures			
Debt service:			
Principal	213,393	213,393	-
Interest and fees	131,775	131,775	-
Total expenditures	<u>345,168</u>	<u>345,168</u>	<u>-</u>
Net Change in Fund Balance	654,032	1,226,059	572,027
Fund Balance - beginning	<u>6,970,283</u>	<u>6,970,283</u>	<u>-</u>
Fund Balance - ending	<u>\$ 7,624,315</u>	<u>\$ 8,196,342</u>	<u>\$ 572,027</u>

BEAUFORT COUNTY, SOUTH CAROLINA

**COMBINING SCHEDULE OF REVENUES, EXPENDITURES AND CHANGES
IN FUND BALANCES - NONMAJOR SPECIAL REVENUE FUNDS
CULTURAL AND RECREATION PROGRAMS
FOR THE FISCAL YEAR ENDED JUNE 30, 2021**

	PARD Grant		Variance Positive (Negative)
	Final Budget	Actual	
Revenues			
Miscellaneous	\$ -	\$ -	\$ -
Total revenues	<u>-</u>	<u>-</u>	<u>-</u>
Expenditures			
Cultural and recreation:			
Personnel	-	-	-
Purchased Services	-	-	-
Supplies	-	-	-
Capital	-	-	-
Total expenditures	<u>-</u>	<u>-</u>	<u>-</u>
Net Change in Fund Balance	-	-	-
Fund Balance - beginning	<u>41,357</u>	<u>41,357</u>	<u>-</u>
Fund Balance - ending	<u>\$ 41,357</u>	<u>\$ 41,357</u>	<u>\$ -</u>

BEAUFORT COUNTY, SOUTH CAROLINA

COMBINING SCHEDULE OF REVENUES, EXPENDITURES AND CHANGES IN FUND BALANCES - NONMAJOR SPECIAL REVENUE FUNDS CULTURAL AND RECREATION PROGRAMS FOR THE FISCAL YEAR ENDED JUNE 30, 2021

	Total		Variance Positive (Negative)
	Final Budget	Actual	
Revenues			
Licenses and permits	\$ 1,604,700	\$ 2,529,837	\$ 925,137
Intergovernmental	233,750	326,852	93,102
Charges for services	68,000	36,625	(31,375)
Interest	-	39,750	39,750
Total revenues	1,906,450	2,933,064	1,026,614
Expenditures			
Cultural and recreation:			
Purchased services	90,000	45,365	44,635
Supplies	839,250	612,000	227,250
Capital	68,000	405,227	(337,227)
Debt service:			
Principal	213,393	213,393	-
Interest and fees	131,775	131,775	-
Total expenditures	1,342,418	1,407,760	(65,342)
Net Change in Fund Balance	564,032	1,525,304	961,272
Fund Balance - beginning	12,503,971	12,503,971	-
Fund Balance - ending	\$ 13,068,003	\$ 14,029,275	\$ 961,272

BEAUFORT COUNTY, SOUTH CAROLINA

BALANCE SHEET
NONMAJOR DEBT SERVICE FUND
JUNE 30, 2021

	<u>Bluffton Parkway Bonds</u>	<u>Total</u>
ASSETS		
Cash and equity in pooled cash and investments	\$ 4,467,611	\$ 4,467,611
Total assets	<u>\$ 4,467,611</u>	<u>\$ 4,467,611</u>
FUND BALANCE		
Restricted	\$ 4,467,611	\$ 4,467,611
Total fund balance	<u>\$ 4,467,611</u>	<u>\$ 4,467,611</u>

BEAUFORT COUNTY, SOUTH CAROLINA

**COMBINING STATEMENT OF REVENUES, EXPENDITURES AND CHANGES IN
FUND BALANCES - BUDGET AND ACTUAL
NONMAJOR DEBT SERVICE FUND
FOR THE FISCAL YEAR ENDED JUNE 30, 2021**

	Bluffton Parkway Bonds	Total
Revenues		
Interest	\$ 12,791	\$ 12,791
Total revenues	<u>12,791</u>	<u>12,791</u>
Expenditures		
Debt service - principal	2,130,435	2,130,435
Debt service - interest and fees	561,196	561,196
Total debt service expenditures	<u>2,691,631</u>	<u>2,691,631</u>
Deficiency of revenues under expenditures	<u>(2,678,840)</u>	<u>(2,678,840)</u>
Other Financing Sources		
Transfers in	3,132,705	3,132,705
Total other financing sources	<u>3,132,705</u>	<u>3,132,705</u>
Net Change in Fund Balance	453,865	453,865
Fund Balance - beginning	<u>4,013,746</u>	<u>4,013,746</u>
Fund Balance - ending	<u><u>\$ 4,467,611</u></u>	<u><u>\$ 4,467,611</u></u>

BEAUFORT COUNTY, SOUTH CAROLINA

**COMBINING SCHEDULE OF REVENUES, EXPENDITURES AND CHANGES IN
FUND BALANCES - BUDGET AND ACTUAL
NONMAJOR DEBT SERVICE FUND
FOR THE FISCAL YEAR ENDED JUNE 30, 2021**

	Bluffton Parkway Bonds		
	Final Budget	Actual	Variance Positive (Negative)
Revenues			
Interest	\$ -	\$ 12,791	\$ 12,791
Total revenues	<u>-</u>	<u>12,791</u>	<u>12,791</u>
Expenditures			
Debt service - principal	2,130,435	2,130,435	-
Debt service - interest and fees	561,196	561,196	-
Total debt service expenditures	<u>2,691,631</u>	<u>2,691,631</u>	<u>-</u>
Deficiency of revenues under expenditures	<u>(2,691,631)</u>	<u>(2,678,840)</u>	<u>12,791</u>
Other Financing Sources			
Transfers in	3,132,705	3,132,705	-
Total other financing sources	<u>3,132,705</u>	<u>3,132,705</u>	<u>-</u>
Net Change in Fund Balance	441,074	453,865	12,791
Fund Balance - beginning	4,013,746	4,013,746	-
Fund Balance - ending	<u>\$ 4,454,820</u>	<u>\$ 4,467,611</u>	<u>\$ 12,791</u>

BEAUFORT COUNTY, SOUTH CAROLINA

COMBINING BALANCE SHEET ALL NONMAJOR CAPITAL PROJECTS FUNDS JUNE 30, 2021

	2013 GO Bond Projects	2014 GO Bond Projects	2017 GO Bond Projects	2019 GO Bond Projects
ASSETS				
Cash and equity in pooled cash and investments	\$ 176,322	\$ 79,852	\$ 9,853,983	\$ 7,397,195
Receivables, net	-	-	185,197	-
Total assets	\$ 176,322	\$ 79,852	\$ 10,039,180	\$ 7,397,195
LIABILITIES				
Accounts payable	\$ -	\$ -	\$ 551,146	\$ 47,874
Total liabilities	-	-	551,146	47,874
FUND BALANCE				
Restricted for capital projects	176,322	79,852	9,488,034	7,349,321
Total fund balance	176,322	79,852	9,488,034	7,349,321
Total liabilities and fund balance	\$ 176,322	\$ 79,852	\$ 10,039,180	\$ 7,397,195

2020 GO Bond Projects	Rural and Critical Lands Program	Multi-county Industrial Park	Spanish Moss Rail Trail	Myrtle Park Phase II	Totals
\$ 8,587,953	\$ 25,981,392	\$ 191,518	\$ 142,354	\$ 727,649	\$ 53,138,218
-	48,900	-	-	-	234,097
<u>\$ 8,587,953</u>	<u>\$ 26,030,292</u>	<u>\$ 191,518</u>	<u>\$ 142,354</u>	<u>\$ 727,649</u>	<u>\$ 53,372,315</u>
\$ 436,534	\$ 221,729	\$ -	\$ -	\$ -	\$ 1,257,283
<u>436,534</u>	<u>221,729</u>	<u>-</u>	<u>-</u>	<u>-</u>	<u>1,257,283</u>
8,151,419	25,808,563	191,518	142,354	727,649	52,115,032
<u>8,151,419</u>	<u>25,808,563</u>	<u>191,518</u>	<u>142,354</u>	<u>727,649</u>	<u>52,115,032</u>
<u>\$ 8,587,953</u>	<u>\$ 26,030,292</u>	<u>\$ 191,518</u>	<u>\$ 142,354</u>	<u>\$ 727,649</u>	<u>\$ 53,372,315</u>

BEAUFORT COUNTY, SOUTH CAROLINA

COMBINING SCHEDULE OF REVENUES, EXPENDITURES AND CHANGES IN FUND BALANCES ALL NONMAJOR CAPITAL PROJECTS FUNDS FOR THE FISCAL YEAR ENDED JUNE 30, 2021

	2013 GO Bond Projects	2014 GO Bond Projects	2017 GO Bond Projects	2019 GO Bond Projects
Project Authorization	\$ 7,738,712	\$ 17,295,405	\$ 28,887,515	\$ 11,444,507
Prior year's revenues	7,738,712	17,295,405	28,887,515	11,444,507
Prior year's expenditures	7,493,549	17,196,105	15,295,977	1,344,466
Fund Balances - beginning of year	245,163	99,300	13,591,538	10,100,041
Revenues				
Property taxes	-	-	-	-
Interest	617	552	34,485	25,130
Miscellaneous	-	-	1,376,101	-
Total revenues	617	552	1,410,586	25,130
Expenditures				
Capital projects	69,458	20,000	5,354,090	2,775,850
Bond issuance costs	-	-	-	-
Total expenditures	69,458	20,000	5,354,090	2,775,850
Excess (deficiency) of revenues over (under) expenditures	(68,841)	(19,448)	(3,943,504)	(2,750,720)
Other Financing Sources (Uses)				
Issuance of bonds	-	-	-	-
Transfers out	-	-	(160,000)	-
Total other financing sources (uses)	-	-	(160,000)	-
Net Change in Fund Balance	(68,841)	(19,448)	(4,103,504)	(2,750,720)
Fund Balances - end of year	\$ 176,322	\$ 79,852	\$ 9,488,034	\$ 7,349,321

2020 GO Bond Projects	Rural and Critical Lands Program	Multi-county Industrial Park	Spanish Moss Rail Trail	Myrtle Park Phase II	Totals
\$ 11,804,832	\$ 148,350,798	\$ 1,016,083	\$ 2,273,751	\$ 5,930,492	\$ 234,742,095
-	148,350,798	1,016,083	2,273,751	5,930,492	222,937,263
-	144,738,035	898,118	2,131,703	5,202,563	194,300,516
-	3,612,763	117,965	142,048	727,929	28,636,747
-	-	622,963	-	-	622,963
29,832	74,535	590	306	1,433	167,480
-	75,301	-	-	-	1,451,402
29,832	149,836	623,553	306	1,433	2,241,845
3,603,783	2,848,665	550,000	-	1,713	15,223,559
49,630	105,371	-	-	-	155,001
3,653,413	2,954,036	550,000	-	1,713	15,378,560
(3,623,581)	(2,804,200)	73,553	306	(280)	(13,136,715)
11,775,000	25,000,000	-	-	-	36,775,000
-	-	-	-	-	(160,000)
11,775,000	25,000,000	-	-	-	36,615,000
8,151,419	22,195,800	73,553	306	(280)	23,478,285
\$ 8,151,419	\$ 25,808,563	\$ 191,518	\$ 142,354	\$ 727,649	\$ 52,115,032

BEAUFORT COUNTY, SOUTH CAROLINA

**COMBINING STATEMENT OF FIDUCIARY NET POSITION
CUSTODIAL FUNDS - PUBLIC SERVICE DISTRICTS
FOR THE FISCAL YEAR ENDED JUNE 30, 2021**

	Broad Creek Public Service District	Fripp Island Public Service District	Forest Beach Public Service District	Hilton Head Island #1 Public Service District
<u>ASSETS</u>				
Cash and cash equivalents	\$ 27,548	\$ 2,058,703	\$ 1,686	\$ 182,904
Taxes receivable	215	189	-	341
Total Assets	27,763	2,058,892	1,686	183,245
<u>LIABILITIES</u>				
Due to others	-	-	-	-
Total Liabilities	-	-	-	-
<u>NET POSITION</u>				
Restricted: Individuals, organizations and other governments	27,763	2,058,892	1,686	183,245
Total net position	\$ 27,763	\$ 2,058,892	\$ 1,686	\$ 183,245

South Beach Public Service District		Total	
\$	42,294	\$	2,313,135
	-		745
	<u>42,294</u>		<u>2,313,880</u>
	-		-
	-		-
	<u>42,294</u>		<u>2,313,880</u>
\$	<u>42,294</u>	\$	<u>2,313,880</u>

BEAUFORT COUNTY, SOUTH CAROLINA

**COMBINING STATEMENT OF FIDUCIARY NET POSITION
CUSTODIAL FUNDS - FIRE DISTRICTS
FOR THE FISCAL YEAR ENDED JUNE 30, 2021**

	Bluffton Fire District	Burton Fire District	Daufuskie Island Fire District	Lady's Island/ St. Helena Fire District
<u>ASSETS</u>				
Cash and cash equivalents	\$ 5,819,699	\$ 947,923	\$ 94,621	\$ 1,516,513
Taxes receivable	27,401	694	156	813
Total Assets	5,847,100	948,617	94,777	1,517,326
<u>LIABILITIES</u>				
Due to others	408,318	8,311	10,053	30,988
Total Liabilities	408,318	8,311	10,053	30,988
<u>NET POSITION</u>				
Restricted: Individuals, organizations and other governments	5,438,782	940,306	84,724	1,486,338
Total net position	\$ 5,438,782	\$ 940,306	\$ 84,724	\$ 1,486,338

Sheldon Fire District	Total
\$ 979,196	\$ 9,357,952
<u>224</u>	<u>29,288</u>
<u>979,420</u>	<u>9,387,240</u>
<u>70</u>	<u>457,740</u>
<u>70</u>	<u>457,740</u>
<u>979,350</u>	<u>8,929,500</u>
<u>\$ 979,350</u>	<u>\$ 8,929,500</u>

BEAUFORT COUNTY, SOUTH CAROLINA

**COMBINING STATEMENT OF FIDUCIARY NET POSITION
CUSTODIAL FUNDS - TAX DISTRICTS
FOR THE FISCAL YEAR ENDED JUNE 30, 2021**

	<u>City of Beaufort</u>	<u>Town of Port Royal</u>	<u>Town of Bluffton</u>	<u>Town of Yemassee</u>
<u>ASSETS</u>				
Cash and cash equivalents	\$ 81,400	\$ 63,628	\$ 533,790	\$ -
Taxes receivable	973	424	1,355	6
Total Assets	<u>82,373</u>	<u>64,052</u>	<u>535,145</u>	<u>6</u>
<u>LIABILITIES</u>				
Due to others	-	-	-	15,852
Total Liabilities	<u>-</u>	<u>-</u>	<u>-</u>	<u>15,852</u>
<u>NET POSITION</u>				
Restricted: Individuals, organizations and other governments	<u>82,373</u>	<u>64,052</u>	<u>535,145</u>	<u>(15,846)</u>
Total net position	<u>\$ 82,373</u>	<u>\$ 64,052</u>	<u>\$ 535,145</u>	<u>\$ (15,846)</u>

Town of Hilton Head Island	City of Hardeeville	Beaufort- Jasper Academy for Career Excellence	Beaufort County School District	Total
\$ -	\$ 205	\$ 680,668	\$ 265,702,694	\$ 267,062,385
2,971	20	220,690	13,089,215	13,315,654
<u>2,971</u>	<u>225</u>	<u>901,358</u>	<u>278,791,909</u>	<u>280,378,039</u>
186,396	-	-	251,501	453,749
<u>186,396</u>	<u>-</u>	<u>-</u>	<u>251,501</u>	<u>453,749</u>
(183,425)	225	901,358	278,540,408	279,924,290
<u>\$ (183,425)</u>	<u>\$ 225</u>	<u>\$ 901,358</u>	<u>\$ 278,540,408</u>	<u>\$ 279,924,290</u>

BEAUFORT COUNTY, SOUTH CAROLINA

**COMBINING STATEMENT OF FIDUCIARY NET POSITION
CUSTODIAL FUNDS - SPECIAL ASSESSMENTS
FOR THE FISCAL YEAR ENDED JUNE 30, 2021**

	<u>Burlington Estates</u>	<u>Burlington Land</u>	<u>King's Grant II</u>	<u>O'Neal Place</u>
<u>ASSETS</u>				
Cash and cash equivalents	\$ 25,233	\$ 18,475	\$ 21,708	\$ 15,023
Total Assets	<u>25,233</u>	<u>18,475</u>	<u>21,708</u>	<u>15,023</u>
<u>LIABILITIES</u>				
Due to others	-	-	-	-
Total Liabilities	<u>-</u>	<u>-</u>	<u>-</u>	<u>-</u>
<u>NET POSITION</u>				
Restricted: Individuals, organizations and other governments	<u>25,233</u>	<u>18,475</u>	<u>21,708</u>	<u>15,023</u>
Total net position	<u>\$ 25,233</u>	<u>\$ 18,475</u>	<u>\$ 21,708</u>	<u>\$ 15,023</u>

Pleasant Farm	Robin Wood	Seabrook Point	Woodland Estates	Brown's Island	Total
\$ 7	\$ 20,437	\$ 36,858	\$ 17,488	\$ 1	\$ 155,230
<u>7</u>	<u>20,437</u>	<u>36,858</u>	<u>17,488</u>	<u>1</u>	<u>155,230</u>
-	-	5,783	-	-	5,783
-	-	<u>5,783</u>	-	-	<u>5,783</u>
7	20,437	31,075	17,488	1	149,447
<u>\$ 7</u>	<u>\$ 20,437</u>	<u>\$ 31,075</u>	<u>\$ 17,488</u>	<u>\$ 1</u>	<u>\$ 149,447</u>

BEAUFORT COUNTY, SOUTH CAROLINA

**COMBINING STATEMENT OF FIDUCIARY NET POSITION
CUSTODIAL FUNDS - DEPARTMENTALLY HELD FUNDS
FOR THE FISCAL YEAR ENDED JUNE 30, 2021**

	<u>Clerk of Court</u>	<u>Master in Equity</u>	<u>Register of Bluffton Deeds</u>	<u>Treasurer JPC Escrow</u>
<u>ASSETS</u>				
Cash and cash equivalents	\$ 2,527,319	\$ 1,114,797	\$ 1,857,403	\$ 425,701
Taxes receivable	<u>-</u>	<u>-</u>	<u>-</u>	<u>-</u>
Total Assets	<u>2,527,319</u>	<u>1,114,797</u>	<u>1,857,403</u>	<u>425,701</u>
<u>LIABILITIES</u>				
Due to others	<u>-</u>	<u>-</u>	<u>-</u>	<u>-</u>
Total Liabilities	<u>-</u>	<u>-</u>	<u>-</u>	<u>-</u>
<u>NET POSITION</u>				
Restricted: Individuals, organizations and other governments	<u>2,527,319</u>	<u>1,114,797</u>	<u>1,857,403</u>	<u>425,701</u>
Total net position	<u><u>\$ 2,527,319</u></u>	<u><u>\$ 1,114,797</u></u>	<u><u>\$ 1,857,403</u></u>	<u><u>\$ 425,701</u></u>

Treasurer Bankruptcy Escrow	Treasurer Surplus Tax Escrow	Total
\$ 420,203	\$ 9,544,558	\$ 15,889,981
<u>-</u>	<u>-</u>	<u>-</u>
<u>420,203</u>	<u>9,544,558</u>	<u>15,889,981</u>
<u>-</u>	<u>-</u>	<u>-</u>
<u>-</u>	<u>-</u>	<u>-</u>
<u>420,203</u>	<u>9,544,558</u>	<u>15,889,981</u>
<u>\$ 420,203</u>	<u>\$ 9,544,558</u>	<u>\$ 15,889,981</u>

BEAUFORT COUNTY, SOUTH CAROLINA

COMBINING STATEMENT OF CHANGES IN FIDUCIARY NET POSITION CUSTODIAL FUNDS - PUBLIC SERVICE DISTRICTS FOR THE FISCAL YEAR ENDED JUNE 30, 2021

	Broad Creek Public Service District	Fripp Island Public Service District	Forest Beach Public Service District	Hilton Head Island #1 Public Service District
Additions				
Taxes	\$ 1,606,744	\$ 1,801,665	\$ 6,744	\$ 3,198,787
Fines and fees	3,877	4,538	-	11,182
Interest	400	5,437	-	2,869
Total additions	<u>1,611,021</u>	<u>1,811,640</u>	<u>6,744</u>	<u>3,212,838</u>
Deductions				
Taxes and fees paid to other governments	<u>1,690,000</u>	<u>1,706,722</u>	<u>6,753</u>	<u>3,808,452</u>
Total deductions	<u>1,690,000</u>	<u>1,706,722</u>	<u>6,753</u>	<u>3,808,452</u>
Net increase (decrease) in fiduciary net position	(78,979)	104,918	(9)	(595,614)
Net position, beginning of year, as restated	<u>106,742</u>	<u>1,953,974</u>	<u>1,695</u>	<u>778,859</u>
Net position, end of year	<u>\$ 27,763</u>	<u>\$ 2,058,892</u>	<u>\$ 1,686</u>	<u>\$ 183,245</u>

South Beach Public Service District		Total	
\$	24,459	\$	6,638,399
	53		19,650
	157		8,863
	<u>24,669</u>		<u>6,666,912</u>
	<u>39,662</u>		<u>7,251,589</u>
	<u>39,662</u>		<u>7,251,589</u>
	(14,993)		(584,677)
	<u>57,287</u>		<u>2,898,557</u>
\$	<u>42,294</u>	\$	<u>2,313,880</u>

BEAUFORT COUNTY, SOUTH CAROLINA

COMBINING STATEMENT OF CHANGES IN FIDUCIARY NET POSITION CUSTODIAL FUNDS - FIRE DISTRICTS FOR THE FISCAL YEAR ENDED JUNE 30, 2021

	Bluffton Fire District	Burton Fire District	Daufuskie Island Fire District	Lady's Island/ St. Helena Fire District
Additions				
Taxes	\$ 17,686,936	\$ 5,909,299	\$ 1,175,286	\$ 6,797,167
Fines and fees	35,916	24,258	10,726	22,623
Interest	16,324	623	30	3,678
Total additions	<u>17,739,176</u>	<u>5,934,180</u>	<u>1,186,042</u>	<u>6,823,468</u>
Deductions				
Taxes and fees paid to other governments	19,822,265	5,441,152	1,095,658	6,899,485
Total deductions	<u>19,822,265</u>	<u>5,441,152</u>	<u>1,095,658</u>	<u>6,899,485</u>
Net increase (decrease) in fiduciary net position	(2,083,089)	493,028	90,384	(76,017)
Net position, beginning of year, as restated	<u>7,521,871</u>	<u>447,278</u>	<u>(5,660)</u>	<u>1,562,355</u>
Net position, end of year	<u>\$ 5,438,782</u>	<u>\$ 940,306</u>	<u>\$ 84,724</u>	<u>\$ 1,486,338</u>

Sheldon Fire District	Total
\$ 1,785,498	\$ 33,354,186
8,844	102,367
2,666	23,321
<u>1,797,008</u>	<u>33,479,874</u>
<u>1,895,380</u>	<u>35,153,940</u>
<u>1,895,380</u>	<u>35,153,940</u>
(98,372)	(1,674,066)
<u>1,077,722</u>	<u>10,603,566</u>
<u>\$ 979,350</u>	<u>\$ 8,929,500</u>

BEAUFORT COUNTY, SOUTH CAROLINA

COMBINING STATEMENT OF CHANGES IN FIDUCIARY NET POSITION CUSTODIAL FUNDS - TAX DISTRICTS FOR THE FISCAL YEAR ENDED JUNE 30, 2021

	City of Beaufort	Town of Port Royal	Town of Bluffton	Town of Yemassee
Additions				
Taxes	\$ 8,653,831	\$ 3,754,701	\$ 13,291,978	\$ 41,494
Fines and fees	25,345	12,777	23,414	503
Other	-	-	-	-
Interest	1,878	653	3,218	-
Total additions	8,681,054	3,768,131	13,318,610	41,997
Deductions				
Taxes and fees paid to other governments	8,695,709	3,733,285	12,750,892	59,250
Other custodial disbursements	-	-	-	-
Total deductions	8,695,709	3,733,285	12,750,892	59,250
Net increase (decrease) in fiduciary net position	(14,655)	34,846	567,718	(17,253)
Net position, beginning of year, as restated	97,028	29,206	(32,573)	1,407
Net position, end of year	\$ 82,373	\$ 64,052	\$ 535,145	\$ (15,846)

Town of Hilton Head Island	City of Hardeeville	Beaufort- Jasper Academy for Career Excellence	Beaufort County School District	Total
\$ 36,933,867	\$ 145,551	\$ -	\$ 289,716,865	\$ 352,584,443
61,129	-	-	692,274	815,529
-	-	3,156,113	338,801,500	341,957,613
6,342	-	2,046	768,902	783,198
<u>37,001,338</u>	<u>145,551</u>	<u>3,158,159</u>	<u>629,979,541</u>	<u>696,140,783</u>
37,540,649	145,614	-	-	62,925,399
-	-	2,662,963	523,765,464	526,492,250
<u>37,540,649</u>	<u>145,614</u>	<u>2,662,963</u>	<u>523,765,464</u>	<u>589,417,649</u>
(539,311)	(63)	495,196	106,214,077	106,723,134
355,886	288	406,162	172,326,331	173,350,603
<u>\$ (183,425)</u>	<u>\$ 225</u>	<u>\$ 901,358</u>	<u>\$ 278,540,408</u>	<u>\$ 280,073,737</u>

BEAUFORT COUNTY, SOUTH CAROLINA

**COMBINING STATEMENT OF CHANGES IN FIDUCIARY NET POSITION
CUSTODIAL FUNDS - SPECIAL ASSESSMENTS
FOR THE FISCAL YEAR ENDED JUNE 30, 2021**

	<u>Burlington Estates</u>	<u>Burlington Land</u>	<u>King's Grant II</u>	<u>O'Neal Place</u>
Additions				
Taxes	\$ -	\$ -	\$ -	\$ -
Fines and fees	-	-	-	-
Interest	151	1	1	1
Total additions	<u>151</u>	<u>1</u>	<u>1</u>	<u>1</u>
Deductions				
Other custodial disbursements	-	-	-	-
Total deductions	<u>-</u>	<u>-</u>	<u>-</u>	<u>-</u>
Net increase (decrease) in fiduciary net position	151	1	1	1
Net position, beginning of year, as restated	<u>25,082</u>	<u>18,474</u>	<u>21,707</u>	<u>15,022</u>
Net position, end of year	<u>\$ 25,233</u>	<u>\$ 18,475</u>	<u>\$ 21,708</u>	<u>\$ 15,023</u>

<u>Pleasant Farm</u>	<u>Robin Wood</u>	<u>Seabrook Point</u>	<u>Woodland Estates</u>	<u>Brown's Island</u>	<u>Total</u>
\$ -	\$ -	\$ 36,050	\$ -	\$ 10,106	\$ 46,156
-	-	32	-	55	87
-	1	2	1	1	159
-	1	36,084	1	10,162	46,402
-	-	43,045	-	20,778	63,823
-	-	43,045	-	20,778	63,823
-	1	(6,961)	1	(10,616)	(17,421)
<u>7</u>	<u>20,436</u>	<u>38,036</u>	<u>17,487</u>	<u>10,617</u>	<u>166,868</u>
<u>\$ 7</u>	<u>\$ 20,437</u>	<u>\$ 31,075</u>	<u>\$ 17,488</u>	<u>\$ 1</u>	<u>\$ 149,447</u>

BEAUFORT COUNTY, SOUTH CAROLINA

COMBINING STATEMENT OF CHANGES IN FIDUCIARY NET POSITION CUSTODIAL FUNDS - DEPARTMENTALLY HELD FUNDS FOR THE FISCAL YEAR ENDED JUNE 30, 2021

	Clerk of Court	Master in Equity	Register of Bluffton Deeds	Treasurer JPC Escrow
Additions				
Other	\$ 1,183,648	\$ 6,413,962	\$ 1,759,720	\$ -
Interest	-	-	-	1,648
Total additions	<u>1,183,648</u>	<u>6,413,962</u>	<u>1,759,720</u>	<u>1,648</u>
Deductions				
Other custodial disbursements	118,078	5,834,480	89,073	563,314
Total deductions	<u>118,078</u>	<u>5,834,480</u>	<u>89,073</u>	<u>563,314</u>
Net increase (decrease) in fiduciary net position	1,065,570	579,482	1,670,647	(561,666)
Net position, beginning of year, as restated	<u>1,461,749</u>	<u>535,315</u>	<u>186,756</u>	<u>987,367</u>
Net position, end of year	<u>\$ 2,527,319</u>	<u>\$ 1,114,797</u>	<u>\$ 1,857,403</u>	<u>\$ 425,701</u>

<u>Treasurer Bankruptcy Escrow</u>	<u>Treasurer Surplus Tax Escrow</u>	<u>Total</u>
\$ 72,223	\$ 12,477,899	\$ 21,907,452
1,347	58,127	61,122
<u>73,570</u>	<u>12,536,026</u>	<u>21,968,574</u>
153,057	13,644,009	20,402,011
<u>153,057</u>	<u>13,644,009</u>	<u>20,402,011</u>
(79,487)	(1,107,983)	1,566,563
<u>499,690</u>	<u>10,652,541</u>	<u>14,323,418</u>
<u>\$ 420,203</u>	<u>\$ 9,544,558</u>	<u>\$ 15,889,981</u>

**BEAUFORT COUNTY, SOUTH CAROLINA
UNIFORM SCHEDULE OF COURT FINES, ASSESSMENTS AND SURCHARGES (per ACT 96)
FOR THE YEAR ENDED JUNE 30, 2021**

FOR THE STATE TREASURER'S OFFICE¹

COUNTY / MUNICIPAL FUNDS COLLECTED BY CLERK OF COURT	General Sessions	Magistrate Court	Municipal Court	Total
Court Fines and Assessments:				
Court fines and assessments collected	\$ 474,698	\$ 1,241,549	N/A	\$ 1,716,247
Court fines and assessments remitted to State Treasurer and other State Agencies	\$ 324,878	\$ 658,060	N/A	\$ 982,938
Total Court Fines and Assessments retained	\$ 149,820	\$ 583,489	N/A	\$ 733,309
Surcharges and Assessments retained for victim services:				
Surcharges collected and retained	\$ 27,656	\$ -	N/A	\$ 27,656
Assessments retained	-	-	N/A	-
Total Surcharges and Assessments retained for victim services	\$ 27,656	-	N/A	\$ 27,656

FOR THE DEPARTMENT OF CRIME VICTIM COMPENSATION (DCVC)

<u>VICTIM SERVICE FUNDS COLLECTED</u>	<u>Municipal</u>	<u>County</u>	<u>Total</u>
Carryforward from Previous Year – Beginning Balance	N/A	\$ 354,445	\$ 354,445
<u>Victim Service Revenue:</u>			
Victim Service Fines Retained by City/County Treasurer	N/A	\$ 72,777	\$ 72,777
Victim Service Assessments Retained by City/County Treasurer	N/A	-	-
Victim Service Surcharges Retained by City/County Treasurer	N/A	\$ 18,969	\$ 18,969
Interest Earned	N/A	\$ 576	\$ 576
Grant Funds Received			
Grant from:	N/A	-	-
General Funds Transferred to Victim Service Fund	N/A	\$ 10,000	\$ 10,000
Contribution Received from Victim Service Contracts:			
(1) Town of Hilton Head Island	N/A	-	-
(2) Town of	N/A	-	-
(3) City of	N/A	-	-
Total Funds Allocated to Victim Service Fund + Beginning Balance (A)	N/A	\$ 456,767	\$ 456,767

**BEAUFORT COUNTY, SOUTH CAROLINA
UNIFORM SCHEDULE OF COURT FINES, ASSESSMENTS AND SURCHARGES (per ACT 96)
FOR THE YEAR ENDED JUNE 30, 2021**

<u>Expenditures for Victim Service Program:</u>	<u>Municipal</u>	<u>County</u>	<u>Total</u>
Salaries and Benefits	N/A	\$ 151,662	\$ 151,662
Operating Expenditures	N/A	1,696	1,696
Victim Service Contract(s):			
(1) Entity's Name	N/A	-	-
(2) Entity's Name	N/A	-	-
Victim Service Donation(s):			
(1) Domestic Violence Shelter:	N/A	-	-
(2) Rape Crisis Center:	N/A	-	-
(3) Other local direct crime victims service agency:	N/A	-	-
Transferred to General Fund	N/A	-	-
Total Expenditures from Victim Service Fund/Program (B)	N/A	\$ 153,358	\$ 153,358
Total Victim Service Funds Retained by Municipal/County Treasurer (A-B)	N/A	\$ 303,409	\$ 303,409
Less: Prior Year Fund Deficit Repayment	N/A	-	-
Carryforward Funds – End of Year	N/A	\$ 303,409	\$ 303,409

BEAUFORT COUNTY, SOUTH CAROLINA

**ALCOHOL AND DRUG ABUSE PROGRAMS - PROFIT AND LOSS STATEMENT
FOR THE FISCAL YEAR ENDED JUNE 30, 2021**

	Central Administration	Safety Action	School Intervention	Community Based Treatment	Preventive Education	Intensive Outpatient
Revenues						
State Mini Bottles	\$ -	\$ -	\$ 99,936	\$ 99,936	\$ 99,936	\$ 99,936
DAODOS Block Grant:¹						
Special Grant	-	-	-	-	-	-
IOP Uninsured Treatment	-	-	-	-	-	21,939
Outpatient - TB Testing	-	-	-	-	-	-
Outpatient	-	-	-	190,600	-	-
Outpatient Uninsured Treatment	-	-	-	1,837	-	-
Outpatient - Adolescent	-	-	-	-	-	-
ADSAP	-	29,621	-	-	-	-
Adolescent Intervention	-	-	3,970	-	-	-
Primary Prevention	-	-	-	-	118,334	-
Primary Prevention	-	-	-	-	375	-
SBIRT Funds	-	-	-	-	-	-
MAT Medical Reimbursement	-	-	-	-	-	-
Bridge Program Reimbursement	-	-	-	-	-	-
Peer Support Specialist	-	-	-	-	-	-
SAPT BG Assessment ²	-	-	-	26,337	-	-
SBG (State Block Grant) ⁴	-	3,154	-	-	-	-
COLA (Cost of Living Allowance) ⁵	-	10,289	4,939	11,113	10,289	4,527
STEP UP ⁷	-	-	-	3,266	-	-
Cell Phone Reimbursement	-	-	-	5,825	-	-
State debt Setoff	-	-	-	19,711	-	-
Charges for Services - Fees	-	75,713	28,943	47,022	-	10,068
AEP Books	-	-	-	-	-	-
ECHO Grant	-	-	-	-	-	-
Prevention ECHO Grant	-	-	-	-	-	-
Charges for Services - Medicaid	-	-	-	77,070	-	10,285
Interest Income	4,375	-	-	-	-	-
Miscellaneous	-	-	-	-	200	-
Total Revenues	4,375	118,777	137,788	482,717	229,134	146,755
Expenditures						
Personnel	199,334	118,799	77,317	371,880	252,193	197,165
Purchased Services	26,243	3,212	347	14,034	1,124	1,486
Supplies	2,541	6,479	540	1,199	-	851
Capital	-	-	-	-	-	-
Total Expenditures	228,118	128,490	78,204	387,113	253,317	199,502
Excess of Revenues Over (Under)						
Expenditures	(223,743)	(9,713)	59,584	95,604	(24,183)	(52,747)
Other Financing Sources						
Transfers In (Out)	(559,949)	-	-	-	34,925	459,524
Net Change in Fund Balance	(783,692)	(9,713)	59,584	95,604	10,742	406,777
Fund Balance - beginning	1,233,969	197,775	171,208	210,501	26,252	(359,037)
Fund Balance - ending	\$ 450,277	\$ 188,062	\$ 230,792	\$ 306,105	\$ 36,994	\$ 47,740

Notes:

- 1: Fiscal Year 2021 Department of Alcohol and Other Drug Abuse Services (DAODAS) Block Grant is contract number BEA-BG-21 and is comprised of federal funds in the amount of \$401,490 and state funds in the amount of \$96,300, for a total annual contract amount of \$497,790 (contract number BEA-BG-20; CFDA No. 93.959).
- 2: Fiscal Year 2021 Substance Abuse Prevention and Treatment Block Grant (SAPT BG) for Assessment consists of federal funds in the amount OF \$13,600 (CFDA No. 93.959).
- 3: Fiscal Year 2020 Synar/STEP Youth Tobacco Buys consists of federal funds in the amount of \$1,409 (CFDA No. 93.959).
- 4: Fiscal Year 2021 DAODAS State Block Grant consists of state funds in the amount of \$6,308 (contract number BEA-SBG-19).
- 5: Fiscal Year 2021 Cost of Living Allowance (COLA) is state funds in the amount of \$38,004 (contract number BEA-COLA-19).
- 6: Fiscal Year 2021 Assessment State is identified as state funds in the amount of \$3,266.

Legend:

F - Federal Funds	425,379
S - State Funds	555,509
L - Local Funds	257,646
O - Other Funds	3,266
	<u>\$ 1,241,800</u>

SBIRT	Medication Assisted Treatment	Bridge Program	Prevention ECHO Grant	Prevention Counter Tools	Peer Support Specialists	Prevention State Opioid Response Grant	Total
\$ -	\$ -	\$ -	\$ -	\$ -	\$ -	\$ -	\$ 399,744
-	-	-	-	-	-	-	- S
-	-	-	-	-	-	-	21,939 F
-	-	-	-	-	-	-	- F
-	-	-	-	-	-	-	190,600 F
-	-	-	-	-	-	-	1,837 F
-	-	-	-	-	-	-	- F
-	-	-	-	-	-	-	29,621 F
-	-	-	-	-	-	-	3,970 L
-	-	-	-	-	-	-	118,334 F
-	-	-	-	-	-	-	375 s
-	28,524	-	-	-	-	-	- F
-	-	17,138	-	-	-	-	28,524 F
-	-	-	-	-	-	-	17,138 S
-	-	-	-	-	48,452	19,953	68,405 S
-	-	-	-	-	-	-	26,337 F
-	-	-	-	-	-	-	3,154 S
-	-	-	-	-	-	-	41,157 S
-	-	-	-	-	-	-	3,266 O
-	-	-	-	-	-	-	5,825 S
-	-	-	-	-	-	-	19,711 S
-	-	-	-	-	-	-	161,746
-	-	-	-	-	-	-	- S
-	-	-	8,187	-	-	-	8,187 F
-	-	-	-	-	-	-	- F
-	-	-	-	-	-	-	87,355
-	-	-	-	-	-	-	4,375
-	-	-	-	-	-	-	200
-	28,524	17,138	8,187	-	48,452	19,953	1,241,800
4,955	-	15,446	-	-	62,401	-	1,299,490
-	31,723	403	-	-	250	19,771	98,593
-	-	-	-	-	-	182	11,792
-	-	-	-	-	-	-	-
4,955	31,723	15,849	-	-	62,651	19,953	1,409,875
(4,955)	(3,199)	1,289	8,187	-	(14,199)	-	(168,075)
24,238	6,016	8,904	-	26,342	-	-	-
19,283	2,817	10,193	8,187	26,342	(14,199)	-	(168,075)
(19,600)	1,478	429	1,772	6,571	(10,960)	-	1,460,358
\$ (317)	\$ 4,295	\$ 10,622	\$ 9,959	\$ 32,913	\$ (25,159)	\$ -	\$ 1,292,283

BEAUFORT COUNTY, SOUTH CAROLINA

DAUFUSKIE FERRY SCHEDULE OF BUDGETED TO ACTUAL SOUTH CAROLINA DEPARTMENT OF TRANSPORTATION - STATE MASS TRANSIT FUNDS (SMTF) CONTRACT PT-9G699-28 FOR THE PERIOD BEGINNING JULY 1, 2020 AND ENDED JUNE 30, 2021

	<u>Budget</u>	<u>Actual - SMTF</u>	<u>Actual - Local</u>	<u>Total Actual</u>	<u>Variance</u>
Revenues					
Intergovernmental ¹	\$ 80,000	\$ 160,000	\$ -	\$ 160,000	\$ 80,000
Charges for Services ²	35,200	-	49,905	49,905	14,705
Miscellaneous ³	110,800	-	91,201	91,201	(19,599)
Total Revenues	<u>226,000</u>	<u>160,000</u>	<u>141,106</u>	<u>301,106</u>	<u>75,106</u>
Expenditures					
Ferry Service	480,000	-	423,048	423,048	56,952
Utilities ³	1,200	-	1,180	1,180	20
Total Expenditures	<u>481,200</u>	<u>-</u>	<u>424,228</u>	<u>424,228</u>	<u>56,972</u>
Other Financing Sources					
Transfers In ²	180,000	-	180,000	180,000	-
Total Other Financing Sources	<u>180,000</u>	<u>-</u>	<u>180,000</u>	<u>180,000</u>	<u>-</u>
Net Change in Fund Balance	(75,200)	160,000	(103,122)	56,878	132,078
Fund Balance - beginning	<u>(25,307)</u>	<u>-</u>	<u>(25,307)</u>	<u>(25,307)</u>	<u>-</u>
Fund Balance (deficit) - ending	<u>\$ (100,507)</u>	<u>\$ 160,000</u>	<u>\$ (128,429)</u>	<u>\$ 31,571</u>	<u>\$ 132,078</u>

Notes:

Note 1: The intergovernmental revenues are provided by the South Carolina Department of Transportation, State Mass Transit Funds.

Note 2: The Charges for Services are Ridership Fees. The transfer in is funding provided by Beaufort County's General Fund.

Note 3: In July 2018, Beaufort County purchased real property that is the embarkation point for the Daufuskie Ferry. Beaufort County receives rental income and also incurs utility expenditures for the real property.

STATISTICAL SECTION

STATISTICAL SECTION

This part of the County's, annual comprehensive financial report presents detailed information as a context for understanding what the information in the financial statements, notes disclosure, and required supplementary information says about the County's overall financial health.

<u>Contents</u>	<u>Page</u>
Financial Trends	188 – 193
These schedules contain trend information to help the reader understand how the County's financial performance and well-being have changed over time.	
Revenue Capacity	194 and 197
These schedules contain information to help the reader assess the factors affecting the County's ability to generate its property and sales taxes.	
Debt Capacity	198 – 202
These schedules present information to help the reader assess the affordability of the County's current levels of outstanding debt and the County's ability to issue additional debt in the future.	
Demographic and Economic Information	203 and 204
These schedules offer demographic and economic indicators to help the reader understand the environment within which the County's financial activities take place and to help comparisons over time and with other governments.	
Operating Information	205 – 207
These schedules contain information about the County's operations and resources to help the reader understand how the County's financial information relates to the services the County provides and the activities it performs.	

Sources: Unless otherwise noted, the information in these schedules is derived from the annual comprehensive financial reports for the relevant year.

STATISTICAL SECTION

This part of the County's, annual comprehensive financial report presents detailed information as a context for understanding what the information in the financial statements, notes disclosure, and required supplementary information says about the County's overall financial health.

<u>Contents</u>	<u>Page</u>
Financial Trends	188 – 193
These schedules contain trend information to help the reader understand how the County's financial performance and well-being have changed over time.	
Revenue Capacity	194 and 197
These schedules contain information to help the reader assess the factors affecting the County's ability to generate its property and sales taxes.	
Debt Capacity	198 – 202
These schedules present information to help the reader assess the affordability of the County's current levels of outstanding debt and the County's ability to issue additional debt in the future.	
Demographic and Economic Information	203 – 204
These schedules offer demographic and economic indicators to help the reader understand the environment within which the County's financial activities take place and to help comparisons over time and with other governments.	
Operating Information	205 – 207
These schedules contain information about the County's operations and resources to help the reader understand how the County's financial information relates to the services the County provides and the activities it performs.	

Sources: Unless otherwise noted, the information in these schedules is derived from the annual comprehensive financial reports for the relevant year.

BEAUFORT COUNTY, SOUTH CAROLINA

NET POSITION BY COMPONENT LAST TEN FISCAL YEARS

	FY 2012	FY 2013	FY 2014	FY 2015	FY 2016	FY 2017	FY 2018	FY 2019	FY 2020	FY 2021
Governmental Activities										
Net investment in capital assets	\$ 182,140,936	\$ 235,805,103	\$ 248,042,213	\$ 258,464,624	\$ 297,559,730	\$ 250,724,674	\$ 341,399,499	\$ 350,435,861	\$ 357,355,623	\$ 365,495,409
Restricted	109,480,674	81,168,869	94,621,380	103,427,275	74,429,250	132,328,862	130,694,943	97,597,158	102,903,269	260,399,114
Unrestricted	2,286,272	5,092,524	(9,776,030)	(67,733,915)	(47,981,906)	(69,322,749)	(110,657,381)	(64,605,798)	(16,413,940)	(94,504,653)
Total governmental activities net position	\$ 293,907,882	\$ 322,066,496	\$ 332,887,563	\$ 294,157,984	\$ 324,007,074	\$ 313,730,787	\$ 361,437,061	\$ 383,427,221	\$ 443,844,952	\$ 531,389,870
Business-Type Activities										
Net investment in capital assets	\$ 23,927,764	\$ 23,961,592	\$ 23,319,358	\$ 27,565,326	\$ 28,123,049	\$ 28,226,279	\$ 30,593,539	\$ 30,353,828	\$ 39,388,762	\$ 42,813,921
Unrestricted	(1,466,786)	(1,180,550)	(741,276)	(8,545,869)	(4,534,745)	(2,657,026)	(5,287,834)	(2,062,519)	(4,902,366)	(2,593,463)
Total business-type activities net position	\$ 22,460,978	\$ 22,781,042	\$ 22,578,082	\$ 19,019,457	\$ 23,588,304	\$ 25,569,253	\$ 25,305,705	\$ 28,291,309	\$ 34,486,396	\$ 40,220,458
Primary Government										
Net investment in capital assets	\$ 206,068,700	\$ 259,766,695	\$ 271,361,571	\$ 286,029,950	\$ 325,682,779	\$ 278,950,953	\$ 371,993,038	\$ 380,789,689	\$ 396,744,385	\$ 408,309,330
Restricted	109,480,674	81,168,869	94,621,380	103,427,275	74,429,250	132,328,862	130,694,943	97,597,158	102,903,269	260,399,114
Unrestricted	819,486	3,911,974	(10,517,306)	(76,279,784)	(52,516,651)	(71,979,775)	(115,945,215)	(66,668,317)	(21,316,306)	(97,098,116)
Total primary government net position	\$ 316,368,860	\$ 344,847,538	\$ 355,465,645	\$ 313,177,441	\$ 347,595,378	\$ 339,300,040	\$ 386,742,766	\$ 411,718,530	\$ 478,331,348	\$ 571,610,328

BEAUFORT COUNTY, SOUTH CAROLINA

CHANGES IN NET POSITION LAST TEN FISCAL YEARS

	FY 2012	FY 2013	FY 2014	FY 2015	FY 2016	FY 2017	FY 2018	FY 2019	FY 2020	FY 2021
Expenses										
Governmental Activities										
General Government	\$ 32,119,250	\$ 32,641,163	\$ 34,741,478	\$ 34,268,122	\$ 42,236,133	\$ 48,649,308	\$ 49,612,892	\$ 67,483,600	\$ 50,963,220	\$ 55,786,602
Public Safety	51,231,345	52,481,136	57,185,897	53,323,890	48,929,013	87,661,802	56,674,563	55,090,970	63,648,919	57,458,757
Public Works	19,944,114	23,403,821	22,259,047	24,696,310	22,106,941	23,251,203	19,930,159	13,085,477	25,077,022	24,752,852
Public Health	11,881,484	11,987,651	11,462,648	10,667,458	12,128,941	12,440,379	14,011,837	14,714,866	15,366,160	13,775,524
Public Welfare	2,373,551	2,317,902	3,243,469	3,023,487	2,108,695	2,342,367	5,935,476	4,208,514	7,951,215	2,124,474
Cultural and Recreation	13,863,794	16,064,581	15,583,049	14,936,898	13,887,875	14,006,380	15,682,409	17,544,898	17,948,284	15,727,019
Interest	10,596,657	9,087,049	9,293,605	6,641,311	6,222,321	5,643,381	6,116,157	4,981,961	6,065,977	5,796,178
Total Governmental Activities Expenses	142,010,195	147,983,303	153,769,193	147,557,476	147,619,919	193,994,820	167,963,493	177,110,286	187,020,797	175,421,406
Business-Type Activities										
Stormwater Utility	3,124,645	3,246,022	3,175,708	3,534,035	3,663,825	4,063,867	5,431,198	4,366,551	4,796,915	4,364,704
Lady's Island Airport	668,094	667,068	602,879	703,949	901,521	610,714	996,300	1,404,657	548,152	811,405
Hilton Head Airport	3,236,793	2,565,348	2,829,612	4,517,883	8,330,082	11,505,178	17,922,483	7,587,534	2,945,805	4,386,723
Total Business-Type Expenses	7,029,532	6,478,438	6,608,199	8,755,867	12,895,428	16,179,759	24,349,981	13,358,742	8,290,872	9,562,832
Total Government Expenses	\$ 149,039,727	\$ 154,461,741	\$ 160,377,392	\$ 156,313,343	\$ 160,515,347	\$ 210,174,579	\$ 192,313,474	\$ 190,469,028	\$ 195,311,669	\$ 184,984,238

BEAUFORT COUNTY, SOUTH CAROLINA

CHANGES IN NET POSITION LAST TEN FISCAL YEARS

	FY 2012	FY 2013	FY 2014	FY 2015	FY 2016	FY 2017	FY 2018	FY 2019	FY 2020	FY 2021
Program Revenues										
Governmental Activities										
Charges for services										
General Government	\$ 18,499,976	\$ 18,342,329	\$ 18,929,100	\$ 18,874,705	\$ 15,720,868	\$ 18,431,740	\$ 17,473,663	\$ 17,035,862	\$ 17,780,576	\$ 21,407,672
Public Safety	6,871,580	8,510,306	6,774,011	7,372,252	8,153,290	8,674,298	8,121,902	9,336,041	9,584,384	10,220,824
Public Works	3,680,979	4,283,664	4,319,788	4,545,834	5,865,323	9,444,459	8,001,763	8,081,666	7,564,330	8,306,192
Public Health	525,594	522,846	535,092	597,297	591,235	626,822	599,225	691,268	547,458	507,101
Public Welfare	40,913	64,283	60,147	87,992	144,682	170,795	132,341	308,496	282,529	256,095
Cultural and Recreation	1,602,628	1,912,336	2,035,420	2,301,655	2,019,478	3,478,117	3,337,726	3,180,854	2,735,037	3,028,854
Operating Grants and Contributions	9,549,138	9,328,245	10,398,779	11,962,524	11,249,681	12,444,349	14,438,073	13,405,223	14,469,479	12,785,783
Capital Grants and Contributions	2,405,145	13,271,813	17,270,372	16,053,234	17,613,148	9,881,571	33,826,796	9,275,113	2,117,383	876,281
Total Governmental Activities Program Revenues	43,175,953	56,235,822	60,322,709	61,795,493	61,357,705	63,152,151	85,931,489	61,314,523	55,081,176	57,388,802
Business-Type Activities										
Charges for services										
Garage	-	-	-	-	-	-	-	-	-	-
Stormwater Utility	3,209,895	3,155,000	3,190,705	3,232,499	5,393,162	5,818,715	5,715,709	5,653,287	6,725,471	6,593,342
Lady's Island Airport	567,734	560,766	528,390	552,091	529,750	567,029	619,624	611,654	539,273	751,296
Hilton Head Airport	1,495,360	1,793,155	1,830,654	1,777,043	1,638,483	1,605,813	1,601,465	2,269,795	3,925,494	4,443,001
Operating Grants and Contributions	116,234	112,695	116,090	65,450	65,440	50,560	42,960	47,260	44,300	222,326
Capital Grants and Contributions	1,562,938	1,175,792	735,231	1,476,192	9,782,233	10,095,453	15,956,279	7,290,165	3,069,935	3,236,672
Total Business-Type Activities Program Revenues	6,952,161	6,797,408	6,401,070	7,103,275	17,409,068	18,137,570	23,936,037	15,872,161	14,304,473	15,246,637
Total Government Program Revenues	\$ 50,128,114	\$ 63,033,230	\$ 66,723,779	\$ 68,898,768	\$ 78,766,773	\$ 81,289,721	\$ 109,867,526	\$ 77,186,684	\$ 69,385,649	\$ 72,635,439
Net (Expense) / Revenue										
Governmental Activities	\$ (104,807,350)	\$ (97,533,371)	\$ (87,234,767)	\$ (85,824,426)	\$ (132,637,115)	\$ (104,811,342)	\$ (82,032,004)	\$ (115,795,763)	\$ (131,939,621)	\$ (118,032,604)
Business-Type Activities	473,723	189,209	(2,354,797)	(5,792,153)	1,229,309	(6,212,411)	(413,944)	2,513,419	6,013,601	5,683,805
Total Government Net (Expense) / Revenue	\$ (104,333,627)	\$ (97,344,162)	\$ (89,589,564)	\$ (91,616,579)	\$ (131,407,806)	\$ (111,023,753)	\$ (82,445,948)	\$ (113,282,344)	\$ (125,926,020)	\$ (112,348,799)

BEAUFORT COUNTY, SOUTH CAROLINA

CHANGES IN NET POSITION LAST TEN FISCAL YEARS

	FY 2012	FY 2013	FY 2014	FY 2015	FY 2016	FY 2017	FY 2018	FY 2019	FY 2020	FY 2021
General Revenues and Other										
Changes in Net Assets										
Governmental Activities										
Property Taxes	\$ 93,571,238	\$ 94,819,998	\$ 91,907,959	\$ 96,129,087	\$ 101,550,345	\$ 109,147,291	\$ 116,478,416	\$ 119,334,712	\$ 128,952,186	\$ 132,645,010
Sales Taxes	30,442,155	15,043,485	330,889	105,253	31,232	27,661	109,728	46,453	45,195,996	55,879,745
Grants and contributions										
not restricted	9,588,551	7,944,710	8,414,711	8,478,141	8,513,761	9,342,544	9,452,285	9,215,559	9,547,798	9,674,443
Unrestricted investment earnings	883,768	540,155	293,213	269,080	495,848	581,229	1,495,650	5,557,428	5,044,088	3,402,559
Special item - decrease in other post-employment benefit cost	-	-	-	27,520,071	1,353,498	-	-	-	-	-
Transfers In / (Out)	-	-	-	-	-	-	-	-	-	-
Gain/(Loss) on Sale of Capital Assets	-	-	-	-	-	-	-	-	-	-
Miscellaneous	1,841,926	1,557,747	3,320,779	2,366,433	1,955,858	1,467,657	2,202,199	3,631,771	3,617,284	3,975,765
Total Governmental Activities	136,327,638	119,906,095	104,267,551	134,868,065	113,900,542	120,566,382	129,738,278	137,785,923	192,357,352	205,577,522
Business-Type Activities										
Unrestricted Investments Earnings	11,231	4,835	4,169	3,133	14,710	19,694	150,396	272,185	181,486	50,257
Special item - decrease in other post-employment benefit cost	-	-	-	1,230,929	38,502	-	-	-	-	-
Transfers In / (Out)	-	-	-	-	-	-	-	-	-	-
Gain/(Loss) on Sale of Capital Assets	50,000	(3,741)	-	-	-	-	-	-	-	-
Miscellaneous	-	-	-	1,079	1,995	3,444	-	-	-	-
Total Business-Type Activities	61,231	1,094	4,169	1,235,141	55,207	23,138	150,396	272,185	181,486	50,257
Total Government	\$ 136,388,869	\$ 119,907,189	\$ 104,271,720	\$ 136,103,206	\$ 113,955,749	\$ 120,589,520	\$ 129,888,674	\$ 138,058,108	\$ 192,538,838	\$ 205,627,779
Changes in Net Position										
Governmental Activities	\$ 44,580,157	\$ 26,459,611	\$ 18,505,568	\$ 48,605,851	\$ (16,942,127)	\$ 38,534,378	\$ 47,706,274	\$ 21,990,160	\$ 60,417,731	\$ 87,544,918
Business-Type Activities	380,201	(206,035)	(1,648,423)	5,748,781	2,013,018	(390,806)	(263,548)	2,985,604	6,195,087	5,734,062
Total Government Changes in Net Position	\$ 44,960,358	\$ 26,253,576	\$ 16,857,145	\$ 54,354,632	\$ (14,929,109)	\$ 38,143,572	\$ 47,442,726	\$ 24,975,764	\$ 66,612,818	\$ 93,278,980

BEAUFORT COUNTY, SOUTH CAROLINA

FUND BALANCES GOVERNMENTAL FUNDS LAST TEN FISCAL YEARS

	FY 2012	FY 2013	FY 2014	FY 2015	FY 2016	FY 2017	FY 2018	FY 2019	FY 2020	FY 2021
General Fund										
Nonspendable	\$ 2,227,326	\$ 2,061,612	\$ 1,289,814	\$ 1,607,787	\$ 1,198,811	\$ 1,980,794	\$ 1,653,435	\$ 1,441,679	\$ 1,601,190	\$ 2,100,954
Committed	150,788	218,526	186,084	23,537	247,507	313,641	451,287	1,104,309	1,104,309	-
Assigned	23,697	1,733,143	1,047,473	381,041	452,883	1,700,200	3,298,504	3,550,651	3,748,371	3,765,356
Unassigned	19,940,197	20,207,988	21,249,298	24,682,018	26,653,761	23,772,760	26,474,071	37,214,289	47,363,427	65,808,134
Total General Fund	22,342,008	24,221,269	23,772,669	26,694,383	28,552,962	27,767,395	31,877,297	43,310,928	53,817,297	71,674,444
All Other Governmental Funds										
Nonspendable	1,268,394	1,199,446	2,514,805	4,464,642	72,968	99,269	224,324	162,165	148,402	-
Restricted	124,459,879	108,228,779	92,038,827	98,868,411	87,145,361	132,176,998	130,293,307	128,557,920	175,545,617	260,399,114
Committed	32,889	56,058	67,748	94,222	94,911	52,595	177,312	307,580	326,902	-
Unassigned (Deficit)	(28,933)	365,494	-	-	-	-	-	-	-	(6,089)
Total All Other Governmental Funds	125,732,229	109,849,777	94,621,380	103,427,275	87,313,240	132,328,862	130,694,943	129,027,665	176,020,921	260,393,025
Total All Governmental Funds	\$ 148,074,237	\$ 134,071,046	\$ 118,394,049	\$ 130,121,658	\$ 115,866,202	\$ 160,096,257	\$ 162,572,240	\$ 172,338,593	\$ 299,838,218	\$ 332,067,469

GASB Statement No. 54, Fund Balance Reporting and Governmental Fund Type Definitions, became effective for fiscal year 2011 and established fund balance classifications that comprise a hierarchy based primarily on the extent to which a government is bound to honor constraints imposed upon the use of the resources reported in governmental funds.

BEAUFORT COUNTY, SOUTH CAROLINA

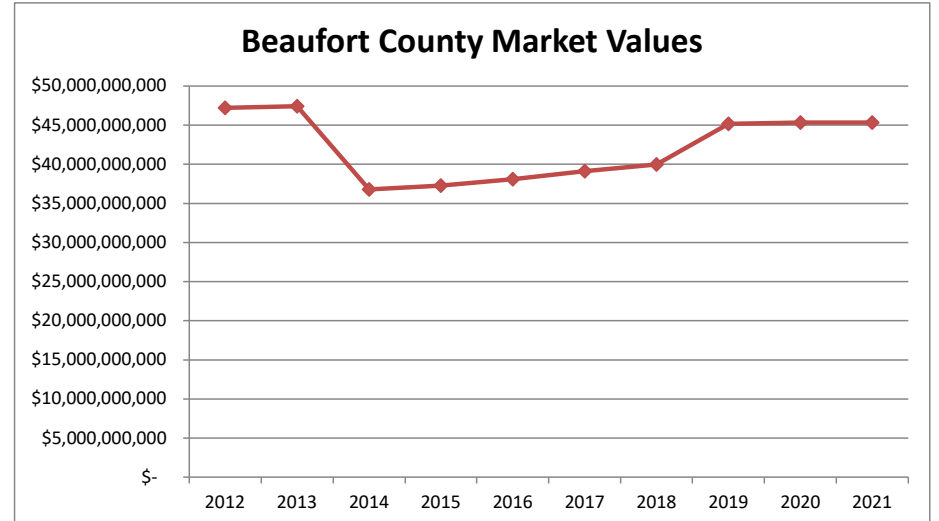
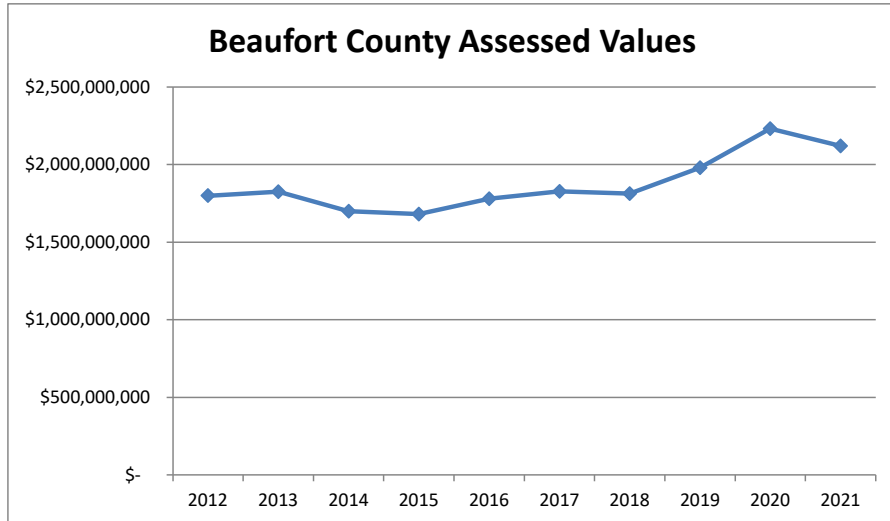
CHANGES IN FUND BALANCES - GOVERNMENTAL FUNDS LAST TEN FISCAL YEARS

	FY 2012	FY 2013	FY 2014	FY 2015	FY 2016	FY 2017	FY 2018	FY 2019	FY 2020	FY 2021
Revenues										
Property Taxes	\$ 93,350,153	\$ 94,786,696	\$ 92,501,314	\$ 95,351,350	\$ 101,676,345	\$ 109,274,083	\$ 116,505,253	\$ 119,682,659	\$ 129,057,671	\$ 132,297,918
Licenses and Permits	9,924,740	10,705,122	11,348,536	12,074,801	12,655,858	18,366,032	17,355,544	16,891,099	16,740,438	16,859,232
Intergovernmental	51,984,989	45,588,253	36,414,751	36,611,786	33,572,097	35,530,696	57,821,939	34,902,586	72,999,518	76,916,215
Charges for Services	15,221,171	17,105,139	15,467,080	16,387,825	17,731,291	19,578,971	18,962,662	20,168,722	20,499,738	30,129,956
Fines and Forfeitures	1,015,739	898,436	1,007,091	1,073,474	1,344,423	922,497	1,347,402	1,257,718	1,373,531	1,520,713
Interest	883,768	540,155	293,213	269,082	495,852	581,160	1,495,652	2,708,652	2,624,384	932,190
Miscellaneous	1,841,926	1,557,747	3,320,779	2,365,713	1,955,857	1,492,658	2,208,149	3,816,470	4,248,732	4,264,115
Total Revenues	174,222,486	171,181,548	160,352,764	164,134,031	169,431,723	185,746,097	215,696,601	199,427,906	247,544,012	262,920,339
Expenditures										
General Government	23,497,733	23,658,058	24,808,234	25,358,150	37,126,529	39,552,934	39,290,337	45,821,182	44,137,817	46,498,951
Public Safety	43,222,080	44,182,336	46,846,910	48,381,271	45,583,499	45,115,821	47,216,422	48,294,980	52,467,265	51,221,432
Public Works	14,792,685	17,550,180	14,480,016	15,958,306	13,617,653	14,495,178	16,088,640	15,934,931	16,558,486	16,435,957
Public Health	11,218,245	11,306,171	10,758,045	10,490,248	11,487,899	11,742,116	12,815,828	13,891,165	13,865,957	12,468,816
Public Welfare	1,915,122	1,794,172	2,720,482	2,525,257	2,108,695	2,342,367	2,093,114	2,648,095	3,249,314	2,019,677
Cultural and Recreation	11,210,985	13,132,712	12,323,751	11,961,423	10,946,319	11,039,804	12,050,466	13,609,581	14,033,306	12,344,895
Disaster related expenditures	-	-	-	-	-	38,727,223	1,920,614	950,677	-	-
Debt Service - Principal	11,820,000	72,805,000	14,280,980	13,453,464	14,121,038	17,613,699	49,291,451	15,579,303	16,552,252	25,467,965
Debt Service - Interest and Fees	11,698,673	10,443,924	8,142,957	8,754,441	8,444,266	7,857,324	7,981,433	7,951,999	7,776,219	8,114,533
Capital Projects	49,619,275	43,528,784	41,668,386	36,170,318	44,421,752	38,110,477	23,813,730	35,956,124	20,830,773	24,524,923
Total Expenditures	178,994,798	238,401,337	176,029,761	173,052,878	187,857,650	226,596,943	212,562,035	200,638,037	189,471,389	199,097,149
Excess (deficiency) of revenues over expenditures	(4,772,312)	(67,219,789)	(15,676,997)	(8,918,847)	(18,425,927)	(40,850,846)	3,134,566	(1,210,131)	58,072,623	63,823,190
Other Financing Sources (Uses)										
Issuance of Bonds	12,500,000	49,265,000	-	19,450,000	-	51,000,000	-	11,250,000	-	42,910,000
Issuance of BANs	-	-	-	-	-	30,250,000	-	-	-	-
Debt Service-Principal - Refinancing of BANs	-	-	-	-	-	-	-	-	-	-
Issuance of Refunding Debt	15,295,000	58,335,000	-	22,570,000	17,950,000	6,110,000	-	-	-	-
Payments to Refunding Debt Escrow Agent	(17,312,305)	(65,909,303)	-	3	(19,091,723)	(6,405,000)	-	-	-	(8,925,000)
Issuance of Long-term Debt	-	-	-	-	4,000,000	-	-	-	-	-
Bond Premiums	2,368,280	11,525,901	-	3,438,394	1,312,194	4,794,335	-	609,072	-	4,852,762
Transfers In	15,409,058	27,323,615	23,928,262	19,629,618	8,759,152	11,158,117	10,965,003	10,853,793	9,833,827	13,085,905
Transfers Out	(15,409,058)	(27,323,615)	(23,928,262)	(19,629,618)	(8,759,152)	(11,826,551)	(11,623,586)	(11,641,881)	(10,406,825)	(13,517,606)
Total Other Financing Sources (Uses)	12,850,975	53,216,598	-	45,458,397	4,170,471	85,080,901	(658,583)	11,070,984	(572,998)	38,406,061
Net Change in Fund Balance	\$ 8,078,663	\$ (14,003,191)	\$ (15,676,997)	\$ 36,539,550	\$ (14,255,456)	\$ 44,230,055	\$ 2,475,983	\$ 9,860,853	\$ 57,499,625	\$ 102,229,251
Debt Service as a Percentage of Non-capital Expenditures	18.2%	42.7%	16.7%	16.2%	15.7%	13.5%	30.3%	14.3%	14.2%	19.7%

BEAUFORT COUNTY, SOUTH CAROLINA

ASSESSED VALUE AND MARKET VALUE OF TAXABLE PROPERTY LAST TEN FISCAL YEARS

Fiscal Year	Real Property			Personal Property			Totals		Total Direct Tax Rate
	Assessed Value	Market Value		Assessed Value	Market Value		Assessed Value	Market Value	
2012	\$ 1,614,373,168	\$ 45,028,233,052	3.59%	\$ 185,451,491	\$ 2,186,088,790	8.48%	\$ 1,799,824,659	\$ 47,214,321,842	47.54
2013	1,614,166,744	44,735,468,004	3.61%	210,531,440	2,692,952,990	7.82%	1,824,698,184	47,428,420,994	47.54
2014	1,503,246,950	34,226,412,913	4.39%	197,121,500	2,573,608,850	7.66%	1,700,368,450	36,800,021,763	48.52
2015	1,456,623,792	34,326,777,040	4.24%	224,587,180	2,943,436,442	7.63%	1,681,210,972	37,270,213,482	56.30
2016	1,537,918,460	34,954,579,643	4.40%	243,102,990	3,146,262,710	7.73%	1,781,021,450	38,100,842,353	56.86
2017	1,569,859,790	35,756,421,947	4.39%	258,073,760	3,352,079,267	7.70%	1,827,933,550	39,108,501,214	59.15
2018	1,575,924,542	36,784,111,791	4.28%	237,358,677	3,177,004,620	7.47%	1,813,283,219	39,961,116,411	61.27
2019	1,746,777,223	42,176,881,298	4.14%	233,576,952	2,987,568,570	7.82%	1,980,354,175	45,164,449,868	63.39
2020	2,005,077,400	44,106,415,380	4.55%	227,459,730	1,243,717,590	18.29%	2,232,537,130	45,350,132,970	62.78
2021	1,992,174,680	44,086,726,580	4.52%	128,919,930	1,240,167,350	10.40%	2,121,094,610	45,326,893,930	64.20



Source: Beaufort County Tax Database

BEAUFORT COUNTY, SOUTH CAROLINA

PROPERTY TAX MILLAGES - ALL OVERLAPPING GOVERNMENTS LAST TEN FISCAL YEARS

	FY 2012	FY 2013	FY 2014	FY 2015	FY 2016	FY 2017	FY 2018	FY 2019	FY 2020	FY 2021
<u>County-wide Levies</u>										
County - Operations	40.21	40.21	46.48	46.48	48.77	50.89	50.61	50.03	50.00	50.00
County - Higher Education	-	-	-	-	-	-	2.40	2.37	2.30	2.30
County - Debt Service	4.57	4.44	5.48	5.48	5.48	5.48	5.58	5.58	5.50	5.50
County-Purchase of Real Property Program	2.76	3.87	4.34	4.90	4.90	4.90	4.80	4.80	5.50	4.80
Total Direct Tax Rate	47.54	48.52	56.30	56.86	59.15	61.27	63.39	62.78	63.30	62.60
School - Operations	90.26	92.26	97.45	103.50	103.50	111.50	113.50	104.60	114.00	114.00
School - Debt Service	28.00	28.00	31.71	31.71	31.71	31.71	31.71	31.71	36.60	36.60
<u>Municipal Levies</u>										
City of Beaufort	60.62	60.62	66.61	72.62	72.61	73.57	73.57	74.59	79.30	78.20
Town of Port Royal	69.00	69.00	69.00	69.00	72.00	72.00	74.00	74.00	74.00	74.00
Town of Bluffton	38.00	38.00	44.35	44.35	44.35	42.35	40.35	38.50	38.50	38.50
Town of Hilton Head	19.33	19.33	20.83	21.35	22.18	22.18	28.36	27.72	28.10	28.10
Town of Yemassee	70.00	70.00	70.00	70.00	70.00	70.00	71.00	66.63	66.60	66.60
<u>Fire Levies</u>										
Bluffton Fire - Operation	19.67	20.49	24.02	24.02	24.02	24.64	24.70	24.10	24.10	24.10
Bluffton Fire - Debt Service	0.38	-	-	-	1.22	1.10	1.04	1.45	1.60	1.60
Burton Fire - Operations	55.87	58.21	60.18	60.18	60.66	62.42	64.53	68.82	70.30	70.30
Burton Fire - Debt Service	5.53	5.53	5.74	5.74	5.26	5.26	5.26	5.15	5.10	5.10
Daufuskie Island Fire - Operations	31.74	33.07	52.57	54.72	56.98	58.44	60.27	60.27	60.20	60.20
Daufuskie Island Fire - Debt Service	-	-	2.00	2.00	2.00	-	-	-	-	-
Lady's Island/St. Helena - Operations	32.04	33.34	34.82	35.94	36.94	37.92	39.26	39.30	40.10	40.10
Lady's Island/St. Helena - Debt Service	1.50	1.50	2.30	2.36	2.20	2.20	2.11	2.00	2.00	2.00
Sheldon Fire - Operations	32.22	33.11	34.53	35.82	36.33	36.86	38.32	37.18	38.80	38.80
Sheldon Fire - Debt Services	2.18	2.18	2.20	2.20	2.20	2.20	3.21	3.21	3.70	3.70

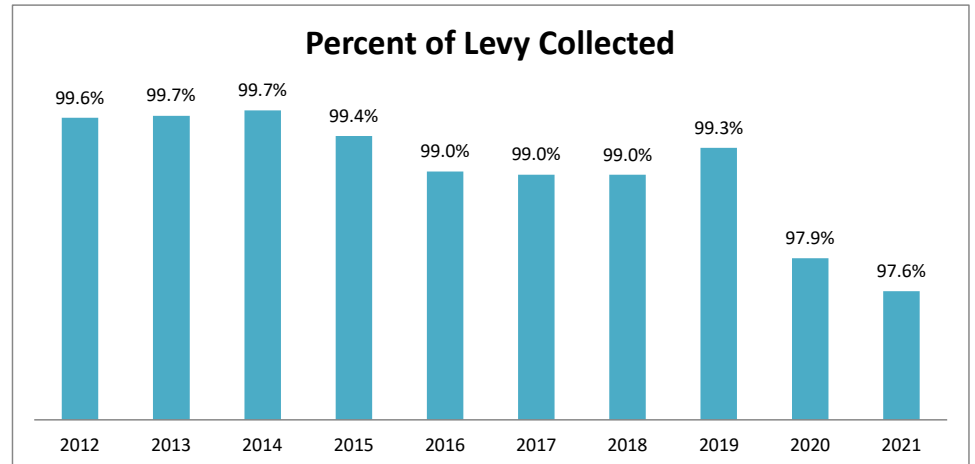
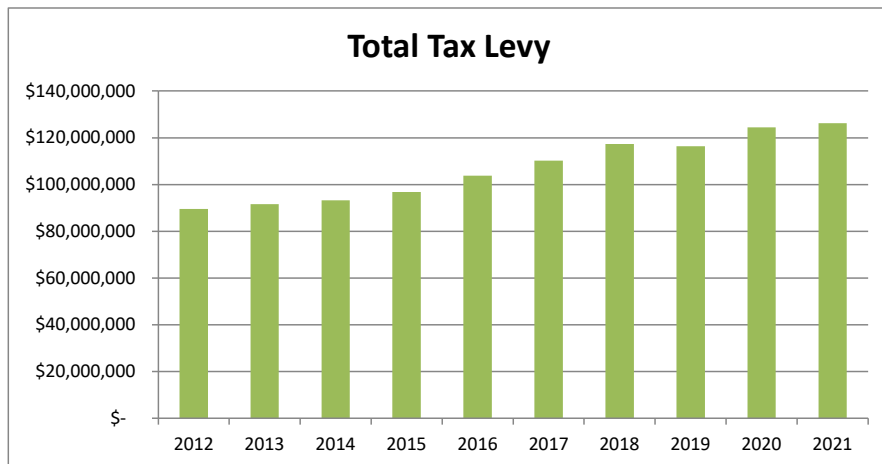
Source: Beaufort County Auditor

BEAUFORT COUNTY, SOUTH CAROLINA

PROPERTY TAX LEVIES AND COLLECTIONS LAST TEN FISCAL YEARS

Fiscal Year	Total Levy (1)	Current Tax Collections	Percent of Levy Collected	Collections in Subsequent Years	Total Tax Collections	Total Collections As Percent of Levy
2012	\$ 89,604,155	\$ 84,722,943	94.6%	\$ 4,558,994	\$ 89,281,937	99.6%
2013	91,676,253	86,938,308	94.8%	4,431,010	91,369,319	99.7%
2014	93,247,741	89,122,179	95.6%	3,873,520	92,995,699	99.7%
2015	96,864,480	92,817,395	95.8%	3,486,349	96,303,745	99.4%
2016	103,807,410	98,865,467	95.2%	3,896,610	102,762,077	99.0%
2017	110,259,100	104,977,928	95.2%	4,128,840	109,106,768	99.0%
2018	117,278,227	112,232,564	95.7%	3,817,348	116,049,911	99.0%
2019	116,392,375	113,789,436	97.8%	1,761,401	115,550,837	99.3%
2020	124,481,669	121,927,898	97.9%	1,927,329	121,927,898	97.9%
2021	126,292,424	123,192,145	97.6%	-	123,192,145	97.6%

(1) - Includes County operations and maintenance levy, purchase of real property program levy, solid waste and recycling program levy, and debt service levy.

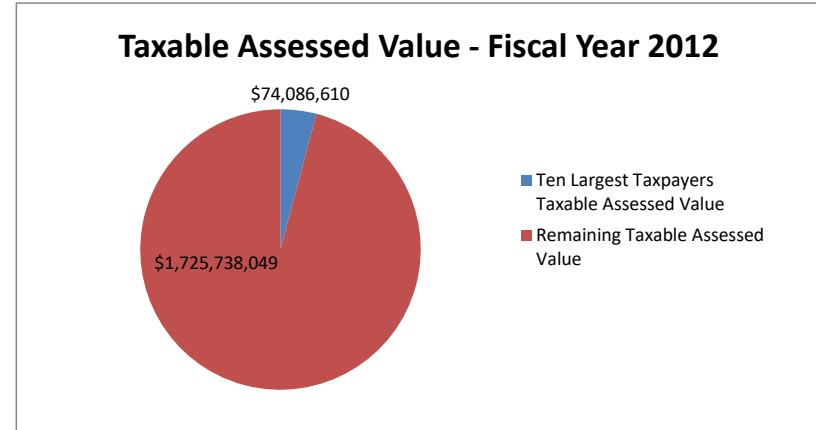
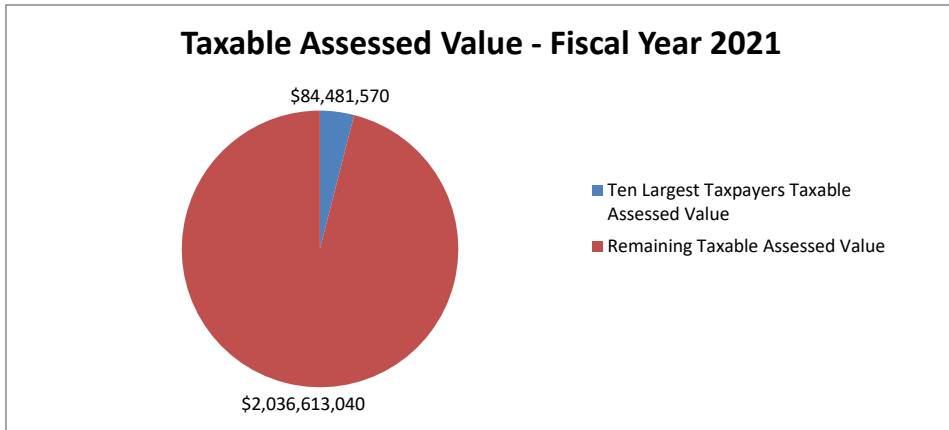


Source: Beaufort County Treasurer

BEAUFORT COUNTY, SOUTH CAROLINA

TEN LARGEST TAXPAYERS CURRENT YEAR AND NINE YEARS AGO

Taxpayer	Taxes Paid	2021 Fiscal Year			2012 Fiscal Year		
		Taxable Assessed Value	Rank	Percentage of Total Taxes Levied	Taxable Assessed Value	Rank	Percentage of Total Assessed Value
Dominion Energy South Carolina	\$ 6,805,004	\$ 25,045,910	1	1.39%	\$ 19,469,940	2	1.06%
Marriott Ownership Resorts, Inc.	4,254,712	16,817,020	2	0.93%	20,445,000	1	1.12%
Palmetto Electric Coop, Inc.	2,688,905	11,025,150	3	0.61%	9,794,060	3	0.54%
Bluffton Telephone Company	1,703,243	6,586,280	4	0.36%	4,061,400	6	0.22%
Columbia Properties Hilton Head	1,279,070	4,880,580	5	0.27%	4,540,040	4	0.00%
Hargray Telephone Company	1,140,611	4,740,820	6	0.26%	2,988,660	8	0.16%
SCG Hilton Head Property LLC	1,119,789	4,335,720	7	0.24%	4,260,000	5	0.23%
Sea Pines Resort	957,680	5,080,480	8	0.28%	3,714,960	7	0.20%
PBLH LLC	828,442	2,924,190	9	0.16%	N/A	N/A	N/A
Shelter Cove II LLC	766,714	3,045,420	10	0.17%	N/A	N/A	N/A
Greenwood Development Corp.	N/A	N/A		N/A	2,928,680	9	0.16%
Hilton Head Health Systems, LP	N/A	N/A		N/A	1,883,870	10	0.10%
Total	\$ 21,544,170	\$ 84,481,570		4.67%	\$ 74,086,610		3.79%



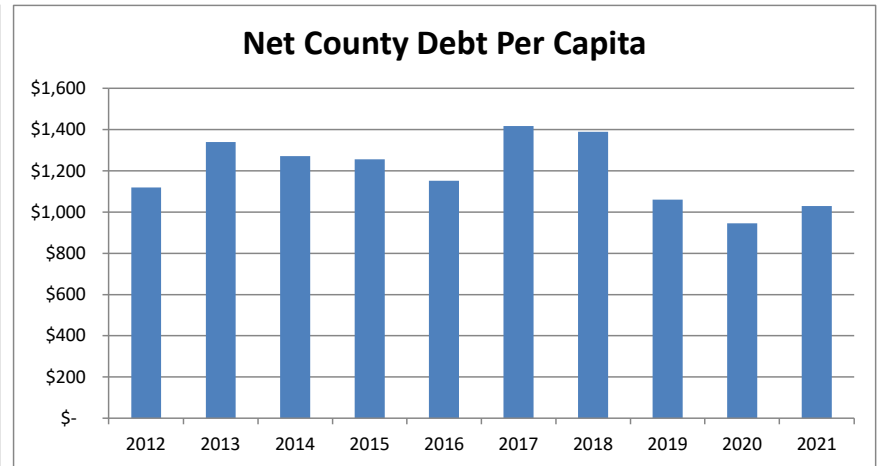
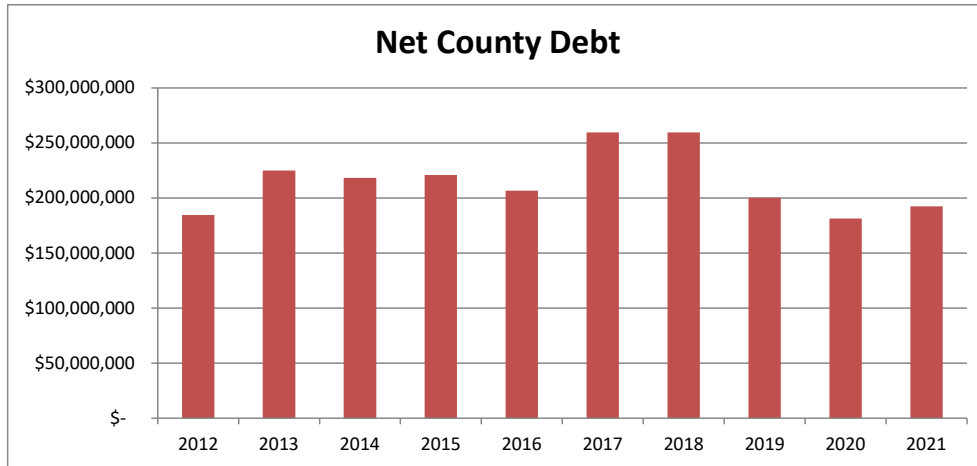
Source: Beaufort County Treasurer

BEAUFORT COUNTY, SOUTH CAROLINA

RATIOS OF GENERAL BONDED DEBT OUTSTANDING LAST TEN FISCAL YEARS

Fiscal Year	Estimated Population (1)	Assessed Value	General Obligation Bonds	Less: Debt Service Funds	Net County Debt	Ratio of Net County Debt to Assessed Value	Net County Debt Per Capita
2012	164,684	\$ 1,799,824,659	\$ 190,915,000	\$ 6,428,998	\$ 184,486,002	10.25%	\$ 1,120
2013	168,049	1,824,698,184	235,811,387	10,729,541	225,081,846	12.34%	1,339
2014	171,838	1,700,368,450	228,837,985	10,426,750	218,411,235	12.84%	1,271
2015	175,852	1,681,210,972	233,933,174	12,920,104	221,013,070	13.15%	1,257
2016	179,589	1,781,021,450	219,434,622	12,640,471	206,794,151	11.61%	1,151
2017	183,149	1,827,933,550	283,501,455	23,799,011	259,702,444	14.21%	1,418
2018	186,844	1,813,283,219	283,501,455	23,799,011	259,702,444	14.32%	1,390
2019	188,715	1,980,354,175	225,667,326	25,419,232	200,248,094	10.11%	1,061
2020	192,122	2,232,537,130	207,013,028	25,494,598	181,518,430	8.13%	945
2021	187,117	2,255,274,140	218,215,619	25,644,998	192,570,621	8.54%	1,029

(1) - Source: U.S. Census Bureau



BEAUFORT COUNTY, SOUTH CAROLINA

COMPUTATION OF LEGAL DEBT MARGIN JUNE 30, 2021

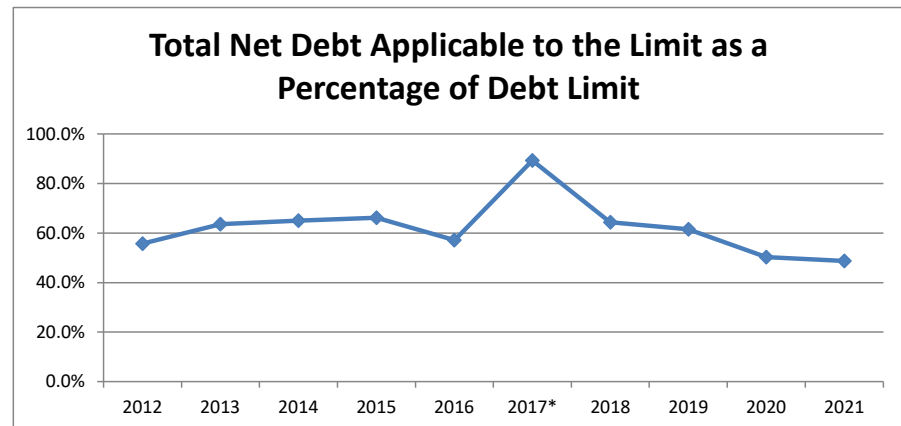
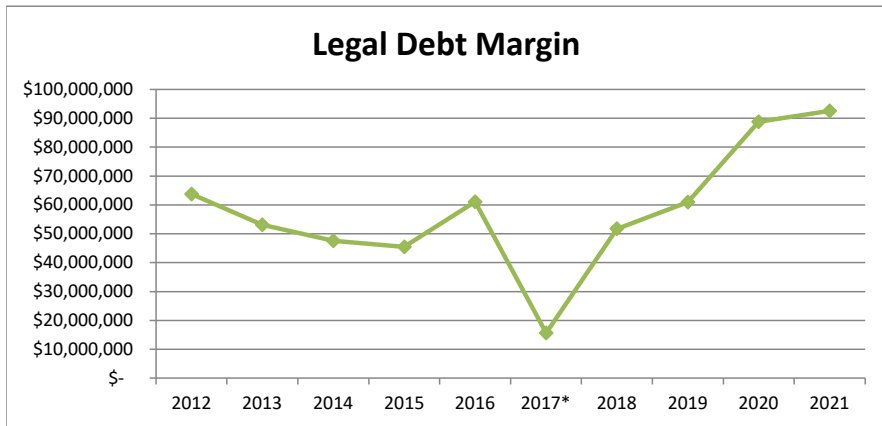
Assessed Value - 2020 Tax Year (Fiscal Year 2021)		\$ 2,255,274,140
		<u>x 8%</u>
Constitutional Debt Limit		180,421,931
Outstanding Subject to Debt Limit		<u>87,825,875</u>
Legal Debt Limit Remaining Without a Referendum		<u>\$ 92,596,056</u>
Total Outstanding General Obligation Debt	\$ 218,215,619	
Less General Obligation Debt Issued Under Referendum	(96,274,514)	
Less General Obligation Debt Issued Paid by Other Sources	(21,694,464)	
Less Premiums related to General Obligation Debt	<u>(12,420,766)</u>	
Total Outstanding Debt Subject to Debt Limit	<u>\$ 87,825,875</u>	

BEAUFORT COUNTY, SOUTH CAROLINA

LEGAL DEBT MARGIN DETAIL LAST TEN FISCAL YEARS

Fiscal Year	Debt Limit	Total Net Debt Applicable to Debt Limit	Legal Debt Margin	Total Net Debt Applicable to the Limit as a Percentage of Debt Limit
2012	\$ 143,985,973	\$ 80,253,597	\$ 63,732,376	55.7%
2013	145,975,855	92,854,428	53,121,427	63.6%
2014	136,029,476	88,506,497	47,522,979	65.1%
2015	134,496,878	89,034,715	45,462,163	66.2%
2016	142,481,716	81,400,573	61,081,143	57.1%
2017*	146,234,684	130,644,358	15,590,326	89.3%
2018	145,062,658	93,347,579	51,715,079	64.3%
2019	158,428,334	97,459,059	60,969,275	61.5%
2020	178,602,970	89,832,633	88,770,337	50.3%
2021	180,421,931	87,825,875	92,596,056	48.7%

* GO BAN in the amount of \$30.25 million issued for Hurricane Matthew disaster related expenses.



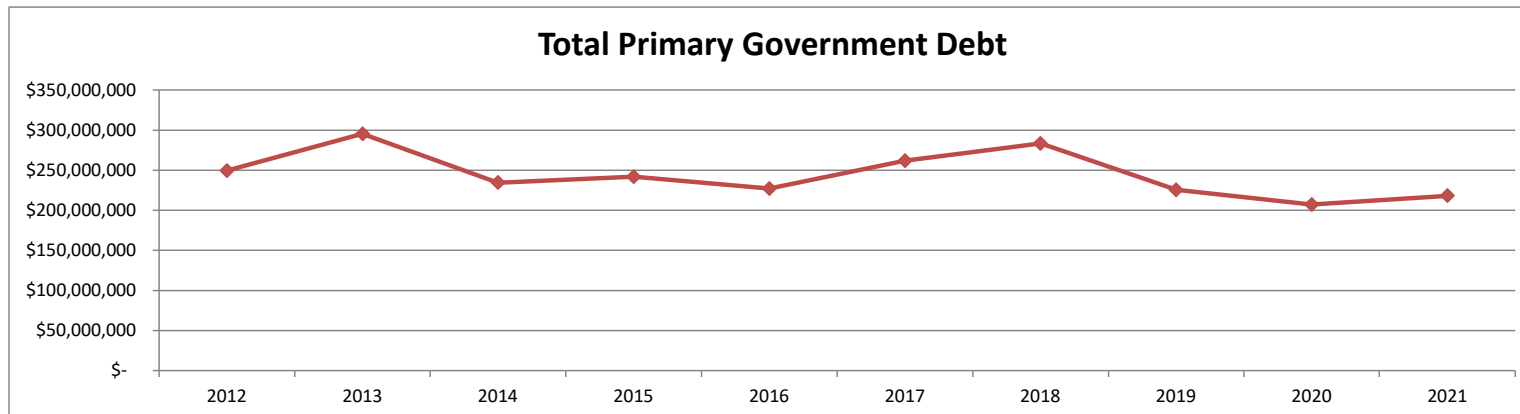
BEAUFORT COUNTY, SOUTH CAROLINA

RATIOS OF OUTSTANDING DEBT BY TYPE LAST TEN FISCAL YEARS

Fiscal Year	Estimated Population (1)	Governmental Activities				Total Primary Government Debt	Per Capita Personal Income (1)	Estimated Total Personal Income (2)	Percentage of Total Personal Income	Total Primary Government Debt Per Capita
		General Obligation Bonds	TIF Revenue Bonds and BANs	Capital Leases	Mortgage					
2012	164,684	\$ 190,915,000	\$ 58,470,000	\$ -	\$ -	\$ 249,385,000	\$ 45,122	\$ 7,430,871,448	3.36%	\$ 1,514
2013	168,049	235,811,387	59,410,000	-	-	295,221,387	45,222	7,599,511,878	3.88%	1,757
2014	171,838	228,837,985	5,685,000	-	-	234,522,985	46,137	7,928,089,806	2.96%	1,365
2015	175,852	233,933,174	5,767,750	2,148,791	-	241,849,715	47,664	8,381,809,728	2.89%	1,375
2016	179,589	220,921,444	4,586,750	1,790,659	-	227,298,853	49,914	8,964,005,346	2.54%	1,266
2017	183,149	227,555,765	30,250,000	-	4,000,000	261,805,765	52,147	9,550,670,903	2.74%	1,429
2018	186,844	249,251,455	-	-	-	283,501,455	53,766	10,045,854,504	2.82%	1,517
2019	188,715	225,667,326	-	-	-	225,667,326	56,711	10,702,216,365	2.11%	1,196
2020	192,122	207,013,028	-	-	-	207,013,028	59,318	14,033,167,246	1.48%	1,078
2021	187,117	218,215,619	-	-	-	218,215,619	60,894	11,394,302,598	1.92%	1,166

(1) - Source: U.S. Census Bureau

(2) - Calculated by multiplying the estimated population by the per capita income.



BEAUFORT COUNTY, SOUTH CAROLINA

COMPUTATION OF DIRECT AND OVERLAPPING GOVERNMENTAL ACTIVITIES DEBT JUNE 30, 2021

	<u>Gross Debt Outstanding</u>	<u>Percentage Applicable to Beaufort County</u>	<u>Amount Applicable to Beaufort County</u>
Beaufort County School District	\$ 425,681,629	100%	\$ 425,681,629
City of Beaufort	41,598,594	100%	41,598,594
Town of Bluffton	14,244,271	100%	14,244,271
Town of Hilton Head	123,673,837	100%	123,673,837
Town of Port Royal	246,308	100%	246,308
Hilton Head No. 1 Public Service District	8,630,000	100%	8,630,000
Burton Fire District	2,951,731	100%	2,951,731
Bluffton Fire District	12,295,571	100%	12,295,571
Lady's Island/St. Helena Island Fire District	4,913,721	100%	4,913,721
Sheldon Fire District	<u>1,436,200</u>	100%	<u>1,436,200</u>
Subtotal of Overlapping Debt	635,671,862		635,671,862
Beaufort County Direct Debt			<u>205,795,000</u>
Total of Direct and Overlapping Debt			<u>\$ 841,466,862</u>

Source: Debt outstanding provided by each governmental unit.

* Data not available

Note: As all of this debt is within Beaufort County, the percentage of applicable debt to the County is 100%. This process recognizes that, when considering the County's ability to issue long-term debt, the entire debt burden borne by the residents and businesses should be taken into account. However, this does not imply that every taxpayer is a resident and, therefore, responsible for repaying debt of each overlapping government.

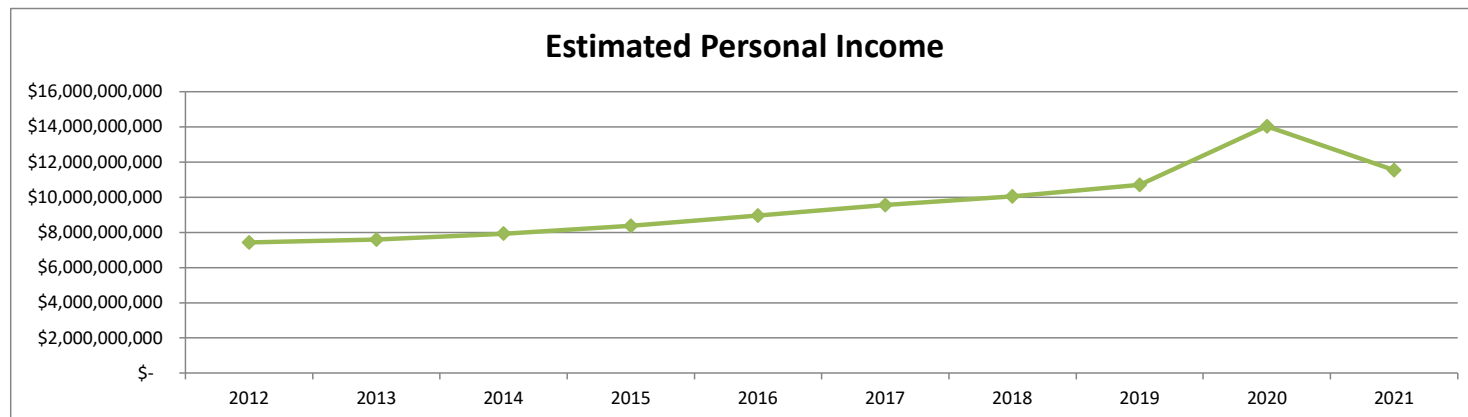
BEAUFORT COUNTY, SOUTH CAROLINA

DEMOGRAPHIC AND ECONOMIC STATISTICS LAST TEN FISCAL YEARS

<u>Fiscal Year</u>	<u>Estimated Population (1)</u>	<u>Per Capita Personal Income (1)</u>	<u>Estimated Personal Income</u>	<u>Unemployment Margin</u>	<u>Unemployment Rate (2)</u>
2012	164,684	\$ 45,122	\$ 7,430,871,448	119,562	8.8%
2013	168,049	45,222	7,599,511,878	122,827	8.8%
2014	171,838	46,137	7,928,089,806	125,701	7.9%
2015	175,852	47,664	8,381,809,728	128,188	5.6%
2016	179,589	49,914	8,964,005,346	129,675	5.0%
2017	183,149	52,147	9,550,670,903	131,002	4.0%
2018	186,844	53,766	10,045,854,504	133,078	3.4%
2019	188,715	56,711	10,702,216,365	132,004	3.3%
2020	192,122	73,043	14,033,216,365	119,079	7.4%
2021	189,517	60,894	11,540,448,198	128,623	3.7%

(1) - Source: United States Census Bureau

(2) - Source: United States Department of Labor - Bureau of Labor Statistics



BEAUFORT COUNTY, SOUTH CAROLINA

PRINCIPAL EMPLOYERS CURRENT YEAR AND NINE YEARS AGO

Employer	2021			2012		
	Employees	Rank	Percentage of Total County Employment	Employees	Rank	Percentage of Total County Employment
Beaufort County School District	2,853	*	*	3,159	*	*
Beaufort County	1,261	*	*	*	*	*
Beaufort Memorial Hospital	*	*	*	*	*	*
Publix Super Markets Inc	*	*	*	*	*	*
Sea Pines Resort LLC	*	*	*	*	*	*
Carecore National LLC (Evicore)	*	*	*	*	*	*
Cypress Club Inc.	*	*	*	*	*	*
Hargray Communications Group Inc	*	*	*	*	*	*
Technical College of the Lowcountry	*	*	*	*	*	*
Mariners Inn	*	*	*	*	*	*
Sodexo, Inc.	*	*	*	*	*	*

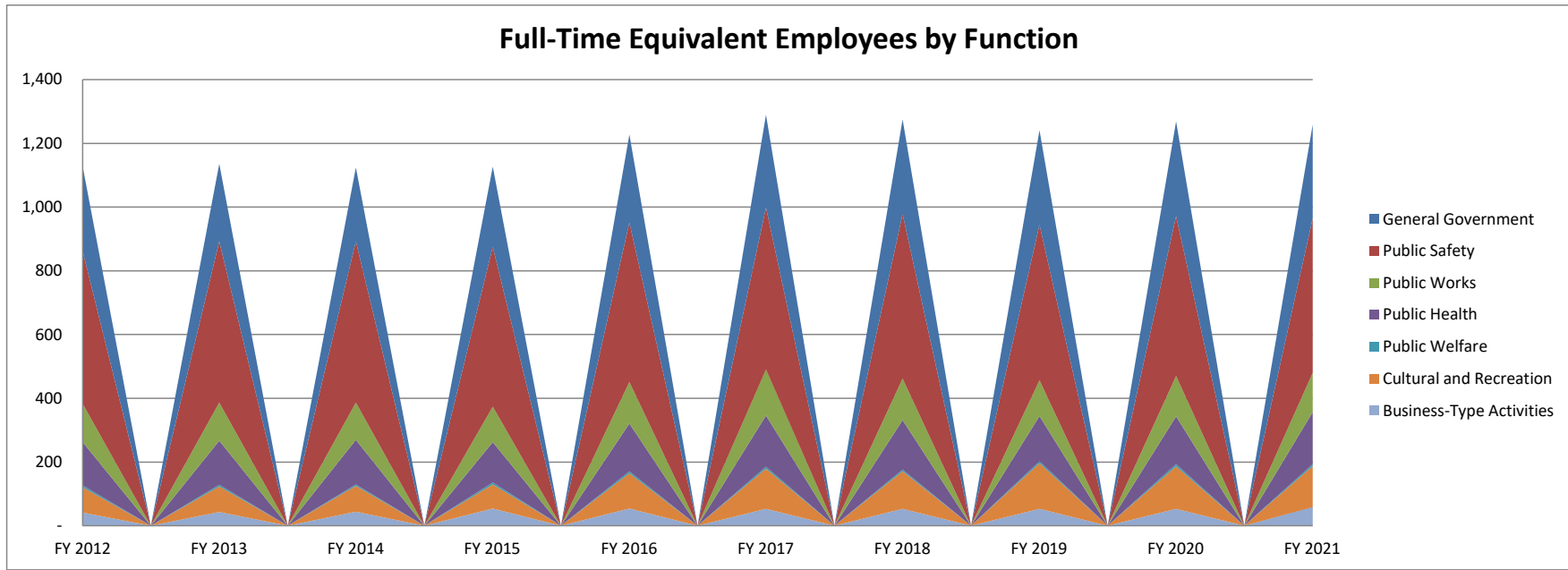
* Specific information related to those employers was deemed confidential by the South Carolina Department of Employment & Workforce.

BEAUFORT COUNTY, SOUTH CAROLINA

FULL-TIME EQUIVALENT EMPLOYEES BY FUNCTION LAST TEN FISCAL YEARS

	<u>FY 2012</u>	<u>FY 2013</u>	<u>FY 2014</u>	<u>FY 2015</u>	<u>FY 2016</u>	<u>FY 2017</u>	<u>FY 2018</u>	<u>FY 2019</u>	<u>FY 2020</u>	<u>FY 2021</u>
General Government	266	244	232	252	275	291	297	297	298	294
Public Safety	479	505	505	501	501	507	516	487	501	485
Public Works	120	120	117	111	130	145	130	113	127	123
Public Health	136	138	140	127	150	161	156	142	150	164
Public Welfare	6	6	5	6	6	6	5	6	7	6
Cultural and Recreation	79	80	81	76	111	126	118	143	133	128
Business-Type Activities	42	43	44	54	54	53	53	53	53	59
Total Full-Time Employees	1,128	1,136	1,124	1,127	1,227	1,289	1,275	1,241	1,269	1,259

Source: Beaufort County Employee Services



BEAUFORT COUNTY, SOUTH CAROLINA

CAPITAL ASSET STATISTICS BY FUNCTION LAST TEN FISCAL YEARS

	<u>FY 2012</u>	<u>FY 2013</u>	<u>FY 2014</u>	<u>FY 2015</u>	<u>FY 2016</u>	<u>FY 2017</u>	<u>FY 2018</u>	<u>FY 2019</u>	<u>FY 2020</u>	<u>FY 2021</u>
<u>General Government</u>										
Number of Parcels Owned	234	245	249	284	293	299	302	312	312	312
Acreage of County-Owned Land	13,739	15,161	15,247	15,344	15,682	15,890	15,894	15,967	15,967	15,967
Miles of Paved (Maintained) Road	200	202	205	208	211	211	211	211	211	211
Miles of Unimproved Road	106	104	101	98	95	95	95	95	95	95
Total Miles of Road	<u>306</u>	<u>306</u>	<u>306</u>	<u>306</u>	<u>306</u>	<u>306</u>	<u>306</u>	<u>306</u>	<u>306</u>	<u>306</u>
Number of Vehicles	39	59	47	48	56	58	61	65	65	67
<u>Public Safety</u>										
Number of Vehicles	345	388	388	387	377	408	425	433	433	435
<u>Public Works</u>										
Number of Vehicles	90	92	91	89	98	105	112	113	113	96
<u>Public Health</u>										
Number of Vehicles	57	63	60	63	70	71	78	87	87	93
<u>Public Welfare</u>										
Number of Vehicles	2	3	3	3	3	5	5	5	5	9
<u>Cultural & Recreation</u>										
Total Acreage of Parks and Leisure Service-Owned Land	930	930	930	930	930	930	930	930	930	930
Number of Community Centers	13	13	13	13	13	13	13	13	13	13
Number of Playgrounds	20	20	20	20	20	20	20	20	20	20
Number of Football Fields	10	10	10	10	10	10	10	10	10	10
Number of Gymnasiums	4	4	4	4	4	4	4	4	4	4
Number of Basketball Courts	15	15	15	15	15	15	18	18	18	18
Number of Tennis Courts	21	21	21	21	21	21	21	21	21	21
Number of Baseball/Softball Fields	34	34	34	34	34	34	34	34	34	34
Number of Soccer Fields	23	23	23	23	23	23	23	23	23	23
Number of Passive Parks	6	6	6	3	6	6	6	6	6	6
Number of Racquetball Courts	2	2	2	2	2	2	4	4	4	4
Number of Fitness Centers	1	1	1	1	1	1	2	2	2	2
Number of Boat Landings	25	25	25	25	25	25	25	25	25	25
Number of Vehicles	28	31	31	31	31	31	35	35	35	35

Source: Beaufort County

BEAUFORT COUNTY, SOUTH CAROLINA

OPERATING INDICATORS BY FUNCTION LAST TEN FISCAL YEARS

	<u>FY 2012</u>	<u>FY 2013</u>	<u>FY 2014</u>	<u>FY 2015</u>	<u>FY 2016</u>	<u>FY 2017</u>	<u>FY 2018</u>	<u>FY 2019</u>	<u>FY 2020</u>	<u>FY 2021</u>
<u>Detention Center (1)</u>										
Inmates booked	N/A	N/A	N/A	N/A	N/A	N/A	4,142	3,907	3,154	2,809
Average Daily Population (ADP)	N/A	N/A	N/A	N/A	N/A	N/A	177	180	154	111
<u>Emergency Medical Services (1)</u>										
Number of Calls Responded to	13,799	12,744	14,906	14,350	15,121	15,507	15,751	16,360	16,391	18,198
<u>Building Codes and Enforcement (1)</u>										
Permits issued	N/A	N/A	N/A	N/A	N/A	N/A	3,299	4,023	3,671	3,448
Plans reviewed	N/A	N/A	N/A	N/A	N/A	N/A	1,056	1,136	1,184	1,354
Inspections completed	N/A	N/A	N/A	N/A	N/A	N/A	14,061	14,319	14,184	13,532
Violations issued	N/A	N/A	N/A	N/A	N/A	N/A	N/A	1,710	1,745	1,628
Complaints received	N/A	N/A	N/A	N/A	N/A	N/A	N/A	114	210	193
<u>Animal Services (1)</u>										
Intake	4,770	4,524	4,274	3,271	3,276	3,116	3,408	3,013	2,502	2,160
Euthanasia rate	1,750	1,228	1,046	731	566	385	436	364	330	182
<u>Mosquito Control (1)</u>										
Service requests	N/A	N/A	N/A	N/A	N/A	N/A	611	966	776	979
<u>Parks and Recreation (1)</u>										
Athletic registrations - youth	N/A	N/A	N/A	N/A	N/A	N/A	N/A	5,328	3,653	4,506
Athletic registrations - adults	N/A	N/A	N/A	N/A	N/A	N/A	N/A	1,421	1,206	1,607
Pool admissions	N/A	N/A	N/A	N/A	N/A	N/A	N/A	13,280	4,087	3,754
<u>Registered Voters (2)</u>										
Beaufort County	100,320	111,168	100,320	101,761	113,271	115,600	119,685	122,447	132,338	146,633
State of South Carolina	2,722,280	2,932,402	2,722,287	2,948,772	3,153,521	3,196,012	3,085,276	3,147,589	3,329,755	3,579,119

(1) - **Source:** Beaufort County

(2) - **Source:** South Carolina State Election Commission

N/A - Data Not Available

COMPLIANCE SECTION



INDEPENDENT AUDITOR'S REPORT ON INTERNAL CONTROL OVER FINANCIAL REPORTING AND ON COMPLIANCE AND OTHER MATTERS BASED ON AN AUDIT OF FINANCIAL STATEMENTS PERFORMED IN ACCORDANCE WITH *GOVERNMENT AUDITING STANDARDS*

**County Council
of Beaufort County
Beaufort, South Carolina**

We have audited, in accordance with auditing standards generally accepted in the United States of America and the standards applicable to financial audits contained in *Government Auditing Standards*, issued by the Comptroller General of the United States, the financial statements of the governmental activities, the business-type activities, each major fund, and the aggregate remaining fund information of **Beaufort County, South Carolina** (the "County"), as of and for the year ended June 30, 2021, and the related notes to the financial statements, which collectively comprise Beaufort County, South Carolina's basic financial statements, and have issued our report thereon dated January 19, 2022.

Internal Control Over Financial Reporting

In planning and performing our audit of the financial statements, we considered the County's internal control over financial reporting (internal control) as a basis for designing audit procedures that are appropriate in the circumstances for the purpose of expressing our opinions on the financial statements, but not for the purpose of expressing an opinion on the effectiveness of the County's internal control. Accordingly, we do not express an opinion on the effectiveness of the County's internal control.

A *deficiency in internal control* exists when the design or operation of a control does not allow management or employees, in the normal course of performing their assigned functions, to prevent, or detect and correct misstatements on a timely basis. A *material weakness* is a deficiency, or a combination of deficiencies, in internal control, such that there is a reasonable possibility that a material misstatement of the entity's financial statements will not be prevented, or detected and corrected on a timely basis. A *significant deficiency* is a deficiency, or a combination of deficiencies, in internal control that is less severe than a material weakness, yet important enough to merit attention by those charged with governance.

Our consideration of internal control was for the limited purpose described in the first paragraph of this section and was not designed to identify all deficiencies in internal control that might be material weaknesses or significant deficiencies. Given these limitations, during our audit we did not identify any deficiencies in internal control that we consider to be material weaknesses. However, material weaknesses may exist that have not been identified.

Compliance and Other Matters

As part of obtaining reasonable assurance about whether the County's financial statements are free from material misstatement, we performed tests of its compliance with certain provisions of laws, regulations, contracts and grant agreements, noncompliance with which could have a direct and material effect on the financial statements. However, providing an opinion on compliance with those provisions was not an objective of our audit and, accordingly, we do not express such an opinion. The results of our tests disclosed no instances of noncompliance or other matters that are required to be reported under *Government Auditing Standards*.

Purpose of this Report

The purpose of this report is solely to describe the scope of our testing of internal control and compliance and the results of that testing, and not to provide an opinion on the effectiveness of the entity's internal control or on compliance. This report is an integral part of an audit performed in accordance with *Government Auditing Standards* in considering the entity's internal control and compliance. Accordingly, this communication is not suitable for any other purpose.

Savannah, Georgia
January 19, 2022

Mauldin & Jenkins, LLC



INDEPENDENT AUDITOR'S REPORT ON COMPLIANCE FOR EACH MAJOR FEDERAL PROGRAM AND REPORT ON INTERNAL CONTROL OVER COMPLIANCE REQUIRED BY THE UNIFORM GUIDANCE

**County Council
of Beaufort County
Beaufort, South Carolina**

Report on Compliance for Each Major Federal Program

We have audited **Beaufort County, South Carolina's** (the "County") compliance with the types of compliance requirements described in the *OMB Compliance Supplement* that could have a direct and material effect on each of the County's major federal programs for the year ended June 30, 2021. The County's major federal program is identified in the summary of audit results section of the accompanying schedule of findings and questioned costs.

Management's Responsibility

Management is responsible for compliance with the requirements of federal statutes, regulations, and the terms and conditions of its federal awards applicable to its federal programs.

Auditor's Responsibility

Our responsibility is to express an opinion on compliance for the County's major federal program based on our audit of the types of compliance requirements referred to above. We conducted our audit of compliance in accordance with auditing standards generally accepted in the United States of America; the standards applicable to financial audits contained in *Government Auditing Standards*, issued by the Comptroller General of the United States; and the audit requirements of Title 2 U.S. *Code of Federal Regulations* Part 200, *Uniform Administrative Requirements, Cost Principles, and Audit Requirements for Federal Awards* (Uniform Guidance). Those standards and the Uniform Guidance require that we plan and perform the audit to obtain reasonable assurance about whether noncompliance with the types of compliance requirements referred to above that could have a direct and material effect on the major federal program occurred. An audit includes examining, on a test basis, evidence about the County's compliance with those requirements and performing such other procedures as we considered necessary in the circumstances.

We believe that our audit provides a reasonable basis for our opinion on compliance for the major federal program. However, our audit does not provide a legal determination of the County's compliance.

Opinion on Each Major Federal Program

In our opinion, the County complied, in all material respects, with the types of compliance requirements referred to above that could have a direct and material effect on its major federal program for the year ended June 30, 2021.

Report on Internal Control Over Compliance

Management of the County is responsible for establishing and maintaining effective internal control over compliance with the types of compliance requirements referred to above. In planning and performing our audit of compliance, we considered the County's internal control over compliance with the types of requirements that could have a direct and material effect on each major federal program to determine the auditing procedures that are appropriate in the circumstances for the purpose of expressing an opinion on compliance for each major federal program, and to test and report on internal control over compliance in accordance with the Uniform Guidance, but not for the purpose of expressing an opinion on the effectiveness of internal control over compliance. Accordingly, we do not express an opinion on the effectiveness of the County's internal control over compliance.

A deficiency in internal control over compliance exists when the design or operation of a control over compliance does not allow management or employees, in the normal course of performing their assigned functions, to prevent, or detect and correct, noncompliance with a type of compliance requirement of a federal program on a timely basis. A *material weakness in internal control over compliance* is a deficiency, or combination of deficiencies, in internal control over compliance, such that there is a reasonable possibility that material noncompliance with a type of compliance requirement of a federal program will not be prevented, or detected and corrected, on a timely basis. A *significant deficiency in internal control over compliance* is a deficiency, or a combination of deficiencies, in internal control over compliance with a type of compliance requirement of a federal program that is less severe than a material weakness in internal control over compliance, yet important enough to merit attention by those charged with governance.

Our consideration of internal control over compliance was for the limited purpose described in the first paragraph of this section and was not designed to identify all deficiencies in internal control over compliance that might be material weaknesses or significant deficiencies. We did not identify any deficiencies in internal control over compliance that we consider to be material weaknesses. However, material weaknesses may exist that have not been identified.

The purpose of this report on internal control over compliance is solely to describe the scope of our testing of internal control over compliance and the results of that testing based on the requirements of the Uniform Guidance. Accordingly, this report is not suitable for any other purpose.

Mauldin & Jenkins, LLC

Savannah, Georgia
January 19, 2022

BEAUFORT COUNTY, SOUTH CAROLINA

**SCHEDULE OF EXPENDITURES OF FEDERAL AWARDS
FOR THE FISCAL YEAR ENDED JUNE 30, 2021**

	Federal CFDA Number	Project / Award Number	Federal Award Expended	Passed Through to Subrecipients
<u>U.S. Department of Housing and Urban Development</u>				
HOME Investments Partnership Program - Lowcountry Regional HOME Consortium	14.239	M17-DC-45-0210	\$ 492,068	\$ 492,068
Total U.S. Department of Housing and Urban Development			<u>\$ 492,068</u>	<u>\$ 492,068</u>
<u>U.S. Department of Justice</u>				
State Criminal Alien Assistance Program	16.606	2020-AP-BX-0769	1,652	-
Direct Program:				
Coronavirus Emergency Supplemental Funding Program	16.034	2020-VD-BX-1345	97,937	-
Direct Program:				
BJA FY19 Edward Byrne Memorial Justice Assistance Grant (JAG) Program - Local Solicitation	16.738	2020-DJ-BX-0138	20,162	-
Total JAG programs			<u>20,162</u>	<u>-</u>
Total U.S. Department of Justice			<u>\$ 119,751</u>	<u>\$ -</u>
<u>U.S. Department of Transportation</u>				
Direct Programs:				
Federal Aviation Administration, Airport Improvement Programs				
Lady's Island Airport, Rehabilitate Runway 7/25 Lighting (Including PAPI's, REILs and Electrical Vault); Rehabilitate Taxiway Lighting (Including Lighted Signs)	20.106	3-45-0008-014-2018	\$ 3,661	\$ -
Lady's Island Airport, CARES ACT	20.106	3-45-0008-015-2020	30,000	-
Hilton Head Island Airport, Runway 21 Extension, Taxiway F Infield Drainage Improvements and Mitigation, Runway 21 EMAS, Runway 03 Extension	20.106	3-45-0030-039-2016	415,015	-
Hilton Head Island Airport, Extend Runway 3 (297 feet - includes EMAS) - Phase II, Acquire Land for Runway OFA and Taxiway A Relocation (Partial Reimbursement for Relocation Expenses)	20.106	3-45-0030-040-2017	35,308	-
Hilton Head Island Airport, Acquire Land (Fee simple, easement and relocation- Runway OFA and Taxiway A and F)	20.106	3-45-0030-042-2018	515	-
Hilton Head Island Airport, CARES ACT	20.106	3-45-0030-044-2020	846,867	-
Hilton Head Island Airport, Terminal Rehab/Renovation, Design & Construction – Phase 1;	20.106	3-45-0030-045-2020	1,339,573	-
Hilton Head Island Airport, Commercial Apron Expansion, Design & Construction	20.106	3-45-0030-046-2020	477,162	-
Total Airport Improvement Program			<u>3,148,100</u>	<u>-</u>
Transit Services Programs Cluster				
Passed through SC Department of Transportation				
Enhanced Mobility of Seniors and Individuals with Disabilities	20.513	PT-215510-62	50,000	-
Total Transit Services Programs Cluster			<u>50,000</u>	<u>-</u>
Total U.S. Department of Transportation			<u>\$ 3,198,100</u>	<u>\$ -</u>

BEAUFORT COUNTY, SOUTH CAROLINA

**SCHEDULE OF EXPENDITURES OF FEDERAL AWARDS
FOR THE FISCAL YEAR ENDED JUNE 30, 2021**

	Federal CFDA Number	Project / Award Number	Federal Award Expended	Passed Through to Subrecipients
<u>US Department of Treasury:</u>				
Pass through the State of Georgia Office of Planning and Budget:				
Coronavirus Aid Relief & Economic Security Act Grant - COVID-19	21.019	SA-0798	\$ 200,736	\$ -
Total U.S. Department of Treasury			<u>\$ 200,736</u>	<u>\$ -</u>
<u>U.S. Department of Health and Human Services</u>				
Passed through SC Department of Social Services				
Child Support Enforcement IV-D Transaction Reimbursement	93.563	1901SCCES	\$ 102,431	\$ -
Child Support Enforcement IV-D Incentive Payments	93.563	1901SCCES	5,864	-
Child Support Enforcement IV-D Service of Process Payments	93.563	1901SCCES	6,320	-
Child Support Enforcement IV-D Filing Fees	93.563	1901SCCES	10,650	-
Total Child Support Enforcement			<u>125,265</u>	<u>-</u>
Passed through SC Health and Human Services Finance Commission				
Collaborator/Coordinator - Medicaid Contract	93.778	A20220545A	103,616	-
Total Medicaid Cluster			<u>103,616</u>	<u>-</u>
Passed through SC Department of Alcohol and Other Drug Abuse Services (SC DAODAS)				
SC DAODAS Block Grant	93.959	BEA-BG-20	382,568	-
SAPT BG Assessment	93.959	BEA-BG-20	13,600	-
DAODAS Peer Support Specialist (SOR)	93.788	BEA-SOR-20	13,141	-
Total Substance Abuse Prevention and Treatment (SAPT)				
Pass-Through from SC DAODAS			<u>409,309</u>	<u>-</u>
Direct Program				
Provider Relief Fund AND American Rescue Plan (ARP) Rural Distribution	93.498	HHS-80028397738	117,088	-
Total U.S. Department of Health and Human Services			<u>\$ 755,278</u>	<u>\$ -</u>
<u>U.S. Department of Homeland Security</u>				
Passed through the Office of the SC Adjutant General, Emergency Management Division				
FEMA Disaster Grant - Public Assistance - Hurricane Dorian	97.036	FEMA-4464-DR-SC	\$ 48,492	\$ -
FEMA Disaster Grant - Public Assistance - Hurricane Matthew	97.036	FEMA-4286-PA-SC	542,174	-
FEMA Disaster Grant - Public Assistance - Covid-19 Pandemic	97.036	FEMA-4492-DR-SC	8,033	-
Total Emergency Management Division			<u>598,700</u>	<u>-</u>
Passed through the Office of the SC Adjutant General				
Fiscal Year 2019 Local Emergency Management Performance Grant	97.042	19EMPG01	13,500	-
Fiscal Year 2020 Local Emergency Management Performance Grant	97.042	20EMPG01	52,645	-
Fiscal Year 2020 Local Emergency Management Performance Grant	97.042	20EMPG-S01	21,847	-
Total Local Emergency Management Performance			<u>87,992</u>	<u>-</u>
Passed through SC Law Enforcement Division				
Low Country Regional WMD Bomb Squad, Beaufort County, SC	97.067	20SHSP04	67,003	-
Low Country Regional WMD SWAT Team, Beaufort County, SC	97.067	20SHSP11	61,342	-
Low Country Regional WMD Medical Assistance Team, Beaufort County, SC	97.067	20SHSP36	35,183	-
Low Country Regional WMD Bomb Squad, Beaufort County, SC	97.067	19SHSP04	3,108	-
Low Country Regional WMD SWAT Team, Beaufort County, SC	97.067	19SHSP11	2,915	-
Total Passed through SC Law Enforcement Division			<u>169,550</u>	<u>-</u>
Transportation Security Administration				
Law Enforcement Officer Reimbursement Agreement Program	97.090	HSTS0216HSLR742	49,565	-
Total U.S. Department of Homeland Security			<u>\$ 905,806</u>	<u>\$ -</u>
Grand Total of Fiscal Year 2021 Schedule of Expenditures of Federal Awards			<u>\$ 5,671,739</u>	<u>\$ 492,068</u>

BEAUFORT COUNTY, SOUTH CAROLINA

NOTES TO THE SCHEDULE OF EXPENDITURES OF FEDERAL AWARDS FOR THE FISCAL YEAR ENDED JUNE 30, 2021

NOTE 1. BASIS OF PRESENTATION

Basis of Presentation

The accompanying schedule of expenditures of federal awards includes the federal grant activity of Beaufort County, South Carolina (the "County"), and is presented on the modified accrual basis of accounting for governmental fund types and the accrual basis of accounting for the proprietary fund types. The County reporting entity is defined in Note 1 to the County's basic financial statements. The information in this schedule is presented in accordance with the requirements of Title 2 U.S. *Code of Federal Regulations* Part 200, *Uniform Administrative Requirements, Cost Principles, and Audit Requirements for Federal Awards* (Uniform Guidance). Therefore, some amounts presented in the schedule may differ from amounts presented in, or used in the preparation of, the basic financial statements.

De-Minimis Indirect Cost Rate

During the year ended June 30, 2021, the County did not use the 10% de-Minimis indirect cost rate.

Non-Cash Awards

There were no federal awards expended in the form of noncash assistance during the fiscal year. There were also no loans or loan guarantees outstanding at year-end.

BEAUFORT COUNTY, SOUTH CAROLINA
SCHEDULE OF FINDINGS AND QUESTIONED COSTS
FOR THE FISCAL YEAR ENDED JUNE 30, 2021

SECTION I
SUMMARY OF AUDIT RESULTS

Financial Statements

Type of auditor's report issued Unmodified

Internal control over financial reporting:
 Material weaknesses identified? ___ Yes X No

Significant deficiencies identified not considered
 to be material weaknesses? ___ Yes X None Reported

Noncompliance material to financial statements noted? ___ Yes X No

Federal Awards

Internal control over major programs:
 Material weaknesses identified? ___ Yes X No

Significant deficiencies identified not considered
 to be material weaknesses? ___ Yes X No

Type of auditor's report issued on compliance for major programs Unmodified

Any audit findings disclosed that are required to be reported in
 accordance with the Uniform Guidance ___ Yes X No

Identification of major programs:

CFDA Number

20.106

Name of Federal Program or Cluster

U.S. Department of Transportation

Federal Aviation Administration, Airport Improvement Programs

Dollar threshold used to distinguish between Type A and Type B programs: \$750,000

Auditee qualified as low-risk auditee? ___ Yes X No

BEAUFORT COUNTY, SOUTH CAROLINA
SCHEDULE OF FINDINGS AND QUESTIONED COSTS
FOR THE FISCAL YEAR ENDED JUNE 30, 2021

SECTION II
FINANCIAL STATEMENT FINDINGS AND RESPONSES

None reported.

SECTION III
FEDERAL AWARDS FINDINGS AND QUESTIONED COSTS

None reported.

BEAUFORT COUNTY, SOUTH CAROLINA

SCHEDULE OF PRIOR YEAR FINDINGS FOR THE FISCAL YEAR ENDED JUNE 30, 2021

2020-001. General Accounting Matters

Criteria: Internal control is a process designed to provide reasonable assurance about the achievement of an entity's objectives with regard to the reliability of financial reporting, effectiveness and efficiency of operations, and compliance with applicable laws and regulations. Internal control is a process of safeguarding assets against unauthorized acquisition, use, or disposition, and includes controls related to financial reporting and operational objectives.

Generally accepted accounting principles require assets, liabilities, revenues and expenditures/expenses to be recognized in the accounting period in which they become earned, measurable (and available for modified accrual funds). Further, a fundamental principle in accounting and financial reporting is the notion of timely recognition and recording of financial and non-financial transactions and activities.

Condition: Certain accounting, reporting and reconciling procedures were not properly performed and reviewed during the fiscal year, which required a significant effort to close the County's 2020 fiscal year. Significant adjustments were required to be recorded. We noted deficiencies in completeness, accuracy, and cut off. Specifically, we noted a lack of accurate financial and non-financial information needed to properly maintain general ledgers, subsidiary ledgers, reconciliations and to close-out and report activities, events and transactions on a periodic basis.

Auditee Response/ Status: Resolved.

2020-002. Bank Reconciliations

Criteria: Internal controls should be in place to provide reasonable assurance that reconciliations of cash balances to their bank accounts are reviewed and approved by management.

Condition: During our testing of cash balances, we noted the bank reconciliation for the Payroll checking account had an unexplained difference between the general ledger balance and the reconciled cash balance of \$206,547.

Auditee Response/ Status: Resolved.

2020-003. Timeliness of Federal Drawdowns

Criteria: Airport Improvement Program Grant guidelines require that reimbursement of grant expenditures be submitted on a timely basis.

Condition: Grant expenditures were not being submitted in a timely manner during the fiscal year ended June 30, 2020.

Auditee Response/ Status: Resolved.

BEAUFORT COUNTY, SOUTH CAROLINA
SCHEDULE OF PRIOR YEAR FINDINGS
FOR THE FISCAL YEAR ENDED JUNE 30, 2021

2020-004. Timeliness of Completing the Federal Financial Report (SF-425) Submission

Criteria: Airport Improvement Program Grant guidelines require that the Federal Financial Report form be submitted during the required period as outlined in the Airport Improvement Program guidelines.

Condition: The Federal Financial Report form was not submitted during the permitted time for the fiscal year ended June 30, 2020.

Auditee Response/ Status: Resolved.