

COUNTY COUNCIL OF BEAUFORT COUNTY
 ADMINISTRATION BUILDING
 BEAUFORT COUNTY GOVERNMENT ROBERT SMALLS COMPLEX
 100 RIBAUT ROAD
 POST OFFICE DRAWER 1228
 BEAUFORT, SOUTH CAROLINA 29901-1228
 TELEPHONE: (843) 255-2180
 www.bcgov.net

D. PAUL SOMMERVILLE
 CHAIRMAN

GERALD W. STEWART
 VICE CHAIRMAN

COUNCIL MEMBERS

RICK CAPORALE
 MICHAEL E. COVERT
 GERALD DAWSON
 BRIAN E. FLEWELLING
 STEVEN G. FOBES
 YORK GLOVER, SR.
 ALICE G. HOWARD
 STEWART H. RODMAN
 ROBERTS "TABOR" VAUX

GARY T. KUBIC
 COUNTY ADMINISTRATOR

JOSHUA A. GRUBER
 DEPUTY COUNTY ADMINISTRATOR

THOMAS J. KEAVENY, II
 COUNTY ATTORNEY

ASHLEY M. BENNETT
 CLERK TO COUNCIL

AGENDA
FINANCE COMMITTEE

Thursday, May 18, 2017
 3:00 p.m.

Executive Conference Room, Administration Building
 Beaufort County Government Robert Smalls Complex
 100 Ribaut Road, Beaufort

Committee Members:
 Jerry Stewart, Chairman
 Michael Covert, Vice Chairman
 Rick Caporale
 Gerald Dawson
 Brian Flewelling
 Steven Fobes
 Stu Rodman

Staff Support:
 Suzanne Gregory, Employee Services Director
 Alicia Holland, CPA, Assistant County Administrator, Finance
 Chanel Lewis, CGFO, Controller

1. CALL TO ORDER – 3:00 P.M.
2. DISCUSSION / BEAUFORT COUNTY / FISCAL YEAR 2017-2018 BUDGET PROPOSAL ([backup](#))
 - A. Beaufort County Registration and Election Board ([backup](#))
 - B. Burton Fire District ([backup](#))
 - C. Hilton Head Island Recreation Association ([backup](#))
 - D. Palmetto Breeze ([backup](#))
3. DISCUSSION / FISCAL YEAR 2017 – 2018 AIRPORTS BUDGET (ENTERPRISE FUND)
4. DISCUSSION / FISCAL YEAR 2017 – 2018 STORMWATER MANAGEMENT UTILITY BUDGET (ENTERPRISE FUND)
5. A RESOLUTION DESIGNATING PUBLIC OFFICIALS TO EXERCISE THE POWERS PRESCRIBED IN BEAUFORT COUNTY CODE OF ORDINANCES CHAPTER 74, ARTICLE IV UNFIT DWELLING PURSUANT TO THE AUTHORITY GRANTED IN SECTION 31-15-330 OF THE *CODE OF LAWS OF SOUTH CAROLINA, 1976, AS AMENDED* (BEAUFORT COUNTY CODE ENFORCEMENT DIRECTOR AND BEAUFORT COUNTY BUILDING INSPECTIONS DIRECTOR) ([backup](#))
6. DISCUSSION / BEAUFORT COUNTY SCHOOL DISTRICT / FISCAL YEAR 2017-2018 OPERATING BUDGET PROPOSAL ([backup](#))
7. UPCOMING GENERAL OBLIGATION BOND / BOND ANTICIPATION NOTE INFORMATION ([backup](#))
8. ADJOURNMENT

2017 Strategic Plan Committee Assignments

USC-Beaufort/TCL Campus Building
 Comprehensive Impact Fee Review
 Priority Investment – Capital Projects Long-Term Prioritized Requirements
 Comprehensive Financial Plan: Revenues and Expenditures
 Salary and Compensation Study Implementation
 Reserve Policy: Revision
 Countywide Information Technology Plan
 Budget FY 2017-2018: Tax



Bennett, Ashley

From: rcdadgag@aol.com
Sent: Monday, May 1, 2017 2:26 PM
To: Bennett, Ashley
Cc: Gruber, Joshua; Kubic, Gary; Smalls, Marie
Subject: Beaufort County Finance Committee Agenda

Ashley Bennett Clerk to Council
Josh Gruber, Dep County Administrator
Gary Kubic County Administrator

We would like to be placed on your Finance Committee Agenda soon, to discuss The Election Office construction and renovation project.

We feel that this project, due to its importance, should be approved quickly and not be strung out over a long period of time.

We have requested an addition and some changes to our Elections office.

We have been informed that Phase one: 2037 SF warehouse addition is approved at \$213,885 has been approved

Phase Two: 3400 SF interior renovation, minor exterior work at \$225,000

Phase Three: Covered walkway \$63,975

We would like to be placed on your Finance Committee Agenda to discuss the importance of the necessary funding to complete

this total construction and renovation project. We would appreciate completion as soon as possible so that we might comply with the security guidelines of the Election Requirements for storage, maintenance and handling of the large amount of equipment needed to conduct Elections.


As you know, many elections are required by our County, Our State Legislative body and the Federal Government.

Thank you for your attention to this request,

T.S. "Ron" Clifford, Chair
Beaufort County Registration and Election Board

Board of Voter Registration and Elections of Beaufort County

2017–2018 Facility Upgrade



Introduction

- ▶ Approximately 17 years ago, it was determined that more operational and storage space was needed
- ▶ 2006 the department was moved to a temporary rental facility at 15 John Galt Rd.
- ▶ 10 years later County purchased the temporary (current) facility with intent of making improvements
- ▶ FY 2015–2016 County allocated \$250,000 to add 1500 sq. ft. of additional storage space

Current Facility Status

- ▶ No improvement has been made to the existing facility
- ▶ \$250,000 allocations was not expended due of Facilities Maintenance delays (Funds carried over)
 - Site Plan Review and Permitting
 - Easement acquisitions
 - Architectural/Engineering and Designs
 - Stormwater Planning and approval , etc.

Planned Facility Improvements

▶ Security

- Secure external and internal passage ways
- Add Security systems as recommended by the SC National Guard/Homeland Security to ensure
- voting machines and equipment safety

▶ Operations

- Staff revised workstations for voters' privacy
- Adequate space for office supplies and equipment
- Adequate space to accommodate temporary workers when needed

Planned Facility Improvements (Con't)

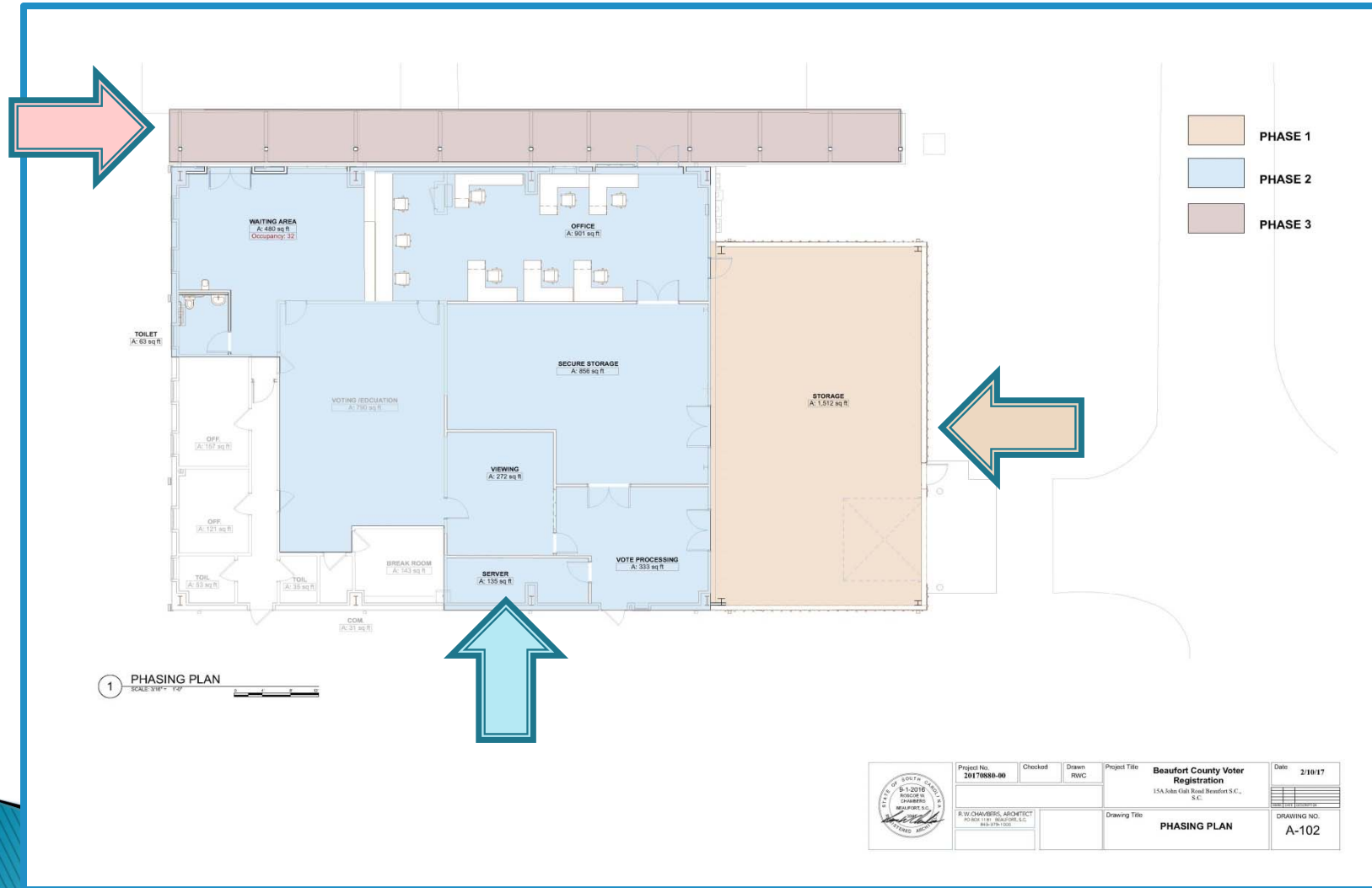
▶ Voter Services

- Enlarge voter processing area
- Add Public restroom(s)
- Better accommodations for voters with disabilities and special needs
- Covered walkway (Protection from the elements)

▶ Secured Equipment Storage Area

- Voting Machines
- Laptop computers
- Ballot tabulating equipment
- Communication packs, etc

Plans of Proposed Changes



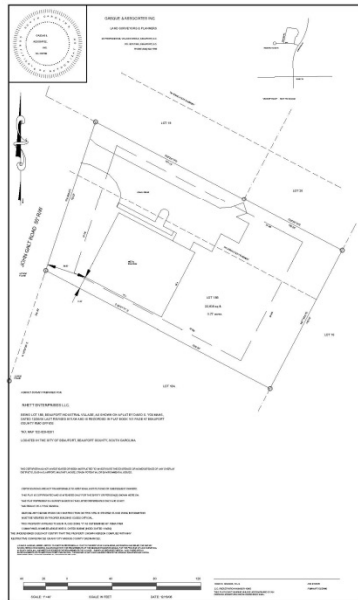
Estimated Cost Projections

- ▶ 1533 sq. ft. for equipment storage– \$213,885
- ▶ 3,400 sq. ft. existing interior renovations and minor exterior work– \$225,000
- ▶ Voter protection covered walkway– \$63,975
- ▶ Total estimated cost: \$502,860 (less \$250,000 previously allocated) = \$252,860 needed.

Total Capital Budget Request

- ▶ \$253,000 to complete interior and exterior renovations and to include covered walkway
- ▶ Will save money if all phases of the project are done concurrently
- ▶ Will need to be completed prior to June 2018
Primaries

Rendition of Completed Project




2 CONCEPT SKETCH
SCALE: 1/8" = 1'-0"

	Project No. 20170830-00	Checked RWC	Drawn RWC	Project Title Beaufort County Voter Registration 15A John Giblin Road Beaufort S.C., S.C.	Date 1/31/17
	R.W. CHAMBERS, ARCHITECT 14120 S. 15th St. Beaufort, S.C. 29915	Drawing Title EXISTING SURVEY			DRAWING NO. C101

The End

*Thank
You*



**HARRY G. ROUNTREE
FIRE CHIEF**

WORK: (843) 255-8011



**36 BURTON HILL RD
BEAUFORT, SC 29906**

FAX: (843) 521-5540

DUTY ♦ HONOR ♦ PRIDE

<http://www.Burtonfd.org>

ISO CLASS 2

Burton Fire District

FY 2017	Revenue	Expenditures	Millage Rate
Operations	4,946,814	5,202,274	62.42
Debt Service	385,268	385,268	5.74

FY2018	Revenue	Expenditures	Millage Rate
Operations	5,112,442	5,554,308	64.53
Debt Service	385,268	385,268	5.26

- Expenditure request presented is with 1.33 cola
- The expenditure request includes contract money of \$430,000
- The majority of expenditure increases are due to Retirement and Insurance .
- Request to increase the millage to the cap (2.11)
- No new employees.

Hilton Head Island Recreation Association Inc.
Data obtained from IRS Form 990

	2015 (2014 Form 990)	2014 (2013 Form 990)	2013 (2012 Form 990)
<u>Assets</u>			
Cash and Investments	\$ 921,021	822,270	740,988
Receivables	3,257	8,182	8,487
Prepaid Expenses and deferred charges	<u>8,599</u>	<u>9,346</u>	<u>4,082</u>
	932,877	839,798	753,557
Capital Assets	1,450,269	1,402,423	1,291,658
Accumulated Depreciation	<u>(795,943)</u>	<u>(737,992)</u>	<u>(731,645)</u>
	654,326	664,431	560,013
Other Assets	<u>122,998</u>	<u>117,207</u>	<u>101,104</u>
Total Assets	<u>\$ 1,710,201</u>	<u>\$ 1,621,436</u>	<u>\$ 1,414,674</u>
<u>Liabilities</u>			
Accounts Payable and accrued expenses	\$ 84,156	\$ 88,573	\$ 86,923
Deferred Revenue	136,812	104,251	81,822
Other Liabilities	<u>35,192</u>	<u>28,543</u>	<u>23,354</u>
Total Liabilities	<u>256,160</u>	<u>221,367</u>	<u>192,099</u>
Total net assets/fund balance	<u>1,454,041</u>	<u>1,400,069</u>	<u>1,222,575</u>
Total liabilities and net assets/fund balance	<u>\$ 1,710,201</u>	<u>\$ 1,621,436</u>	<u>\$ 1,414,674</u>

Hilton Head Island Recreation Association Inc.
Data obtained from IRS Form 990

	2015 (2014 Form 990)	2014 (2013 Form 990)	2013 (2012 Form 990)
Number of Employees	111	97	93
Number of Volunteers	150	300	587
 Revenues			
Program Service Revenue			
Summer Day Camp	\$ 238,277	\$ 184,757	\$ 150,007
After-School Club	197,316	194,931	186,247
Beaufort County Pool	-	135,000	-
Youth Soccer	124,278	126,654	121,244
Discovery Club	89,037	103,378	88,910
Beaufort County Programs	64,000	-	64,000
Other Program Service Revenue	604,944	509,626	499,297
Contributions and Grants			
Government Contributions	768,440	815,094	702,913
Other Contributions, gifts and grants	112,152	117,124	128,528
Other Revenue (net fundraising efforts)	60,707	85,269	96,810
Interest Revenue	6,532	19,771	13,684
Total Revenues	<u>2,265,683</u>	<u>2,291,604</u>	<u>2,051,640</u>
 Expenses			
Personnel (salaries, wages, benefits, payroll taxes)	1,098,765	1,085,517	1,018,264
Professional and purchased services	198,805	256,661	147,559
Youth Soccer	78,603	73,283	71,374
Summer Day Camp	68,769	58,447	49,254
Rec Center Pool	47,014	-	-
Facility	45,149	-	-
All other expenses	589,030	565,445	629,972
Depreciation	85,576	74,757	75,375
Total Expenses	<u>2,211,711</u>	<u>2,114,110</u>	<u>1,991,798</u>
Excess of revenue over expenses	53,972	177,494	59,842
Net Assets/Fund Balance, beginning	<u>1,400,069</u>	<u>1,222,575</u>	<u>1,162,733</u>
Net Assets/Fund Balance, ending	<u>\$ 1,454,041</u>	<u>\$ 1,400,069</u>	<u>\$ 1,222,575</u>

BEAUFORT COUNTY PAYMENT HISTORY
HILTON HEAD ISLAND RECREATION

VENDOR NAME	ORG	ORG DESC	FISCAL YEAR	AMOUNT	FULL DESC
HILTON HEAD ISLAND	10001602	PALS AQUATICS PROGRAM	2007	60,000	LEARN TO SWIM PROGRAM/POOLS
HILTON HEAD ISLAND	10001603	PALS HILTON HEAD PROGRAMS	2007	20,000	2ND INSTALLMENT/SOB
HILTON HEAD ISLAND	10001603	PALS HILTON HEAD PROGRAMS	2007	20,000	FIRST INSTALLMENT/HH
HILTON HEAD ISLAND	10001603	PALS HILTON HEAD PROGRAMS	2007	20,000	FINAL INSTALLMENT/PALS
HILTON HEAD ISLAND	10001603	PALS HILTON HEAD PROGRAMS	2007	20,000	THIRD INSTALLMENT/SOB
2007 Total				<u>140,000</u>	
HILTON HEAD ISLAND	10001602	PALS AQUATICS PROGRAM	2008	20,000	1ST QTR INSTALLMENT
HILTON HEAD ISLAND	10001602	PALS AQUATICS PROGRAM	2008	60,000	ANNUAL DIRECT SUBSIDY
HILTON HEAD ISLAND	10001603	PALS HILTON HEAD PROGRAMS	2008	20,000	THIRD INSTALLMENT
HILTON HEAD ISLAND	10001603	PALS HILTON HEAD PROGRAMS	2008	20,000	2ND INSTALLMENT
HILTON HEAD ISLAND	10001603	PALS HILTON HEAD PROGRAMS	2008	20,000	MAY08 CONTRIBUTION
2008 Total				<u>140,000</u>	
HILTON HEAD ISLAND	10001602	PALS AQUATICS PROGRAM	2009	60,000	ANNUAL DIRECT SUBSIDY
HILTON HEAD ISLAND	10001603	PALS HILTON HEAD PROGRAMS	2009	2,000	FINAL INSTALLMENT
HILTON HEAD ISLAND	10001603	PALS HILTON HEAD PROGRAMS	2009	18,000	BAL DUE-FINAL INSTALLMENT
HILTON HEAD ISLAND	10001603	PALS HILTON HEAD PROGRAMS	2009	20,000	2ND INSTALLMENT OCT 08
HILTON HEAD ISLAND	10001603	PALS HILTON HEAD PROGRAMS	2009	20,000	JULY08 QRTL Y PAYMENT
HILTON HEAD ISLAND	10001603	PALS HILTON HEAD PROGRAMS	2009	20,000	3RD INSTALLMENT
2009 Total				<u>140,000</u>	
HILTON HEAD ISLAND	10001602	PALS AQUATICS PROGRAM	2010	60,000	LEARN TO SWIM PROGRAM
HILTON HEAD ISLAND	10001603	PALS HILTON HEAD PROGRAMS	2010	20,000	1ST QTR INSTALLMENT
HILTON HEAD ISLAND	10001603	PALS HILTON HEAD PROGRAMS	2010	20,000	OCT-DEC 09 CONTRIBUTION
HILTON HEAD ISLAND	10001603	PALS HILTON HEAD PROGRAMS	2010	20,000	PROG. SUBSIDY JAN-MAY10
HILTON HEAD ISLAND	10001603	PALS HILTON HEAD PROGRAMS	2010	20,000	QUARTERLY PROGRAMS
2010 Total				<u>140,000</u>	
HILTON HEAD ISLAND	10001602	PALS AQUATICS PROGRAM	2011	60,000	POOL OPERATION SUPPORT
HILTON HEAD ISLAND	10001603	PALS HILTON HEAD PROGRAMS	2011	20,000	QUARTERLY PROGRAM FUNDING
ISLAND RECREATION	10001603	PALS HILTON HEAD PROGRAMS	2011	20,000	CONT FUNDS-JUL10-OCT10
ISLAND RECREATION	10001603	PALS HILTON HEAD PROGRAMS	2011	20,000	QUARTERLY PROGAM FEE
ISLAND RECREATION	10001603	PALS HILTON HEAD PROGRAMS	2011	20,000	QTL Y FUNDING FY10-11
2011 Total				<u>140,000</u>	
ISLAND RECREATION	10001602	PALS AQUATICS PROGRAM	2012	60,000	ANNUAL POOL SUPPORT
ISLAND RECREATION	10001603	PALS HILTON HEAD PROGRAMS	2012	20,000	FY2012 QTRL Y SUBSIDY
ISLAND RECREATION	10001603	PALS HILTON HEAD PROGRAMS	2012	20,000	QTRL Y PROGRAM FUNDING
ISLAND RECREATION	10001603	PALS HILTON HEAD PROGRAMS	2012	20,000	QTRL Y PROGRAM FUNDING
ISLAND RECREATION	10001603	PALS HILTON HEAD PROGRAMS	2012	20,000	QTRL Y PROGRAM FUNDING
2012 Total				<u>140,000</u>	
ISLAND RECREATION	10001602	PALS AQUATICS PROGRAM	2013	60,000	ANNUAL POOL OPERATION SUPPORT
ISLAND RECREATION	10001603	PALS HILTON HEAD PROGRAMS	2013	20,000	1ST QTR PROGRAM FUNDING
ISLAND RECREATION	10001603	PALS HILTON HEAD PROGRAMS	2013	20,000	QUARTERLY PROGRAM FUNDING
ISLAND RECREATION	10001603	PALS HILTON HEAD PROGRAMS	2013	20,000	QUARTERLY PROGRAM FUNDING
ISLAND RECREATION	10001603	PALS HILTON HEAD PROGRAMS	2013	20,000	QUARTERLY PROGRAM FUNDING
2013 Total				<u>140,000</u>	

BEAUFORT COUNTY PAYMENT HISTORY
HILTON HEAD ISLAND RECREATION

VENDOR NAME	ORG	ORG DESC	FISCAL YEAR	AMOUNT	FULL DESC
ISLAND RECREATION	10001602	PALS AQUATICS PROGRAM	2014	60,000	ANNUAL POOL OPERATION SUPPORT
ISLAND RECREATION	10001602	PALS AQUATICS PROGRAM	2014	75,000	ANNUAL POOL OPERATION SUPPORT
ISLAND RECREATION	10001603	PALS HILTON HEAD PROGRAMS	2014	20,000	QTRLY PROGRAM FUNDING 7/1/13
ISLAND RECREATION	10001603	PALS HILTON HEAD PROGRAMS	2014	20,000	QUARTERLY PROGRAM FUNDING
ISLAND RECREATION	10001603	PALS HILTON HEAD PROGRAMS	2014	20,000	QUARTERLY PROGRAM FUNDING
ISLAND RECREATION	10001603	PALS HILTON HEAD PROGRAMS	2014	20,000	QRTLY PROGRAM FUNDING
			2014 Total	<u>215,000</u>	
ISLAND RECREATION	10001603	PALS HILTON HEAD PROGRAMS	2015	20,000	QUARTERLY PROGRAM FUNDING
ISLAND RECREATION	10001603	PALS HILTON HEAD PROGRAMS	2015	20,000	QUARTERLY PROGRAM FUNDING
ISLAND RECREATION	10001603	PALS HILTON HEAD PROGRAMS	2015	60,000	ANNUAL POOL OPERATION
ISLAND RECREATION	10001603	PALS HILTON HEAD PROGRAMS	2015	20,000	QUARTERLY PROGRAM FUNDING
ISLAND RECREATION	10001603	PALS HILTON HEAD PROGRAMS	2015	20,000	QUARTERLY PROGRAM FUNDING
			2015 Total	<u>140,000</u>	
ISLAND RECREATION	10001603	PALS HILTON HEAD PROGRAMS	2016	20,000	QTRLY PROGRAM FUNDING
ISLAND RECREATION	10001603	PALS HILTON HEAD PROGRAMS	2016	60,000	ANNUAL POOL OPERATION SUPPORT
ISLAND RECREATION	10001603	PALS HILTON HEAD PROGRAMS	2016	20,000	QUARTERLY PROGRAM FUNDING
ISLAND RECREATION	10001603	PALS HILTON HEAD PROGRAMS	2016	20,000	QTRLY PROGRAM FUNDING
ISLAND RECREATION	10001603	PALS HILTON HEAD PROGRAMS	2016	20,000	QTRLY PROGRAM FUNDING: APR MAY JUN
			2016 Total	<u>140,000</u>	
ISLAND RECREATION	10001603	PALS HILTON HEAD PROGRAMS	2017	20,000	JUL/AUG/SEPT PROGAM FUNDING
ISLAND RECREATION	10001603	PALS HILTON HEAD PROGRAMS	2017	60,000	ANNUAL POOL OPERATION SUPPORT
ISLAND RECREATION	10001603	PALS HILTON HEAD PROGRAMS	2017	20,000	PROGRAM FUNDING: OCT/NOV/DEC 2016
ISLAND RECREATION	10001603	PALS HILTON HEAD PROGRAMS	2017	20,000	JAN-MAR 2017 PROGRAM FUNDING
			2017 Total	<u>120,000</u>	
			Grand Total	<u><u>\$ 1,595,000</u></u>	

There will be one more payment in Fiscal Year 2017 for the quarter beginning April 1, 2017 and ending June 30, 2017, in the amount of \$20,000.

Hilton Head Island Recreation Association
Beaufort County Funding Request
FY 2018

General Information:

The following request is designed to enrich the recreational opportunities provided by the Hilton Head Island Recreation Association; which, through our partnership, enhances the County's services to the residents of Hilton Head Island.

The Association is requesting an increase of \$75,000 in pool support for FY 18. This brings back the Association's funding level to FY14, which was \$215,000.

Request for FY 18: \$215,000

Pool Operations: Support pool operations	\$ 135,000
The pool at the Island Recreation Center is the only public pool on Hilton Head Island. It is open 7 days a week and had over 65,773 participant visits in 2016. These funds help implement the agreement between the School District and County to provide swim lessons to elementary school students county wide.	
Programs: Support senior and youth programs	\$ 80,000
The program support allows us to provide scholarships to families and helps offer recreation programs to senior residents. In 2016, the Association provided \$261,332 in scholarship funds to needy families.	
	\$ <u>215,000</u>

In 2017, the County funded 9% of the Association's overall budget. The Association's Board raises 91% of its annual budget through program fees, fundraising, community events and support from the Town.

The Numbers:

Program Numbers (2016)

The Association had over 246,688 program participant and event visits.

The user percentages are as follows:

17 & under:	67%
18- 49:	19%
50 & older:	14%

The Island Recreation Association's Board of Directors appreciates the support of County Council and Staff. Please let us know if you'll need additional information to support our request.

Beaufort County
Parks and Leisure Services
General Fund Appropriation

	FY 2017	FY 2016	FY 2015
PALS Total General Fund Appropriation	\$ 3,113,584	\$ 3,106,370	\$ 3,118,292
Direct Contribution to Hilton Head Island Recreation	\$ 140,000	\$ 140,000	\$ 140,000
PALS HHI Appropriation	\$ 106,054	\$ 106,054	\$ -
HHI Recreation Services appropriation	\$ 246,054	\$ 246,054	\$ 140,000
PALS Aquatic Services appropriation <i>4 county owned/operated pools</i>	\$ 975,194	\$ 972,162	\$ 1,002,788
PALS General Fund Appropriation less HHI Recreation Services & Aquatic Services	\$ 1,892,336	\$ 1,888,154	\$ 1,975,504

May 1, 2017

Alicia Holland,
Chief Financial Officer, Beaufort County
106 Industrial Village Road, Building 2
Beaufort, SC 29906

RE: Fiscal Year 2017-2018 Budget Request – 3rd Revision

Dear Ms. Holland:

The Lowcountry Regional Transportation Authority d.b.a. Palmetto Breeze appreciates the opportunity to submit the following budget request to Beaufort County. Palmetto Breeze respectfully requests **\$207,344** for Fiscal Year 2017-2018 for the provision of public transportation throughout the Lowcountry region including Beaufort County rural services and the urban services in the Bluffton / Hilton Head area. This request includes **\$117,187** of local match for the rural grant and **\$90,157** local match for the urban grant.

History

LRTA has been a rural (5311) transportation provider since its inception. The SCDOT administers the rural grant funding and when combined with fares, state match, and local match accounts for the revenue necessary to operate the system. Historically, the local match has been provided by the counties of Allendale, Beaufort, Colleton, Hampton, and Jasper as well as the Town of Hilton Head Island.

As of February 9, 2017, the LRTA has been approved by the Federal Transit Administration (FTA) as a direct recipient for urban (5307) funds designated for the Hilton Head Island / Bluffton urbanized area.

Current Local Match Needs

The rural (5311) grants for FY 2017-18 have been allocated by the SCDOT. The SCDOT grant funding has increased from \$981,378 in FY 15-16 to \$1,181,374 for FY17-18 requiring \$286,378 in local match. The additional grant funds will ensure that LRTA has the funds needed for vehicle replacement as well as annual operating costs. The chart that follows illustrates the local match responsibilities for the rural grant by percentage of ridership as well the actual amounts contributed last fiscal year by each county.

5311-Rural Area FY17-18

	Ridership FY 16	% of ridership	Local Match FY17-18	Actual Match received 16-17	Anticipated Shortfall FY17-18
Beaufort	75,903	40.92%	117,187	169,097	
Jasper	21,327	11.50%	32,927	18,500	14,427
Colleton	12,610	6.80%	19,469	5,000	14,469
Hampton	40,509	21.84%	62,542	27,280	35,262
Allendale	35,140	18.94%	54,253	62,500	(8,247)
Town of Hilton Head				200,000	
Total	185,489	100.00%	286,378	396,377	55,910

5307-Urban Area FY17-18

The urban (5307) grant for FY 17-18 is for a total project cost of \$1,295,900 of which the grant pays for \$787,270. LRTA will need \$379,075 in local match for this project. This match is provided by the Town of Bluffton, the Town of Hilton Head Island, and Beaufort County based on the population of the urban area. This grant includes one additional trolley bus, one additional cutaway bus, and other capital items such as bus shelters and signage. The grant also covers a portion of the operating cost.

	Population	%	Local match
Town of Bluffton	12,530	17.90%	\$ 40,023
Town of Hilton Head	37,099	52.99%	\$116,481
Unincorporated Beaufort County	20,378	29.11%	\$ 65,088
Totals	70,007	100%	\$223,592

5307-Urban Area FY16-17

The urban (5307) grant for FY15-16 & 16-17 is for a total project cost of \$1,976,102 of which the grant pays for \$1,629,361. LRTA will need \$257,881 in local match for this project. This match is provided by the Town of Bluffton, the Town of Hilton Head Island, and Beaufort County based on the population of the urban area. This grant includes three trolley buses (or similar heavy duty vehicles), six cutaway buses, facility generator, mobile operations building, other capital items such as bus shelters and signage. The grant also covers a portion of the operating cost.

	Population	%	Local Match	Less Encumbrance
Town of Bluffton	12,530	17.90%	\$ 46,161	\$46,161
Town of Hilton Head	37,099	52.99%	\$136,651	\$50,000
Beaufort County	20,378	29.11%	\$ 75,069	\$50,000
Totals	70,007	100%	\$257,881	\$146,161

Beaufort County did commit \$50,000 match from the FY16-17 budget. The amount still needed from Beaufort County to match the initial urban grant is \$25,069.

Local Commitment

Like most public transit systems, Palmetto Breeze relies on local, state, and federal funds to subsidize expenses. Palmetto Breeze appreciates the commitment Beaufort County has made over the years by investing in the regional public transportation system. The funding provided by Beaufort County has played a vital role in the continuation of commuter route services as well as the expansion towards new services. This year's request will go towards the subsidization of public transportation operating and administration expenditures including vehicle operator's wages, fuel, maintaining capital equipment, parts and supplies as well as the launch of new services in the urbanized area of Bluffton / Hilton Head.

Please contact me at 843-757-5781 or via email at mfranzoni@palmettobreezetransit.com should you have any questions or concerns regarding this request. Thank you for your time and attention to this matter. We look forward to another safe and successful year with Beaufort County as our partner!

Sincerely,

Mary Lou Franzoni
Executive Director

Cc: Joshua Gruber, Deputy County Administrator

FY2017-2018 BUDGET

April 24, 2017



FY2017-2018 Budget

Identification of Budget Priorities

I. Retreat Priorities

- A. South Carolina Retirement System Increases - \$1,200,000
- B. Reduction in Local Government Fund - \$600,000
- C. Full Implementation of Salary and Compensation Survey - \$600,000
- D. First Year Step/Merit Increases - \$1,900,000
- E. Recurring Capital for IT Infrastructure - \$1,000,000

Post Budget Release Changes:

Increase in Health Insurance
Stop-Loss Premiums - 6% (\$300,000)



FY2017-2018 Budget

FY2016-2017/FY2017-2018 Revenue Comparison

Non-Ad Valorem Revenue

FY2015-2016

\$26,852,051

FY2016-2017

\$26,952,051

**Adjustments include:
Charges for Services**

\$100,000



FY2017-2018 Budget

FY2016-2017/FY2017-2018 Revenue Comparison

Ad Valorem Tax Collections

FY2016-2017

\$89,416,574

FY2017-2018

\$95,935,749

Adjustments Include:

Growth (3.0%) - \$2,682,468

Proposed Milage increase – +2.12



FY2017-2018 Budget

FY2016-2017/FY2017-2018 Expenditures Comparison

County Administrations Operations

FY2016-2017

\$71,280,306

FY2017-2018

\$72,367,306

Adjustments include:

Records Management	-\$15,000	Public Works	\$430,000
Detention Center	\$50,000	Assessor	\$35,000
Library	\$31,000	Employee Services	-\$183,000
Information Technology	\$225,000	Legal	-\$4,000
GIS	\$10,000	Public Defender	\$120,000
Animal Services	\$70,000	Traffic	-\$60,000
Planning & Zoning	\$70,000*	Building Codes	\$50,000
Purchasing	-\$12,000	Passive Parks	\$140,000
Grant Writer	\$75,000	Economic Development	\$40,000

FY2016-2017 Budget

County Administrations Operations Breakout

Public Works **\$430,000**

- Solid Waste

- Increase in disposal costs due to increase in volume of solid waste being disposed

- No revenue being generated from recycling

Information Technology **\$225,000**

- Staffing Needs

- Project Manager

- Network Security Analyst

- Microsoft License Fees



FY2016-2017 Budget

County Administrations Operations Breakout

Passive Parks

\$140,000

- Hire Director
 - Benefits
 - Computer/Cell Phone, etc.
 - Vehicle

Public Defender

\$120,000

- Salary adjustments to retain personnel
- Hiring of 1 Additional FTE



FY2016-2017 Budget

County Administrations Operations Breakout

Administration

- Records Management - (\$15,000)
 - Reduction in services contracts due to digitizing of records
- Detention Center - \$50,000
 - Increase in inmate medical services costs
- Library - \$31,000
 - Conversion of 1PTE to 1FTE
- GIS - \$10,000
 - Increase in Pictometry Licensing Costs
- Animal Services - \$70,000
 - Increase in spay and neuter costs
 - Increase in medical/veterinary costs



FY2016-2017 Budget

County Administrations Operations Breakout

Administration Continued

- Planning and Zoning \$70,000
 - Additional FTE for Affordable Housing
- Purchasing (\$12,000)
 - Reduction in costs for online vendor registration and bidding system
- Finance \$75,000
 - Additional FTE for Grants Writer
- Assessor \$35,000
 - Overtime Associated with 5 year Reassessment
- Legal (\$4,000)
 - Reduction in operational expenses



FY2016-2017 Budget

County Administrations Operations Breakout

Administration Continued

- Traffic Management (\$60,000)
 - Replacement of specialty equipment complete
- Building Codes \$50,000
 - New FTE for Assistant Flood Plain Manager



ANY QUESTIONS?



Beaufort County, South Carolina
Fiscal Year 2018 Fire District Budgets and Millage Rates

5/17/2017

	Change in Millage Rate	Fiscal Year 2018 Proposed			Fiscal Year 2017 Approved		
		Revenues	Expenditures	Millage Rate	Revenues	Expenditures	Millage Rate
Bluffton Fire District Operations	0.06	\$ 13,663,186	\$ 14,032,311	24.70	\$ 12,873,433	\$ 12,789,870	24.64
Bluffton Fire District Debt Service	<u>-0.06</u>	\$ 572,000	\$ 569,000	<u>1.04</u>	\$ 574,700	\$ 567,720	<u>1.10</u>
Total Millage Rate	0.00			25.74			25.74
Burton Fire District Operations ¹	2.11	\$ 5,112,442	\$ 5,554,308	64.53	\$ 5,164,548	\$ 5,422,374	62.42
Burton Fire District Debt Service	<u>0.00</u>	\$ 385,268	\$ 385,268	<u>5.26</u>	\$ 385,268	\$ 385,268	<u>5.26</u>
Total Millage Rate	2.11			69.79			67.68
Daufuskie Island Fire District Operations	1.83	\$ 1,180,282	\$ 1,180,282	60.27	\$ 1,142,613	\$ 1,142,613	58.44
Daufuskie Island Fire District Debt Service	<u>0.00</u>	\$ -	\$ -	<u>-</u>	\$ -	\$ -	<u>-</u>
Total Millage Rate	1.83			60.27			58.44
Lady's Island/St. Helena Is. Fire District Operations	1.34	\$ 5,746,643	\$ 5,746,688	39.26	\$ 5,509,396	\$ 5,509,396	37.92
Lady's Island/St. Helena Is. Fire District Debt Service	<u>-0.09</u>	\$ 309,237	\$ 309,237	<u>2.11</u>	\$ 312,137	\$ 312,137	<u>2.20</u>
Total Millage Rate	1.25			41.37			40.12
Sheldon Fire District Operations	1.46	\$ 1,350,160	\$ 1,350,160	38.32	\$ 1,304,607	\$ 1,304,607	36.86
Sheldon Fire District Debt Service	<u>1.75</u>	\$ 139,259	\$ 139,259	<u>3.95</u>	\$ 72,500	\$ 72,500	<u>2.20</u>
Total Millage Rate	3.21			42.27			39.06

Note 1: The expenditures include \$430,000 funded by contract revenue.

BLUFFTON TOWNSHIP FIRE DISTRICT

357 FORDING ISLAND ROAD
BLUFFTON, SOUTH CAROLINA 29909
843-757-2800 • FAX 843-757-7305

April 25, 2017

Councilman XXXXXX
XXXXXXXXXXXXXXXXXX
Bluffton, SC 29909
VIA E-mail

RE: Bluffton Township Fire District FY2018 Budget Request

Dear Councilman XXXXX,

I hope this letter finds you well. Please find attached the FY2018 budget request for the Bluffton Township Fire District. This request was approved for submittal to the County Council by the Fire Board on April 18, 2017. There are some contingencies in the request which pertain to two (2) new administrative positions and six (6) new operations positions for the next Bluffton fire station which will be located off of Hampton Parkway to serve the growing area. The Hampton Lake community is nearing the five (5) mile ISO insurance line and is continuing to build at a rapid pace. It is my concern that if the station is not constructed by FY2020 the District will experience a similar problem to that encountered in Palmetto Bluff and Colleton River. The Hampton Parkway station is an item in the District's current Strategic Plan.

In the position request for the Firefighters there is reference to SAFER grant funding. SAFER stands for Staffing for Adequate Fire and Emergency Response and is a federally funded grant program. The District is pursuing a SAFER grant to staff the new fire station and we estimate the savings to our taxpayers to be approximately 1.3 million dollars. In the event the SAFER grant is not awarded, the District will phase in the hiring over the next three fiscal years to ease the salary burden on any one year and allow revenues to catch up to the growth. I plan on bringing the full station package to the Council soon and am meeting with County staff to prepare.

The budget request attached does not require a tax increase. Although it appears the revenue projected by the first run of numbers is slightly less than the expenditures, none of the new positions requested will be staffed until January 2018 to provide adequate time to track actual revenue and make adjustments. Historically, the numbers provided for guidance each year are very conservative and actual revenues generally exceed the projections.

Should you have any questions or wish to discuss the budget request further please do not hesitate to call on me. I look forward to answering any questions you may have. I appreciate your continued support of the Fire District.

Respectfully,

John W. Thompson, Jr.
Fire Chief

Bluffton Township Fire District – Budget Request FY2018

FY2017	Revenue	Expenditures	Millage Rate
Operations	\$12,873,433	\$12,789,870	24.64
Debt Service	\$574,700	\$567,720	1.10
TOTAL			25.74
FY2018	Revenue	Expenditures	Millage Rate
Operations	\$13,663,186	\$14,032,311	24.70
Debt Service	\$572,000	569,000	1.04
TOTAL			25.74

- The Bluffton Township Fire District requests \$14,032,311 (24.70 mils) to fund the operational needs of the fire department for FY2018.
- The Bluffton Township Fire District requests \$572,000 (1.04 mils) to fund the debt service requirements of the fire department for FY2018.
- The operating request includes the following:
 - 1.67% longevity increases for those who qualify. (minimum 1 year of service)
 - 1.33% cost of living adjustments for all line employees (Recruit Firefighter – Line Battalion Chief)
 - Up to 1.33% merit increases for all Administrative Staff based on performance.
 - Up to a 4% increase in health insurance costs based on trend information. This will likely be lower and possibly even flat. However, it is June before the final numbers are available and we budget conservatively.
 - Slight increases in payroll taxes due to the increases in salary as there was no change from the Federal Government on employer withholding rates.
 - 2% increases in state retirement as the South Carolina Public Employees Benefit Authority (PEBA) substantially increased its withholding requirements on employers in an effort to shore up the state pension systems (SCRS and PORS).
 - Slight increases in Worker’s Compensation insurance from the State Accident Fund.
 - Routine increases of up to 10% in all utility areas such as internet service electric, water and sewer, pest control, and garbage collection. These increases result from standard rate increases from our vendors but also include the addition of the new fire station 36 (Colleton River) as the District will assume liability for utilities once the station is completed in mid FY18.
 - Routine increases up to 5% in the costs to train employees based on increases from vendors providing training services such as the South Carolina Fire

Academy, the National Registry of Emergency Medical Technicians, the Alabama Fire College, the National Fire Academy, and the Health and Safety Institute.

- Routine increases in the costs of professional services such as liability insurance on District vehicles and facilities, and our auditor.

- The Administration realizes the projected revenues do not meet the expenditure level requested. In the event, revenue collections are not keeping pace with expenditures, the Administration will take the necessary steps to limit the amount of expenditures to match the revenue stream. The following items are prioritized for defunding should the need arise:
 - **First Priority for Removal – Facilities Maintenance Technician:** The hiring of an additional position for facilities maintenance. This position will be placed on hold until at least January 2018 to verify funding is adequate. In the event funding is not adequate the position will be removed from the FY2018 operating budget and reassessed for FY2019. Total cost savings to the District - \$83,500.
 - **Second Priority for Removal – Medical Training Officer:** The hiring of a medical training officer to assist the Training Division will be placed on hold until at least January 2018 to verify funding is adequate. In the event funding is not adequate the position will be removed from the FY2018 operating budget and reassessed for FY2019. Total cost savings to the \$88,000.
 - **Third Priority for Removal – New Hires for the Hampton Parkway Fire Station:** In the event the District receives the SAFER grant for the staffing, the positions will remain in the budget as the majority of the cost is paid for through the grant program. In the event the District does not receive the SAFER grant, the six (6) initial positions will be evaluated in January 2018 as to the availability of funding. If the revenue stream will not support the hiring of the positions, one (1) or more may be deferred to FY2019. Total cost savings to the District - \$218,000.

DAUFUSKIE ISLAND FIRE DISTRICT
PERSONNEL COST FY 2018

	ACTUAL BUDGET FY' 2016	ACTUAL BUDGET FY' 2017	PROPOSED BUDGET FY' 2018
PERSONNEL COST			
50020 SALARIES AND WAGES	<u>657,016</u>	<u>670,998</u>	<u>682,204</u>
TOTAL PAYROLL	657,016	670,998	682,204
 EMPLOYEE BENEFITS:			
50100 FICA @ 6.2%	40,735	41,602	42,296
50110 MEDICARE @1.45%	9,527	9,729	9,891
50130 RETIREMENT @14.74%	87,646	89,111	100,557
50140 GROUP HEALTH INS	183,600	183,600	197,761
50150 WORKERS COMP	38,000	39,000	39,000
50170 EMPLOYER UNEMPLOYMENT @0.837% OF \$156,000	<u>1,306</u>	<u>1,306</u>	<u>1,306</u>
TOTAL EMPLOYEE BENEFITS	360,814	364,348	390,811
 TOTAL PERSONNEL COST	 1,017,830	 1,035,346	 1,073,015
 TOTAL OPERATING COST	 107,267	 107,267	 107,267
 GRAND TOTAL	 1,125,097	 1,142,613	 1,180,282

The increase in this budget reflects the following:

1.67 % longevity for firefighters.

Health insurance increase of 7.71%

Mandated increase in retirement from 13.34% to 14.74%.

Total budget increase is 1.03% increase.



LADY'S ISLAND – ST. HELENA FIRE DISTRICT
 237 SEA ISLAND PARKWAY
 BEAUFORT, SOUTH CAROLINA 29907
 PHONE: 843-525-7692 FAX: 843-525-7689



BRUCE KLINE, CHIEF

GORDON BOWERS, CHAIRMAN

Lady's Island-St. Helena Fire District

FY 2017	Revenue	Expenditures	Millage Rate
Operations	5,509,396	5,509,396	37.92
Debt Service	312,137	312,137	2.2

FY2018	Revenue	Expenditures	Millage
Operations	5,746,643	5,746,688	39.26
Debt Service	309,237	309,237	2.11

- Expenditure request presented is with 2% cost of living
- The expenditure request is minus contract money of \$125,000
- The majority of expenditure increases are due to Retirement and Health Insurance
- The Fire District Commission is requesting a total (operations and debt) millage increase of 1.25 to cover expenditures
- The increase for a \$100,000 owner occupied home is \$5.00 as compared to FY17. Total bill (Operations and Debt) for a \$100,000 home is \$165.48

Sheldon Township Fire District

Post Office Box 129
Sheldon, South Carolina 29941
Office (843) 846-9221
Fax (843) 846-8011
Emergency 911

Walter "Buddy" Jones
Chief

BUDGET SUMMARY

2016/2017 Budget Approved

Personnel Cost-----	\$1,160,647
Operations Cost-----	\$143,960
Total-----	\$1,304,607
Total Debt-S	72,500

2017/2018 Proposed Budget

Personnel Cost-----	\$1,205,600
Operations Cost-----	\$ 144,560
Total-----	\$1,350,160
Total Debt----	\$ 139,259

F/Y 2016 to F/Y 2017 Comparison

\$44,953 Increase In Personnel Cost

\$600 Increase in Operations Cost.

\$66,759 Increase In Debt Service

Total Increase from Current Budget: \$112,312

SHELDON FIRE DISTRICT

2017/2018

BUDGET INCREASE

JUSTIFICATION

Personnel Increases

Salaries promotions and longevity Increase of-----	\$18,367
Payroll taxes Increase of-----	\$1,405
SC PORS Retirement system increase-----	\$14,315
Health insurance premium increase-----	\$10,866
Total increase in personnel cost-----	\$44,953

Operations Increases

Accounting increase-----	\$400
Equipment insurance decrease-----	(\$1000)
Building insurance increase-----	\$1000
Grounds maintenance increase-----	\$200
Total increase in operational cost-----	\$600

Debt increase-----\$66,759

SHELDON FIRE DISTRICT

MILLAGE INFORMATION

2017/2018

Present Mills 36.86 x 34,369 = 1,266,841

BUDGET

Personnel-----1,205,600

Operations -----144,560

Total Budget-----1,350,160

New mill Est. 35,228

MILLS needed for proposed Budget

38.32 new mills increase of 1.46 mills

Debt

3.95 new mills increase of 1.75 mills

Total mills increase-----3.21

RESOLUTION _____

A RESOLUTION DESIGNATING PUBLIC OFFICIALS TO EXERCISE THE POWERS PRESCRIBED IN BEAUFORT COUNTY CODE OF ORDINANCES CHAPTER 74, ARTICLE IV UNFIT DWELLING PURSUANT TO THE AUTHORITY GRANTED IN SECTION 31-15-330 OF THE CODE OF LAWS OF SOUTH CAROLINA, 1976, AS AMENDED.

WHEREAS, S.C. Code Ann. § 31-15-330 provides that upon the adoption of an ordinance finding there exist in a County certain dwellings that are uninhabitable the County may adopt an ordinance relating to those dwellings and provides further that such ordinances may include a provision allowing that a public officer be designated or appointed to exercise the powers prescribed by the Ordinance; and

WHEREAS, on August 11, 2014 Beaufort County Council adopted Ordinance 2014/21 which sets forth procedures which are to be followed when such dwellings are suspected to exist in Beaufort County and further authorizes the County Administrator to designate representatives to perform the functions of public officials as set forth therein; and

WHEREAS, the County Administrator wishes to designate the Beaufort County Code Enforcement Director and Beaufort County Building Inspections Director as his representatives for all purposes contemplated by S.C. Code Ann. § 31-15-330 and Ordinance 2014/21.

NOW, THEREFORE, BE IT RESOLVED THAT effective upon the signing of this Resolution the Beaufort County Code Enforcement Director and the Beaufort County Building Inspections Director are hereby designated to perform the functions of the County Administrator for all purposes contemplated by S.C. Code Ann. § 31-15-330 and Ordinance 2014/21 and the same are further authorized to exercise all powers set forth therein.

Adopted this _____ day of _____, 2017.

COUNTY COUNCIL OF BEAUFORT COUNTY

By: _____
D. Paul Sommerville, Chairman

APPROVED AS TO FORM:

Thomas J. Keaveny, II, County Attorney

ATTEST:

Ashley M. Bennett, Clerk to Council

Special Revenue Funds

Many instructional programs and curricular initiatives are funded through Special Revenue and EIA (Education Improvement Act) funds. Below is a summary of the major instructional initiatives planned for the 2017-2018 school year and the Special Revenue funding sources which will support them. These programs may be supported with general fund money as well.

FY 2018 Utilization of Special Revenue Funds			
Instructional Initiatives	Intended Use of Program	Amounts	Special Revenue Funding Source
Title One	To supplement the core instructional programs at 16 high poverty schools	\$ 6,243,070	Title I, Title I Focus
Special Education	The education of students with special needs in a way that addresses the student's individual differences and needs	\$ 4,510,503	IDEA, ESY and IDEA Preschool Funds
Improving Teacher Quality	Programs focused on preparing, training and recruiting highly effective teachers and principals	\$772,556	Title II-Teacher Quality
English Learners (EL)	An instructional program in English for speakers of other languages (EL) to teach basic vocabulary and grammar to students with a first language other than English	\$ 291,809	Title III
Adult Education	Program to increase adult literacy and to prepare adults for a high school diploma or its equivalency	\$ 546,817	Federal & State Adult Education Funds
Parenting & Family Literacy	Program provides a holistic, fully integrated, family-focused approach, providing parents and children most in need of improving their literacy skills with intensive, frequent and long-term educational and non-educational services.	\$1,076,281	Title I, At Risk Funds
Junior ROTC Program	A federal program sponsored by the United States Armed Forces in high schools to promote citizenship, leadership skills, and patriotism	\$ 1,035,894	Federal JROTC Funds
Summer School for MS & HS grades 6-12	Additional instructional days for most at risk students In grades 6-12 and credit recovery opportunities	\$ 200,000	At Risk Funds
Student Health & Fitness-Nurses	Funding for elementary school nurses	\$696,809	Student Health & Fitness
Migrant Education	Support of high quality education program for migratory children	\$ 135,000	Title I
Career and Technology Education	A planned program of courses and learning experiences that begin to explore options of career awareness	\$ 807,166	Federal & State CATE Funds
9th Grade Orientation	A 1 day orientation for rising 9th graders to augment transition from middle school to high school	\$ 20,000	At Risk Funds
Alternative Education	Program for middle and high school students with chronic discipline issues and violations of law	\$ 1,611,873	At Risk Funds, General Fund
Literacy Coaches	Provide most elementary schools with a Reading Coach to lead Reading Professional Development	\$ 1,128,683	Read to Succeed & At Risk
Summer Reading Camp	State-required program for 3rd graders to increase reading skills, District supports 1st, 2nd and 4th graders with local funds for reading remediation	\$ 1,101,407	State Summer Reading Camp Funds, State Reading Funds, & At Risk Funds
Total		\$ 20,177,868	

Beaufort County School District
 Current, Auto and Delinquent Taxes
 5/16/2017

	2012 ACTUAL	2012 BUDGET	2013 ACTUAL	2013 BUDGET	2014 ACTUAL	2014 BUDGET
		111,193,370		114,078,285		114,868,815
DEC	64,061,170	57.6%	63,058,682	55.3%	61,722,880	53.7%
JAN	39,674,701	93.3%	42,554,452	92.6%	41,768,335	90.1%
FEB	1,778,956	94.9%	1,839,076	94.2%	963,057	90.9%
MAR	1,834,414	96.5%	1,980,402	95.9%	1,693,771	92.4%
APR	1,297,230	97.7%	749,793	96.6%	967,790	93.3%
MAY	1,233,133	98.8%	1,204,091	97.6%	831,583	94.0%
JUNE	2,109,518	100.7%	2,320,836	99.7%	1,431,952	95.2%
Total	111,989,122		113,707,332		109,379,367	
Percentage						
Excess/(Shortfall)		795,752		(370,953)		(5,489,448)

	2015 ACTUAL	2015 BUDGET	2016 ACTUAL	2016 BUDGET	2017 ACTUAL	2017 BUDGET
		114,868,816		126,674,710		131,662,584
DEC	58,649,469	51.1%	59,747,494	47.2%	63,506,510	48.2%
JAN	50,256,455	94.8%	53,574,727	89.5%	32,413,416	72.9%
FEB	1,937,013	96.5%	2,223,824	91.2%	29,005,407	94.9%
MAR	2,257,026	98.5%	2,005,753	92.8%	2,624,463	96.9%
APR	1,682,045	99.9%	1,900,266	94.3%	1,410,757	97.9%
MAY	1,198,267	101.0%	1,495,084	95.5%	-	97.9%
JUNE	1,118,457	101.9%	2,603,809	97.5%	-	97.9%
Total	117,098,732		123,550,957		128,960,553	
Percentage						
Excess/(Shortfall)		2,229,916		(3,123,753)		(2,702,031)

BEAUFORT COUNTY SCHOOL DISTRICT

**Jeffrey Moss, Ed. D., Superintendent
Tonya Crosby, Chief Finance and Operations Officer**

**FY 2017-2018
Preliminary
General Fund
Budget**

**May 18, 2017
Beaufort
County Council
Finance
Committee**

SUMMARY OF FY 2017-2018 INCREASES

Type Increase	Amount	% of Total Increases
State/Federal Mandates	\$ 4,268,885	41%
Local - Enrollment	2,353,400	23%
Operational	1,363,219	13%
Other	2,583,881	25%
Program Expansion	84,480	1%
Total Increases	10,653,865	
Less Decreases	(341,305)	-3%
Net Increases	\$ 10,312,560	
Current Budget	215,451,995	
FY 2017-2018 Preliminary	\$ 225,764,555	

**Beaufort County School District
FY 2018 Budget Discussion**

		A	B	C	D	E
	Opening of New May River HS FY 2016-2017	FY 2016-2017 Projected Actual	FY 2017-2018 Projected Budget	FY 2017-2018 Projected Budget	FY 2017-2018 Projected Budget	FY 2017-2018 Projected Budget
Senate Finance Version	Budget	Actual	Budget	Budget	Budget	Budget
Millage Rate	111.5	111.5	115.96	114.5	113.5	112.5
1 Local						
2 Ad Valorem (Current and Delinquent)-Net of TIFs	131,662,584	132,609,665	139,116,133	137,364,585	136,164,894	134,965,204
3 Penalties and Interest	850,000	850,000	800,000	800,000	800,000	800,000
5 Rent	293,500	293,500	293,500	293,500	293,500	293,500
6 Other Local	350,000	300,000	370,000	370,000	370,000	370,000
7 Total Local Revenue	\$ 133,156,084	\$ 134,053,165	\$ 140,579,633	\$ 138,828,085	\$ 137,628,394	\$ 136,428,704
8 State						
9 Sales Tax Reimbursement on Owner Occupied	44,216,582	44,216,582	44,711,079	44,711,079	44,711,079	44,711,079
11 Fringe Benefits/Retiree Insurance	9,356,150	10,304,552	9,666,234	9,666,234	9,666,234	9,666,234
12 Education Finance Act	12,720,180	13,961,866	11,795,797	11,795,797	11,795,797	11,795,797
13 Reimbursement for Local Property Tax Relief	7,036,261	7,036,261	7,036,261	7,036,261	7,036,261	7,036,261
14 Other State Property Tax (Homestead/Merchant Inv)	2,442,079	2,377,946	2,442,079	2,442,079	2,442,079	2,442,079
15 Other State Revenue (Bus Driver Salary/Misc)	1,490,553	1,490,553	1,200,179	1,200,179	1,200,179	1,200,179
16 Total State Revenue	\$ 77,261,805	\$ 79,387,760	\$ 76,851,629	\$ 76,851,629	\$ 76,851,629	\$ 76,851,629
17 Federal						
18 Other Federal Sources	900,000	739,000	700,000	700,000	700,000	700,000
20 Total Revenue	\$ 211,317,889	\$ 214,179,925	\$ 218,131,262	\$ 216,379,714	\$ 215,180,023	\$ 213,980,333
21 Other Financing Sources						
22 Transfers from Special Revenue	5,015,087	4,716,262	4,975,804	4,975,804	4,975,804	4,975,804
23 Transfers from Other Funds	450,000	450,090	450,000	450,000	450,000	450,000
24 Total Other Financing Sources (Uses)	\$ 5,465,087	\$ 5,166,352	\$ 5,425,804	\$ 5,425,804	\$ 5,425,804	\$ 5,425,804
25 Total Revenue and Other Financing Sources	\$ 216,782,976	\$ 219,346,277	\$ 223,557,066	\$ 221,805,518	\$ 220,605,827	\$ 219,406,137
26 Expenditures	215,451,995	213,451,996	225,764,555	225,764,555	225,764,555	225,764,555
27 Increase(Decrease) in Fund Balance	\$ 1,330,981	\$ 5,894,281	\$ (2,207,489)	\$ (3,959,037)	\$ (5,158,728)	\$ (6,358,418)
28						
29 Beginning Fund Balance	28,624,647	28,624,647	34,518,928	34,518,928	34,518,928	34,518,928
30 Ending Fund Balance	\$ 29,955,628	\$ 34,518,928	\$ 32,311,439	\$ 30,559,891	\$ 29,360,200	\$ 28,160,509
31 % of Next Year's Expenditure or Budget	13.3%	15.3%	13.9%	13.1%	12.6%	12.1%

BUDGET DISCUSSIONS

- **May 3, 2017 - Public Forum-Bluffton High School**
- **May 4, 2017 - Public Forum-Battery Creek High School**
- **May 8, 2017 - County Council First Reading of Budget**
- **May 16, 2017- Board certifies the 2017-2018 Budget**
- **May 22, 2017- County Council Second Reading of Budget**
- **June 12, 2017- County Council Third and Final Reading of Budget**
- **June 26, 2017 - County Council Final Reading (if needed)**

Beaufort County General Obligation Bonds/Bond Anticipation Note

Currently In Progress - transactions below to be completed in June and July 2017

\$51 million

General Obligation Bond (3 purposes)

- \$26 million Critical Projects - Road Improvement, Public Safety
Sheriff's Office Communications and Emergency Mgmt Equipment
Windmill Harbour/Jenkins Island Roadway Improvements
Emergency Medical Services Facility (Pritchardville/Bluffton)
Pinckney Reserve/Haig Boat Landing
Detention Center Security Upgrades
- \$20 million Rural & Critical Lands Program (voter referendum)
- \$5 million Stormwater Management Utility Fund (Council approved ordinance 2015/24)

\$35 million

BAN (Bond Anticipation Note)

To provide for temporary disaster recovery funding. It is recommended the initial BAN will be for a term of 12 months. In May/June 2018, the County will have a clearer picture of the bottom line for Hurricane Matthew expenditures not reimbursed by any federal or state agency. The BAN is intended to be \$30 million - the ordinance is in place for \$35 million to allow for issuance costs. See the following page.

\$8 million

General Obligation Bond - REFUNDING 2007B General Obligation Bonds

Provides an interest expense differential for the remaining term of the bonds

\$ 1,788,091,340	Current Assessed/Taxable Value
\$ 143,047,307	8% Debt limit per SC Code of Laws
<u>\$ (74,591,036)</u>	Current 8% Debt Outstanding
\$ 68,456,272	Current Available 8% Debt Capacity
<u>\$ (56,000,000)</u>	Potential 8% impact above
\$ 12,456,272	Temporary Capacity after above bond issues

Note: \$7 million of 8% General Obligation Bond principal will be paid during Fiscal Year 2018. Fiscal Year 2018 Total Assessed/Taxable Value is projected to be \$1,806,416,311 (\$18.3 million more than current or \$1.5 million additional 8% debt capacity).

Beaufort County, South Carolina
Hurricane Matthew Estimated Cash Outflow
Potential Restoration of Fund Balance

	<u>Beaufort County</u>	<u>Town of HHI</u>	<u>GRAND TOTAL</u>
Estimated Gross Cash Outflow	\$ 45,000,000	\$ 70,540,900	\$ 115,540,900
Less Town of HHI Other Sources ¹	\$ -	\$ (11,594,225)	\$ (11,594,225)
Estimated Cash Outflow	\$ 45,000,000	\$ 58,946,675	\$ 103,946,675
Estimated FEMA Reimbursement	\$ (30,600,000)	\$ (43,946,675)	\$ (74,546,675)
Estimated Net Cash Outflow	<u>\$ 14,400,000</u>	<u>\$ 15,000,000</u>	<u>\$ 29,400,000</u>

Current estimated Value of 1 Mil (FY 2018) **\$ 1,809,767**

BAN (Bond Anticipation Note) Scenario 5-7 year financing, 3.5% interest			<u>Total Cumulative</u>	
			<u>Debt Service</u>	<u>Interest Cost</u>
		\$ 30,000,000		
Annual debt service, 7 year term		\$ 4,906,300		
<i>Special Mil Rate required for the term of the debt</i>	2.71		\$ 34,344,100	\$ 4,344,100
Annual debt service, 6 year term		\$ 5,630,000		
<i>Special Mil Rate required for the term of the debt</i>	3.11		\$ 33,780,000	\$ 3,780,000
Annual debt service, 5 year term		\$ 6,644,400		
<i>Special Mil Rate required for the term of the debt</i>	3.67		\$ 33,222,000	\$ 3,222,000

Notes:

¹Town of HHI has/will incur costs related to Beach Renourishment and other projects that are funded with other sources besides general fund ad valorem tax revenue.

All of the above figures are estimated based on known factors and projections as of May 2017.

The debt service structure and interest rate will vary slightly with the different financing terms (5 years vs 7 years).

The proceeds from the borrowing immediately re-establish the government's general/operating fund balance.

It is important to separately identify the special mil rate on the tax bills. This allows consistent comparison and trend analysis over time. It also provides the specific, dedicated revenue source for the debt service requirements.

Beaufort County has disbursed a total of \$31 million as of May 17, 2017. The remaining encumbered balances are approximately \$10 million. The known amounts for repair/replacement of county infrastructure are included in the figures above. County staff is depending on estimates being provided by outside sources (insurance adjuster, engineer, contractor, etc.). The actual cost will not be known until all work is complete.

ADD-ONS

The document(s) herein were provided to Council for information and/or discussion after release of the official agenda and backup items.

Topic: Hilton Head Island Recreation
Date Submitted: May 18, 2017
Submitted By: Frank Soule
Venue: Finance Committee

Island Recreation Association Overview

May 18, 2017

Recreation Center Project: Moving forward (Ground Breaking: Thursday, January 5)

New Partnerships: Week of Champions

Swim Lessons: 514 Rec Center Swim Lessons (summer)
540 Elementary School Children
25 Daily participants in Adult Water Aerobics
56 Weekly participants from the Boys and Girls Club for summer open swim
110 (new) Dive-in movies/cardboard regatta

Senior Program: There will be a continued focus on health and fitness; the Center grew the fitness programs with an affiliation at the Powerhouse gym. Another partnership was with the First Tee, which offered golf programs in the morning hours. The plan is to expand these partnerships in 2017.

Athletics: Since the storm, Chaplin Park has been unavailable for the Island Rec programs. With the help of PALS, the Association will move its entire youth soccer program to Barker Field for 2017. It could be in early 2018 before Chaplin Park is available to us for programming. Pickleball continues to grow in popularity.

Youth Programs: The childcare programs remain the primary driver of the Association's programs throughout the year. Participation has stayed at the same level for the last few years.

The Association's partnership with SOAR (Special Olympics and Recreation): There are over 400 athletes competing in 8 Special Olympic sports. Some of these athletes have moved on to 3 different national events. Along with athletic, there is a summer camp for teens and month socials throughout the year.

Community Events: Along with our annual events, two new successful events were added the community calendar; Jeep Island and the Daddy/Daughter Dance in 2016. After the storm there was a change in strategies with our youth oriented community events. These events will now have free admission. The Board felt it would help increase attendance, along with providing parents a break from the impact on their finances created by the storm.

2017 Goals: Work with the Town on the construction phase of the Recreation Center project

✓ Work with the County to raise the Association funding level back to 2014

Work with the County to fund SOAR (support of special needs population in the county)

FY 2018 Funding Request Guidance: The Association will continue its annual request to the County for program and pool support. For FY 18, the Association will request funding at the FY 14 level of \$135,000 for pool operations and programming along, with \$80,000 for program support, totaling \$215,000. ✓

The Association would like the county to consider a new request of \$25,000 to help fund the programs for the special needs population of Beaufort County and on Hilton Head Island.

Topic: Hilton Head Island Recreation
Date Submitted: May 18, 2017
Submitted By: Frank Soule
Venue: Finance Committee

EXPENSES FY 18	
Pool Operating Expenses	
PROPANE	\$ 10,000
REPAIRS-SWIM POOL	\$ 12,500
SUPPLIES-SWIM POOL	\$ 13,500
ELECTRICITY-REC CTR	\$ 13,500
CLEANING SERVICE (POOL LOCKER ROOMS)	\$ 9,125
WATER & SEWER	\$ 2,800
INSURANCE-General Liability	\$ 12,800
TELEPHONE	\$ 2,500
POOL GROUND	\$ 3,500
Total	\$ 80,225
Aquatic Staff	
AQUATICS DIRECTOR	\$ 33,137
PART-TIME POOL STAFF	\$ 124,000
HEALTH INSURANCE/PAYROLL TAXES	\$ 26,000
Total	\$ 183,137
Programs/Support	
ADMINISTRATIVE SUPPORT	\$ 7,500
AQUATICS PROGRAMS	\$ 20,000
Total	\$ 27,500

Revenues FY 18	
Programs/Gov	
AQUATICS PROGRAMS	\$ 87,600
BEAUFORT COUNTY	\$ 60,000
TOWN OF HHI	\$ 60,000
Total	\$ 207,600

DIFFERENCE \$ 83,262

As of this budget the Association will be short \$83,262 in pool operations. With the additional support from the county of \$75,000 this could be lowered to \$8,262.

Total \$ 290,862

Aquatics

	Total # of participant visits		Total # of participant visits
Youth (0-17)		Senior (50 & Older)	
Swim Team - H2A	25,929	Water Aerobics	3,252
Swim Team - HH PREP	6	Lap Swim	3,210
Swim Team - HH Christian Academy	1,300	Masters Swim	1,800
Swim Team - HH High School	2,470		8,262
Swim Meets & Events	2,421		
Private Swim Lessons	280		
Group Swim Lessons	1,148	Total	65,773
School Swim Lessons	2,400		
Lap Swim	1,070		
Rec Swim Club	720		
Summer Camp Swim	10,000		
Kids Night Out	350		
Discovery Club Preschool Swim	320		
Pool Parties	400		
Summer Group Open Swim	2,140		
Dive In Movies	100		
Cardboard Regatta	8		
	51,062		
Adult (18-49)			
Lap Swim	4,280		
Lifeguard Classes	20		
Police & Fire Training	150		
Scuba Classes	0		
Masters Swim	1,999		
	6,449		



[Home](#) |
 [About](#) |
 [On-Line Services](#) |
 [Elected Officials](#) |
 [Departments](#) |
 [News](#) |
 [Helpful Links](#) |
 [I want to...](#)

[Custom Search](#)
 powered by [Google](#)

Employment » Lifeguards - Part Time - PALS

Lifeguards - Part Time - PALS

Title: Lifeguards - Part Time - PALS

Salary: \$13.31 hr

Open Until: UNTIL FILLED

LIFE GUARD (Part Time): Under direct supervision, responsible for public safety in all areas of pool operation and assisting in teaching swimming lessons for Beaufort County Parks & Leisure Services*.

MINIMUM REQUIREMENTS:

- Must be at least 16 years old
- Life guard training: must possess and maintain valid Certified Lifeguard, First Aid and CPR for the Professional Rescuer certifications from the American Red Cross
- Copies of the above certifications **MUST BE SUBMITTED WITH APPLICATION**. Applications without them will not be considered.
- Six months life guarding experience preferred
- Basic communication, comprehension and math skills required
- Must possess and maintain a valid driver's license
-

All applicants tentatively selected for a position with Beaufort County Council will be required to submit to urinalysis to screen for the illegal use of drugs and to a background check prior to appointment. Employment is contingent upon clearing both the drug screening and background investigation.

*Beaufort County has various facilities within the county, and many departments have multiple offices to serve our citizens. Management reserves the right to transfer employees from one location to another within the county at any time based on business need. Employees will be given as much notice as possible prior to a change in work location.

[Glossary of Terms](#) |
 [Archives](#) |
 [Phone Listing](#) |
 [Links](#) |
 [Employment](#) |
 [Site Map](#) |
 [Freedom of Information Act](#) |
 [Address Change](#)





[Home](#) [About](#) [On-Line Services](#) [Elected Officials](#) [Departments](#) [News](#) [Helpful Links](#) [I want to...](#)

Custom Search
powered by Google

[Employment](#) » [Water Safety Instructor - PALS](#)

Water Safety Instructor - PALS

Title: Water Safety Instructor - PALS

Salary: \$14.91 hr

Open Until: UNTIL FILLED

WATER SAFETY INSTRUCTOR (PALS Aquatics): Under general supervision, works in specialized area of recreation. Instructs any level of class needed in aquatics specialty. Prepares course objectives, plans lessons, selects appropriate drills, and evaluates students and course for the Beaufort County Parks and Leisure Services*.

MINIMUM REQUIREMENTS:

- High School or GED
- One (1) year experience in aquatics (swimming instruction, water safety instruction, life guarding, first aid, CPR)
- Must possess and maintain valid Water Safety Instructor (WSI), Certified Lifeguard, First Aid and CPR for the Professional Rescuer certifications from the American Red Cross.
- Copies of the above certifications ***MUST BE SUBMITTED WITH APPLICATION.*** Applications without them will not be considered.
- Basic communication, comprehension and math skills required.
- Must possess and maintain a valid driver's license

All applicants tentatively selected for a position with Beaufort County Council will be required to submit to urinalysis to screen for the illegal use of drugs and to a background check prior to appointment. Employment is contingent upon clearing both the drug screening and background investigation. EOE.

*Beaufort County has various facilities within the county, and many departments have multiple offices to serve our citizens. Management reserves the right to transfer employees from one location to another within the county at any time based on business need. Employees will be given as much notice as possible prior to a change in work location.

[Glossary of Terms](#) | [Archives](#) | [Phone Listing](#) | [Links](#) | [Employment](#) | [Site Map](#) | [Freedom of Information Act](#) | [Address Change](#)



Topic: School District Budget - Millage Options
Date Submitted: May 18, 2017
Submitted By: Tonya Crosby
Venue: Finance Committee

Beaufort County School District
 FY 2018 Budget Discussion

Scenario: Beaufort TIF Ends June 2017-Adds \$9,500 to mill value

Senate Finance Version		A		
Millage Rate		Opening of River Ridge FY 2015-2016 Audited Actual 103.5	Opening of New May River HS FY 2016-2017 Budget 111.5	FY 2016-2017 Projected Actual 111.5
1	Local			
2	Ad Valorem (Current and Delinquent)-Net of TIFs	123,562,199	131,662,584	132,609,665
3	Penalties and Interest	867,423	850,000	850,000
5	Rent	-	293,500	293,500
6	Other Local	247,228	350,000	300,000
7	Total Local Revenue	\$ 124,676,850	\$ 133,156,084	\$ 134,053,165
8	State			
9	Sales Tax Reimbursement on Owner Occupied	43,953,009	44,216,582	44,216,582
11	Fringe Benefits/Retiree Insurance	6,841,978	9,356,150	10,304,552
12	Education Finance Act	7,214,836	12,720,180	13,961,866
13	Reimbursement for Local Property Tax Relief	7,036,261	7,036,261	7,036,261
14	Other State Property Tax (Homestead/Merchant Inv)	2,377,946	2,442,079	2,377,946
15	Other State Revenue (Bus Driver Salary/Misc)	1,121,186	1,490,553	1,490,553
16	Total State Revenue	\$ 68,545,216	\$ 77,261,805	\$ 79,387,760
17	Federal			
18	Other Federal Sources	697,256	900,000	739,000
19	Total Federal Revenue	\$ 697,256	\$ 900,000	\$ 739,000
20	Total Revenue	\$ 193,919,322	\$ 211,317,889	\$ 214,179,925
21	Other Financing Sources			
22	Transfers from Special Revenue	4,270,503	5,015,087	4,716,262
23	Transfers from Other Funds	390,695	450,000	450,090
24	Total Other Financing Sources (Uses)	\$ 4,661,198	\$ 5,465,087	\$ 5,166,352
25	Total Revenue and Other Financing Sources	\$ 198,580,520	\$ 216,782,976	\$ 219,346,277
26	Expenditures	201,641,889	215,451,995	213,451,996
27	Increase(Decrease) in Fund Balance	\$ (3,061,369)	\$ 1,330,981	\$ 5,894,281
28				
29	Beginning Fund Balance	31,686,016	28,624,647	28,624,647
30	Ending Fund Balance	\$ 28,624,647	\$ 29,955,628	\$ 34,518,928
31	% of Next Year's Expenditure or Budget	13.3%	13.3%	15.3%

Mill Value*				
\$ 1,208,495.30				
B	C	D	E	
FY 2017-2018 Projected Budget 115.96	FY 2017-2018 Projected Budget 114.5	FY 2017-2018 Projected Budget 113.5	FY 2017-2018 Projected Budget 112.5	
140,137,115	138,372,712	137,164,216	135,955,721	
800,000	800,000	800,000	800,000	
293,500	293,500	293,500	293,500	
370,000	370,000	370,000	370,000	
\$ 141,600,615	\$ 139,836,212	\$ 138,627,716	\$ 137,419,221	
44,711,079	44,711,080	44,711,081	44,711,082	
9,666,234	9,666,234	9,666,234	9,666,234	
11,795,797	11,795,797	11,795,797	11,795,797	
7,036,261	7,036,261	7,036,261	7,036,261	
2,442,079	2,442,079	2,442,079	2,442,079	
1,200,179	1,200,179	1,200,179	1,200,179	
\$ 76,851,629	\$ 76,851,630	\$ 76,851,631	\$ 76,851,632	
700,000	700,000	700,000	700,000	
\$ 700,000	\$ 700,000	\$ 700,000	\$ 700,000	
\$ 219,152,244	\$ 217,387,842	\$ 216,179,347	\$ 214,970,853	
4,975,804	4,975,804	4,975,804	4,975,804	
450,000	450,001	450,002	450,003	
\$ 5,425,804	\$ 5,425,805	\$ 5,425,806	\$ 5,425,807	
\$ 224,578,048	\$ 222,813,647	\$ 221,605,153	\$ 220,396,660	
225,764,555	225,764,555	225,764,555	225,764,555	
\$ (1,186,507)	\$ (2,950,908)	\$ (4,159,402)	\$ (5,367,895)	
34,518,928	34,518,928	34,518,928	34,518,928	
\$ 33,332,421	\$ 31,568,019	\$ 30,359,526	\$ 29,151,033	
14.3%	13.6%	13.0%	12.5%	

*Mill Value calculated as follows: \$1,294,444 + \$9,500 (end of Beaufort TIF) X 92.7% collections

5/18/2017

Topic: School District Budget - Millage Options
 Date Submitted: May 18, 2017
 Submitted By: Tonya Crosby
 Venue: Finance Committee