



Beaufort County Airports Board Meeting

Chairman

HOWARD ACKERMAN

Vice Chairman

LESLIE ADLAM FLORY

Committee Members

ANNE ESPOSITO

TREY AMBROSE

JAMES BUCKLEY

CHRIS BUTLER

MARK BAILEY

BRIAN TURRISI

IAN SCOTT

THOMAS SHEAHAN

NICHOLAS MESENBURG

Airports Director

JON REMBOLD

County Administrator

ERIC GREENWAY

Administrative Specialist

ROCIO REXRODE

Administration Building

Beaufort County Government
Hilton Head Island Airport
120 Beach City Road
Hilton Head Is, SC 29926

Contact

Post Office Drawer 1228
Beaufort, South Carolina 29901-1228
(843) 255-2942
www.beaufortcountysc.gov

Beaufort County Airports Board Agenda

Thursday, July 21, 2022, at 1:30 PM

Hybrid Meeting

Council Chambers, Town of Hilton Head Island, One Town Center Court, HHI, SC

1. CALL TO ORDER
2. PLEDGE OF ALLEGIANCE
3. FOIA - PUBLIC NOTIFICATION OF THIS MEETING HAS BEEN PUBLISHED, POSTED, AND DISTRIBUTED IN COMPLIANCE WITH THE SOUTH CAROLINA FREEDOM OF INFORMATION ACT
4. APPROVAL OF AGENDA
5. APPROVAL OF [MINUTES](#) – JUNE 16, 2022
6. PUBLIC COMMENT (*Limit comments to three minutes*)
7. DIRECTOR'S REPORT
8. UNFINISHED BUSINESS
9. NEW BUSINESS

ACTION ITEMS

10. THERE ARE NO ACTION ITEMS THIS MONTH

COMMITTEE REPORTS

11. CHAIRMAN UPDATE
12. CITIZEN COMMENT (*Limit comments to three minutes*)
13. ADJOURNMENT

MEETING ACCESS: [MEETING LINK:](#)

Meeting ID: 161 369 1238

Passcode: AIRPORT

FOR MORE INFO: [CLICK HERE](#)

NEXT MEETING: THURSDAY, AUGUST 18, 2022, AT 1:30 PM.
COUNCIL CHAMBERS, 100 RIBAUT ROAD, BEAUFORT, SC

MINUTES

Beaufort County Airports Board

June 16, 2022 | 1:30 pm | Meeting called to order by Vice-Chairman Leslie Adlam Flory

Attendance

Present: Leslie Adlam Flory, Nick Mesenburg, James Buckley, Thomas Sheahan, Brian Turrisi, Chris Butler, Ian Scott, Anne Esposito, and Mark Bailey.

Absent: Howard Ackerman, and Trey Ambrose,

County Staff: Jon Rembold, Airports Director; Stephen Parry, Assistant Airports Director; Paul Dolin, Beaufort Executive Airport Supervisor; Rocio Rexrode, Administrative Specialist.

Adoption of Agenda

Motion: Mr. Buckley made a motion to adopt the agenda. Mr. Butler seconded the motion. All were in favor and the motion passed.

Approval of Minutes

Motion: Mr. Scott made a motion to approve the May 19, 2022, meeting minutes. Mr. Mesenburg seconded the motion. All were in favor and the motion passed.

Public Comments

There were no Public Comments.

Director's Report

1. **NEW STAFF INTRODUCTION:**

Mr. Rembold welcomed and introduced the new Administrative Specialist, Rocio Rexrode.

2. **TAXIWAY A MARKINGS (HXD):**

Mr. Rembold mentioned that per last year's inspection recommendations, the taxiway markings are being repainted in advanced of this year's PAR 139 August inspection. Mr. Rembold informed that the markings of the new commercial apron expansion were completed.

3. **AIRPORT NEWS BRIEF:**

Mr. Rembold provided an update on the following items that were approved at the last meeting:

- Purchase of 36 Hunter Road – Passed first reading of ordinance on 6/13/22
- Approval to apply for SCAC funds for ARW terminal Phase 2 – The approval was to apply for grants this fiscal year. Next fiscal year it will be included in the ordinance, so approval will be needed only to accept the grant.

- Logo Reveal – Logo reveal event will take place in the Terminal on 6/30/22. The new logo, branding and colors will be displayed in business cards, letter head, and ads starting in the new fiscal year.
- AARF Truck – Couple of crew members will travel to Oshkosh to participate in the final inspection of the truck and delivery will follow soon after the final inspection. Mr. Rembold mentioned that the truck and the apron project were 100% funded by the FAA.
- Marketing - Marketing push in the following areas will start after turn of FY
 - Billboards on I-95 via Exit 8 and digital billboard on SC 170
 - SERG Menu guide – full page ad (170,000 distribution)
 - Expedia, Sojern online “intelligent” campaigns

Unfinished Business

There was no Unfinished Business.

New Business – Action Items

1. **HILTON HEAD ISLAND AIRPORT (HXD) - TBE WORK AUTHORIZATION 22-01 PROPERTY ACQUISITION AT EXEC AIR**

Mr. Bailey made a motion to approve the Hilton Head Island Airport (HXD) - TBE Work Authorization 22-01 Property Acquisition at Exec Air. Mr. Buckley seconded the motion. All were in favor and the motion passed.

2. **HILTON HEAD ISLAND AIRPORT (HXD) TO APPLY FOR TOWN OF HILTON HEAD ISLAND ATAX FUNDS FOR MARKETING**

Mr. Scott made a motion to approve the Hilton Head Island Airport (HXD) to apply for Town of Hilton Head Island ATAX funds for marketing. Mr. Butler seconded the motion. All were in favor and the motion passed.

3. **GRANT ACCEPTANCE: SCAC GRANT 22-011 \$14,495.00 FOR BEAUFORT EXECUTIVE AIRPORT (ARW) RW 7/25 REHAB DESIGN AND BIDDING**

Mr. Butler made a motion to move forward the grant acceptance: SCAC Grant 22-011 \$14,495.00 for Beaufort Executive Airport (ARW) RW 7/25 rehab design and bidding. Mr. Bailey seconded the motion. All were in favor and the motion passed.

4. **GRANT ACCEPTANCE: FAA AIP GRANT 17 \$260,917 FOR BEAUFORT EXECUTIVE AIRPORT (ARW) RW 7/25 REHAB DESIGN AND BIDDING (VOTE)**

Mr. Butler made a motion to move forward the grant acceptance: FAA AIP Grant 17 \$260,917.00 for Beaufort Executive Airport (ARW) RW 7/25 rehab design and bidding. Mr. Bailey seconded the motion. All were in favor and the motion passed.

Chairman Update

1. **FINANCE COMMITTEE**

Members: Howard Ackerman (Chair), Anne Esposito, Chris Butler, and Brian Turrisi.

The Committee has nothing new to report this month. They will keep the board informed of any developments.

2. **COMMUNICATIONS AND MARKETING COMMITTEE**

Members: Jim Buckley (Chair), Brian Turrisi, and Leslie Adlam Flory.

The Committee has nothing new to report this month. They will keep the board informed of any new developments.

3. **PASSENGER SERVICE COMMITTEE**

Members: Anne Esposito (Chair), Leslie Adlam Flory

The Ambassador Program at the Hilton Head Airport is underway. The lines have been significantly reduced.

4. **ARW FACILITIES USE AND IMPROVEMENT COMMITTEE**

Members: Chris Butler (Chair), Mark Bailey, and Trey Ambrose

The refurbishment of the interior of ARW is 90% complete. The funding for the design portion has been approved by the County.

5. **THE HHI AIRPORT GENERAL AVIATION IMPROVEMENT COMMITTEE (HXD)**

Members: Howard Ackerman and Brian Turrisi.

The Committee has nothing new to report this month. They will keep the board informed of any new developments.

Public Comments

There were no Public Comments.

Adjournment

Motion to adjourn was made at 2:03 pm. It passed unanimously.

Next Meeting

July 21, 2022, | 1:30 pm | Hybrid Meeting | Town of Hilton Head Island, One Town Center Ct., Hilton Head Island, SC.

For more information, please click here: [Airports Board \(T\) \(beaufortcountysc.gov\)](https://www.beaufortcountysc.gov/airports-board)

Contact us – Social Media

Please like and share our [Facebook page](#) & [Instagram page](#).

Visit our [Website](#).



Reports and Charts

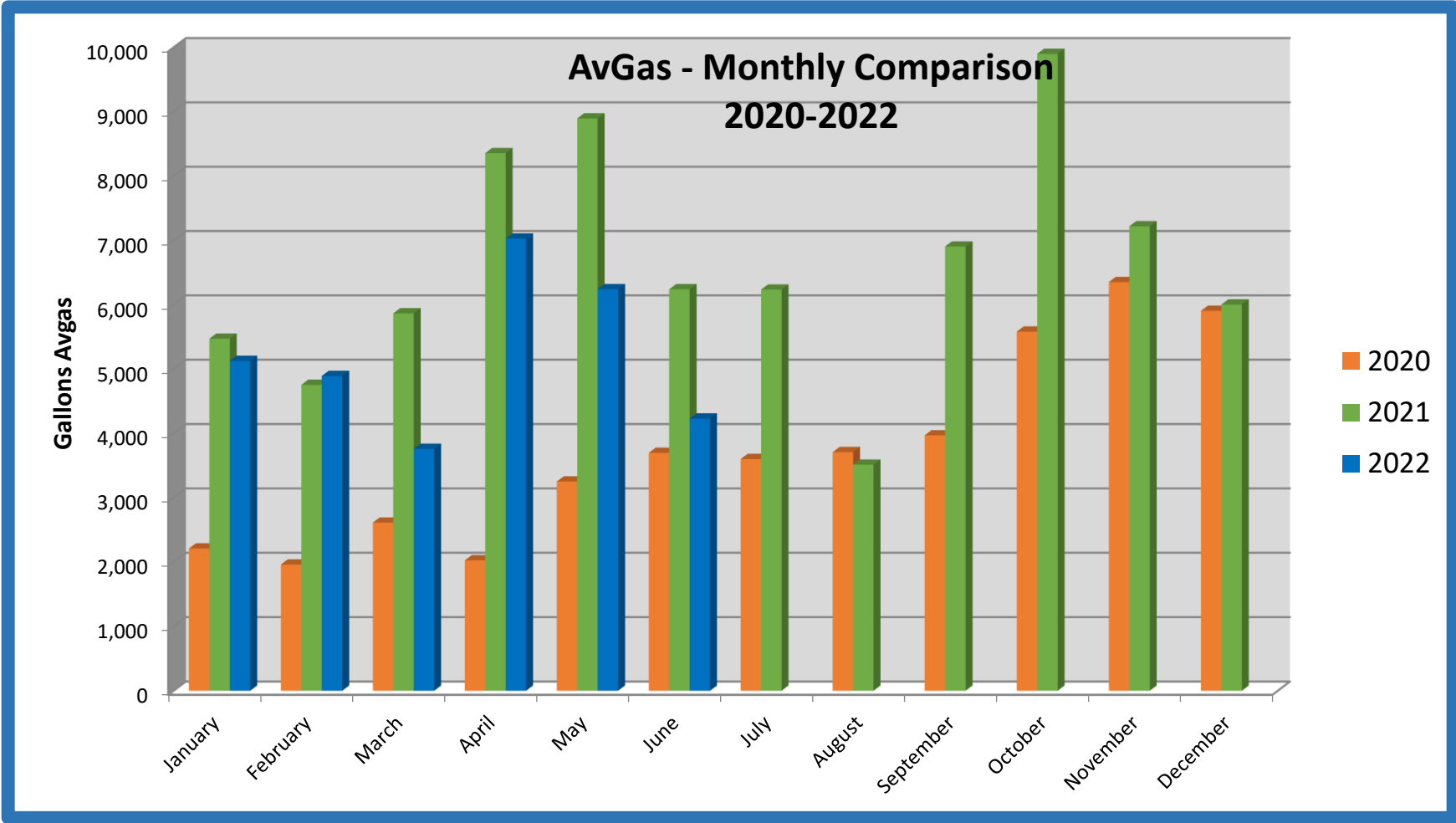
June 2022

AIRPORTS BOARD MEETING
Thursday, July 21, 2022

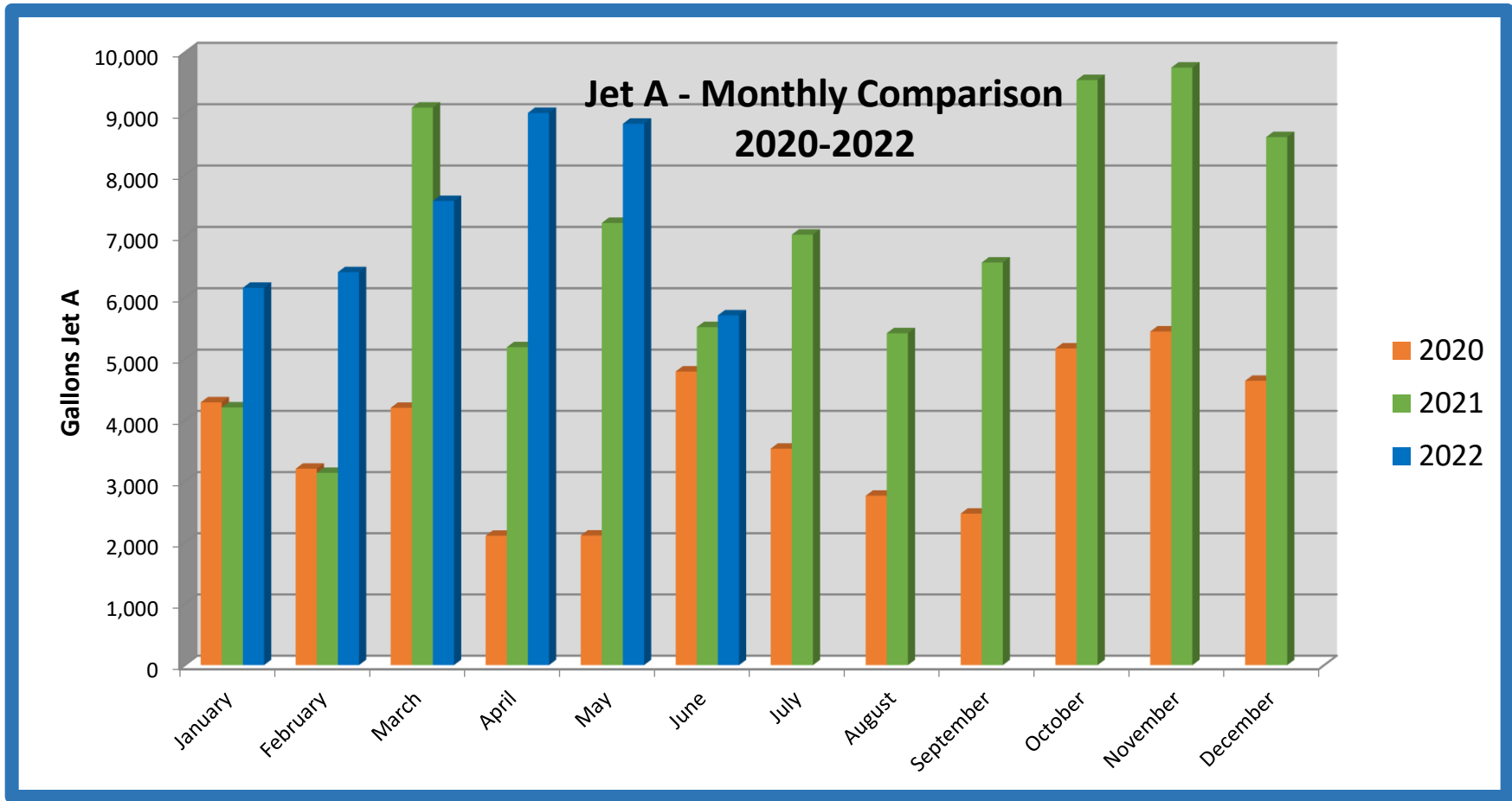
ARW FUEL OPS

	Avgas	Jet A	Total Flow	Total Flight Ops		Avgas	Jet A	Total Flow	Total Flight Ops		Avgas	Jet A	Total Flow	Total Flight Ops
2022					2021					2020				
January	5,124	6,163	11,287	2,312	January	5,470	4,211	9,681	0	January	2,210	4,294	6,504	1,612
February	4,890	6,418	11,308	2,491	February	4,753	3,142	7,895	718	February	1,961	3,210	5,171	796
March	3,758	7,578	11,336	2,228	March	5,864	9,100	14,964	1,189	March	2,612	4,205	6,817	1,659
April	7,025	9,013	16,038	3,373	April	8,355	5,195	13,550	4,083	April	2,026	2,115	4,141	1,021
May	6,239	8,837	15,076	2,970	May	8,894	7,220	16,114	1,477	May	3,251	2,118	5,369	2,067
June	4,229	5,714	9,943	3,160	June	6,238	5,522	11,760	1,354	June	3,695	4,798	8,342	3,117
July					July	6,233	7,030	13,263	3,197	July	3,600	3,537	6,943	4,216
August					August	3,512	5,423	8,935	2,161	August	3,708	2,769	6,477	1,131
September					September	6,903	6,575	13,478	3,487	September	3,968	2,476	6,444	1,363
October					October	9,898	9,549	19,447	3,446	October	5,580	5,175	10,755	1,244
November					November	7,218	9,752	16,970	3,012	November	6,350	5,451	11,801	2,193
December					December	6,001	8,619	14,620	2,797	December	5,903	4,646	10,549	640
2022 Total	31,265	43,723	74,988	16,534	2021 Total	79,339	81,338	160,677	26,921	2020 Total	44,864	44,794	89,658	21,059

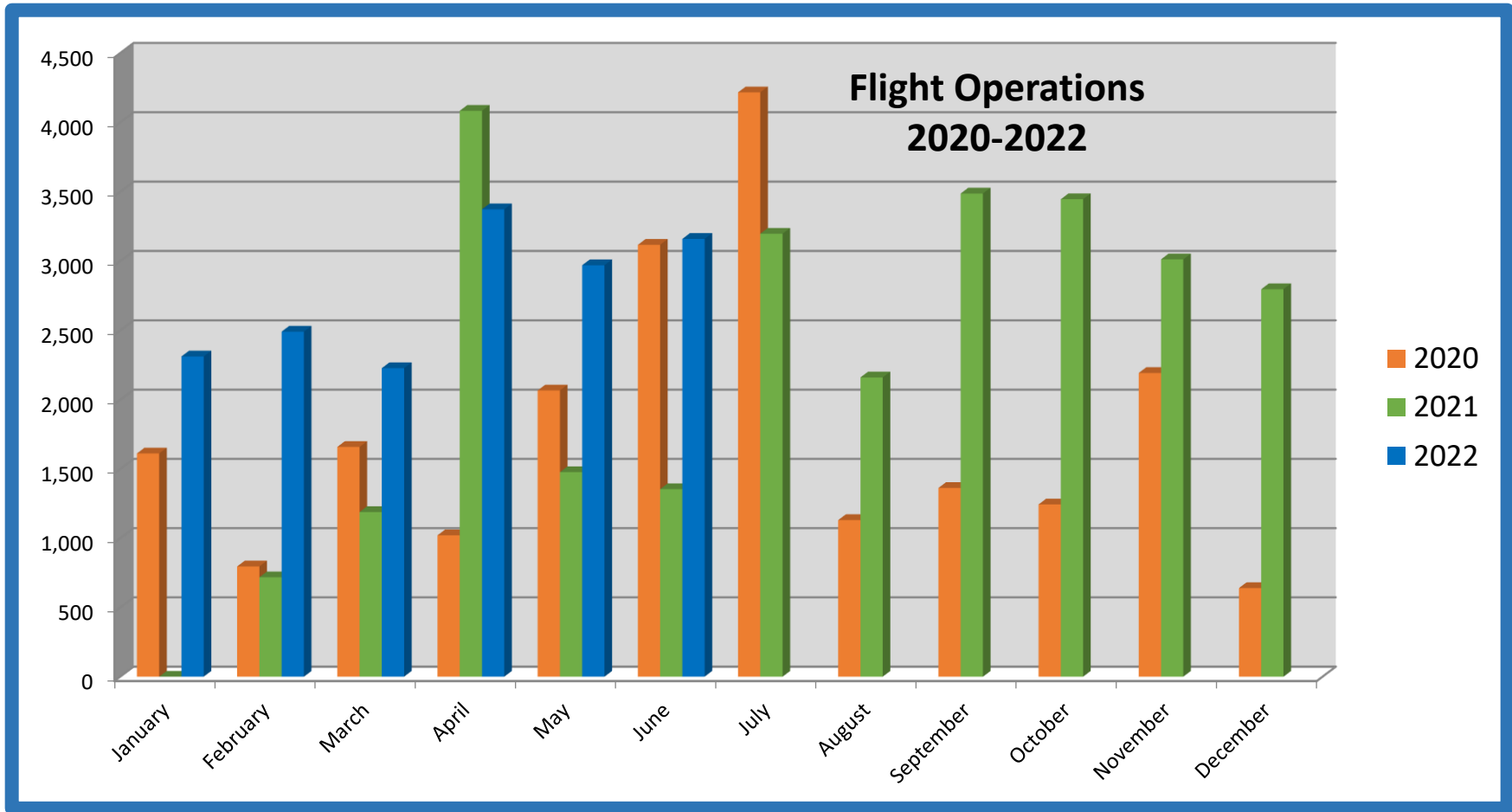
ARW FUEL



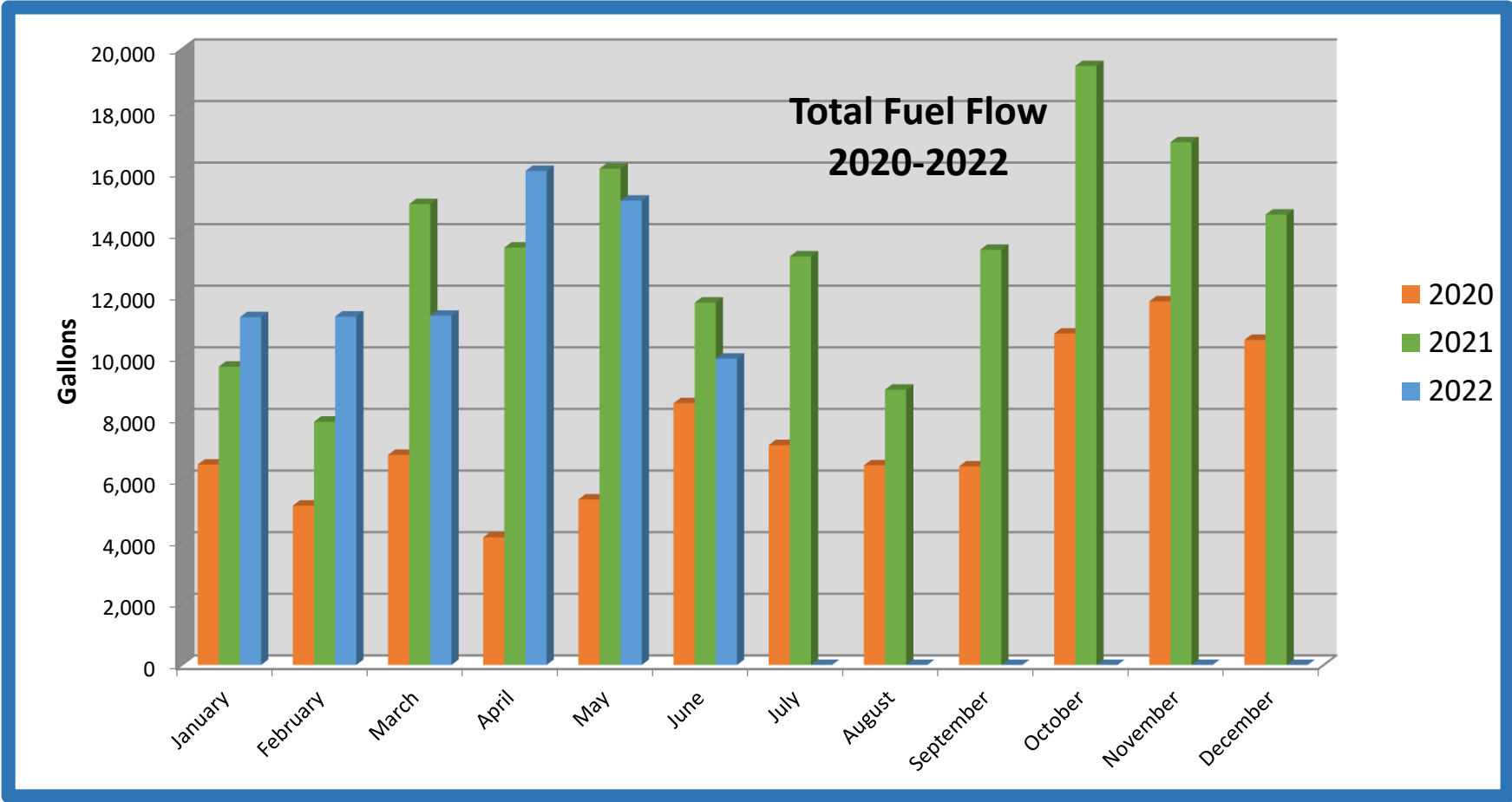
ARW FUEL



ARW FUEL



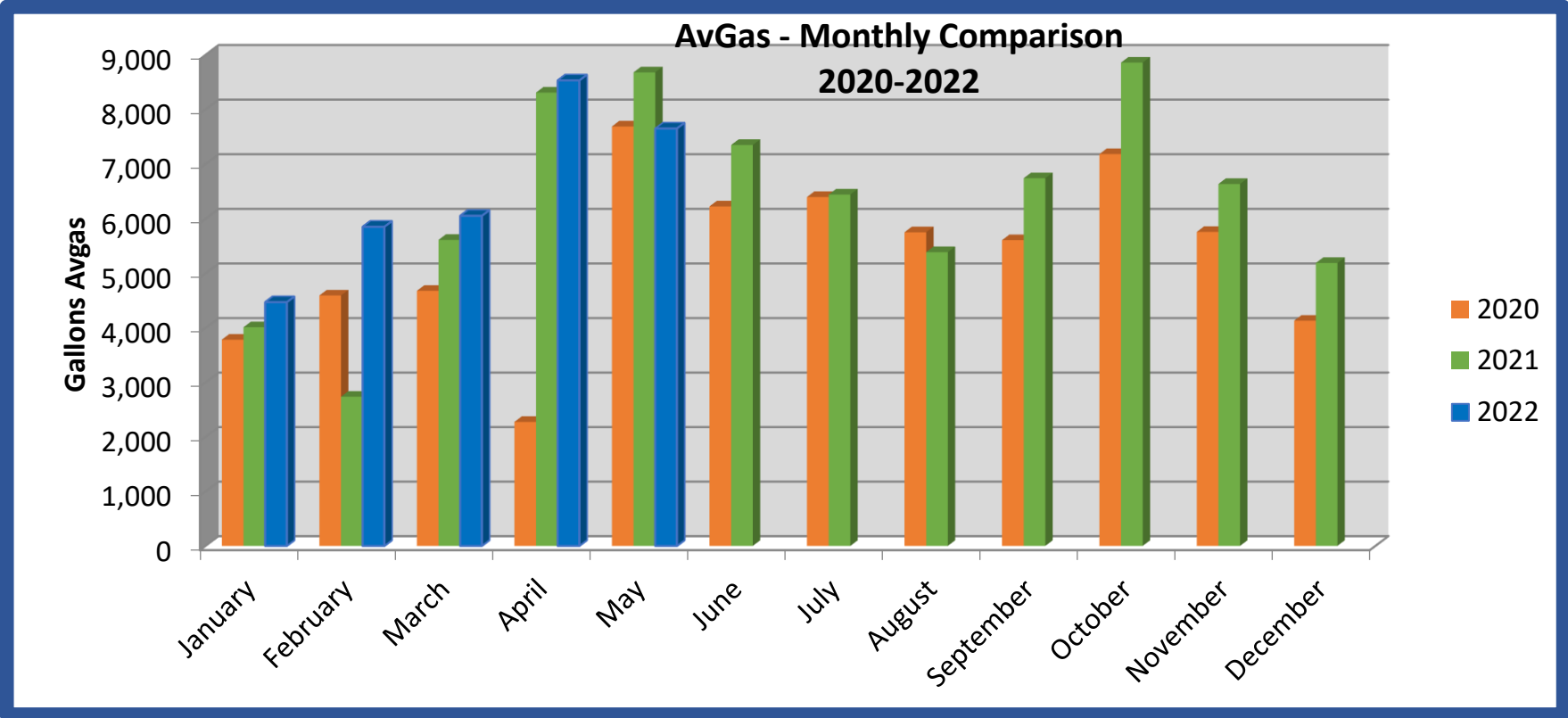
ARW FUEL



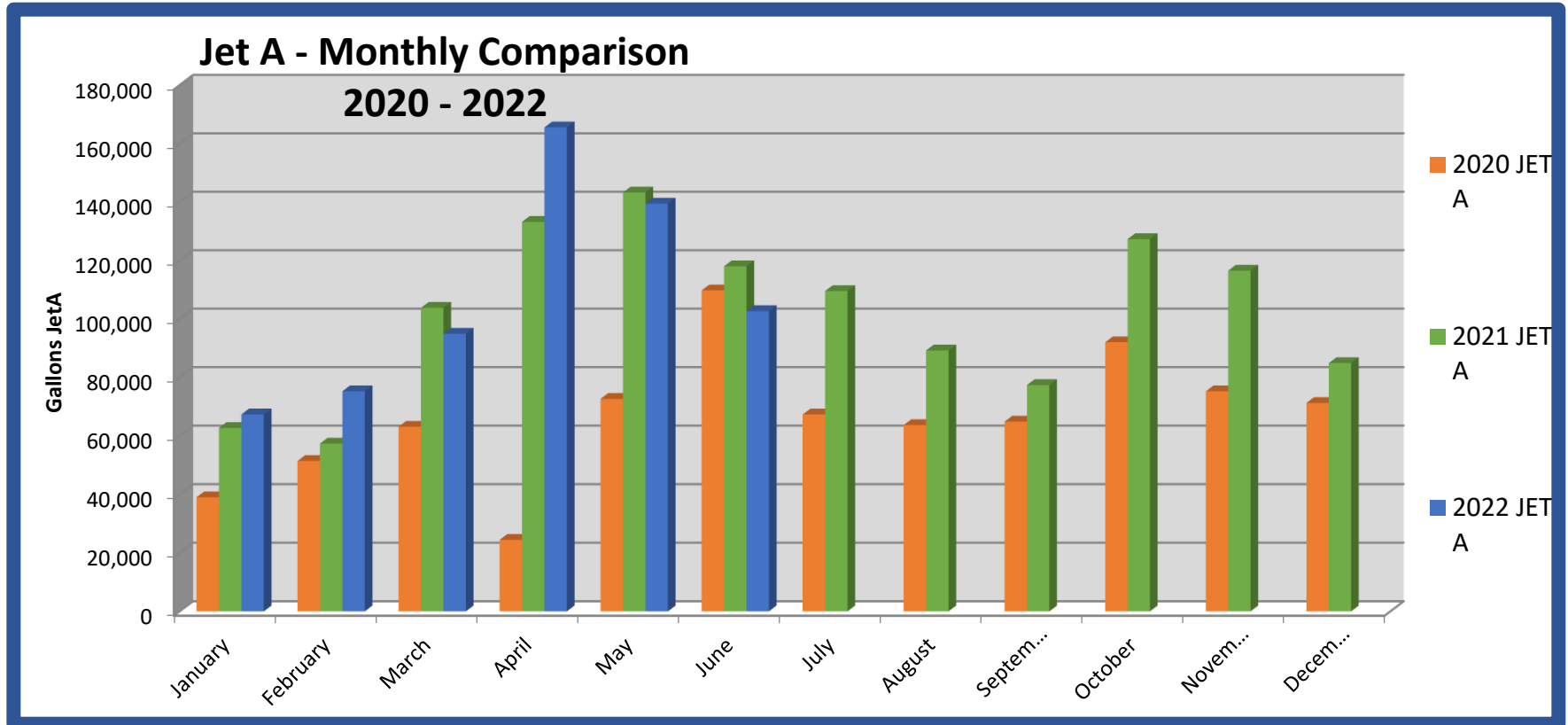
HXD FUEL OPS

	Avgas	Jet A	Comm	Total Flow		Avgas	Jet A	Comm	Total Flow		Avgas	Jet A	Comm	Total Flow
2022					2021					2020				
January	4,471	67,328	52,069	123,868	January	4,012	62,701	86,381	153,094	January	3,783	38,979	100,087	142,849
February	5,852	75,235	42,298	123,385	February	2,737	57,340	62,349	122,426	February	4,594	51,410	94,846	150,850
March	6,052	94,889	101,135	202,076	March	5,612	103,762	176,101	285,475	March	4,680	63,097	123,760	191,537
April	8,531	165,514	129,933	303,978	April	8,308	133,174	189,646	331,128	April	2,275	24,426	53,866	80,567
May	7,651	139,394	149,109	296,154	May	8,678	143,230	266,190	418,098	May	7,688	72,645	51,419	131,752
June	7,094	102,652	149,028	258,774	June	7,349	117,981	424,496	549,826	June	6,224	109,724	53,108	169,056
July					July	6,442	109,509	410,488	526,439	July	6,397	67,285	98,970	172,652
August					August	5,387	89,173	338,941	433,501	August	5,751	63,668	133,153	202,572
Sept.					September	6,740	77,361	206,025	290,126	September	5,607	64,870	95,782	166,259
October					October	8,857	127,279	162,088	298,224	October	7,182	91,994	81,281	180,457
November					November	6,635	116,474	89,239	212,348	November	5,758	75,210	86,343	167,311
December					December	5,189	84,855	93,076	183,120	December	4,131	71,224	91,450	166,805
2022 Total	39,651	645,012	623,572	1,308,235	2021 Total	75,946	1,222,839	2,505,020	3,803,805	2020 Total	64,070	794,532	1,064,065	1,922,667

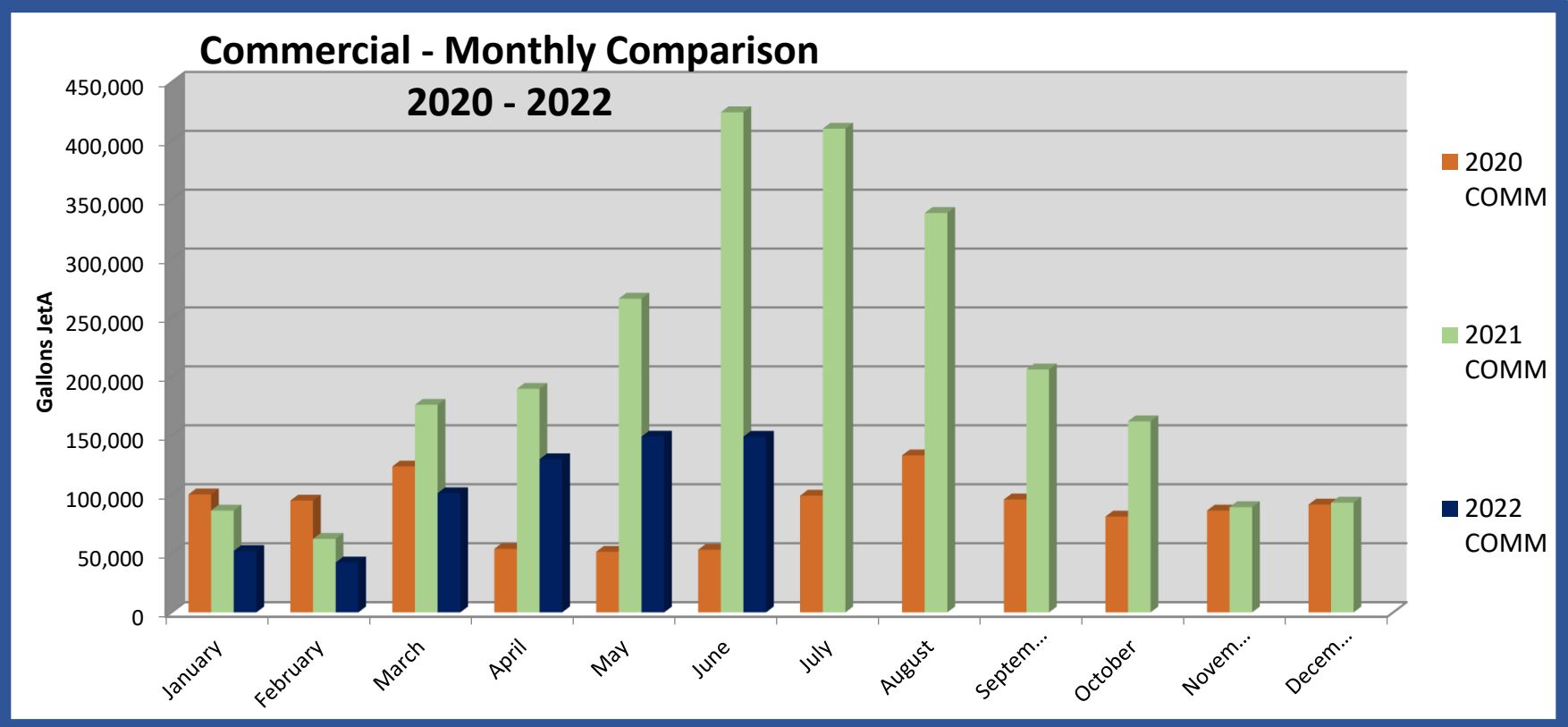
HXD FUEL



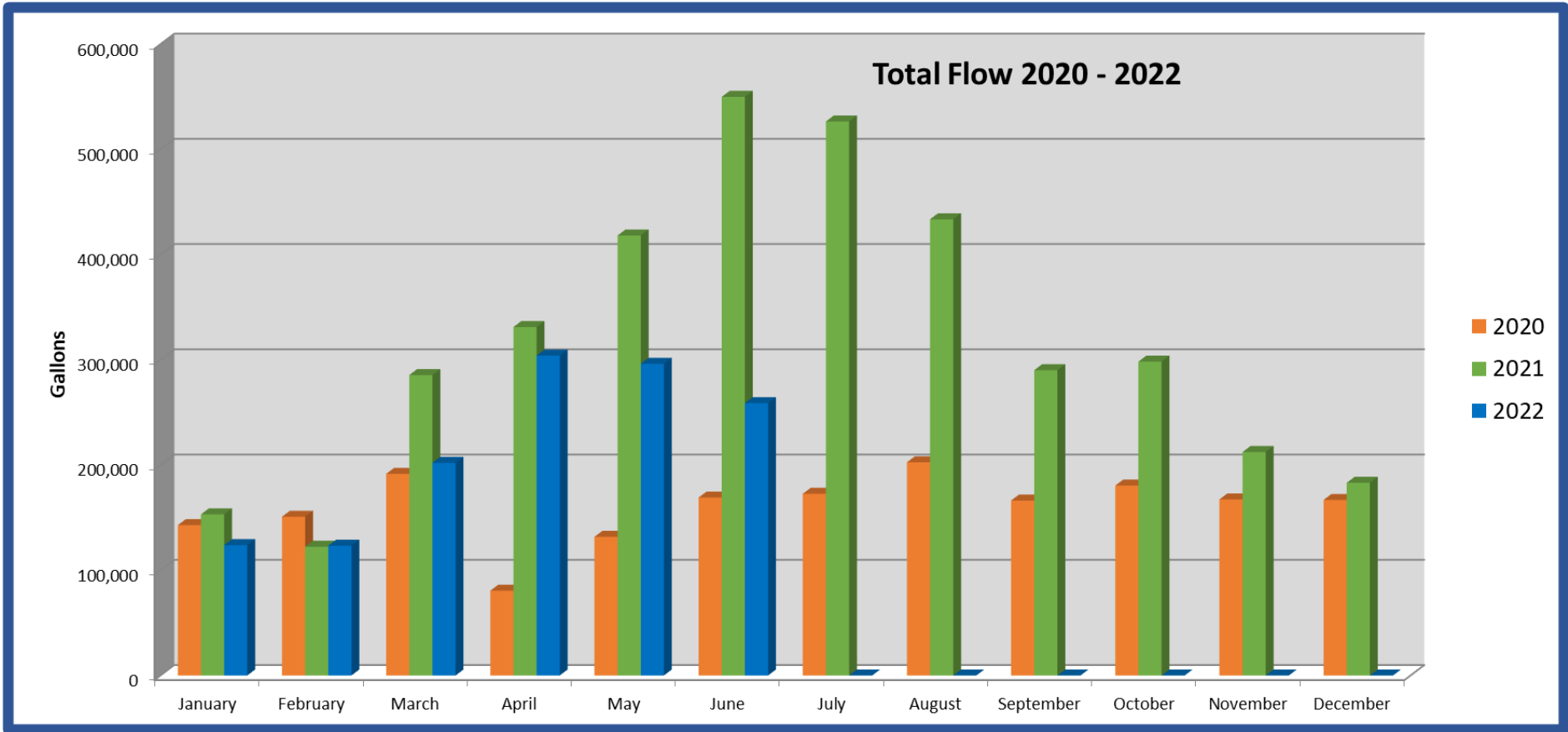
HXD FUEL



HXD FUEL

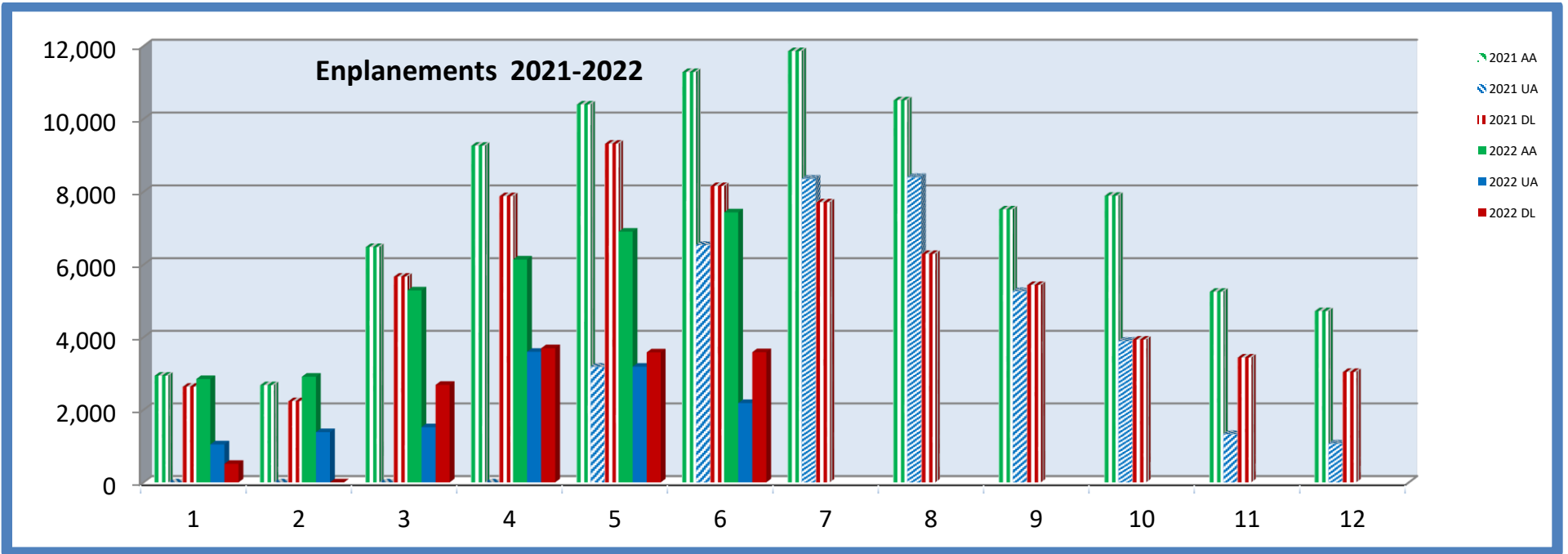


HXD FUEL



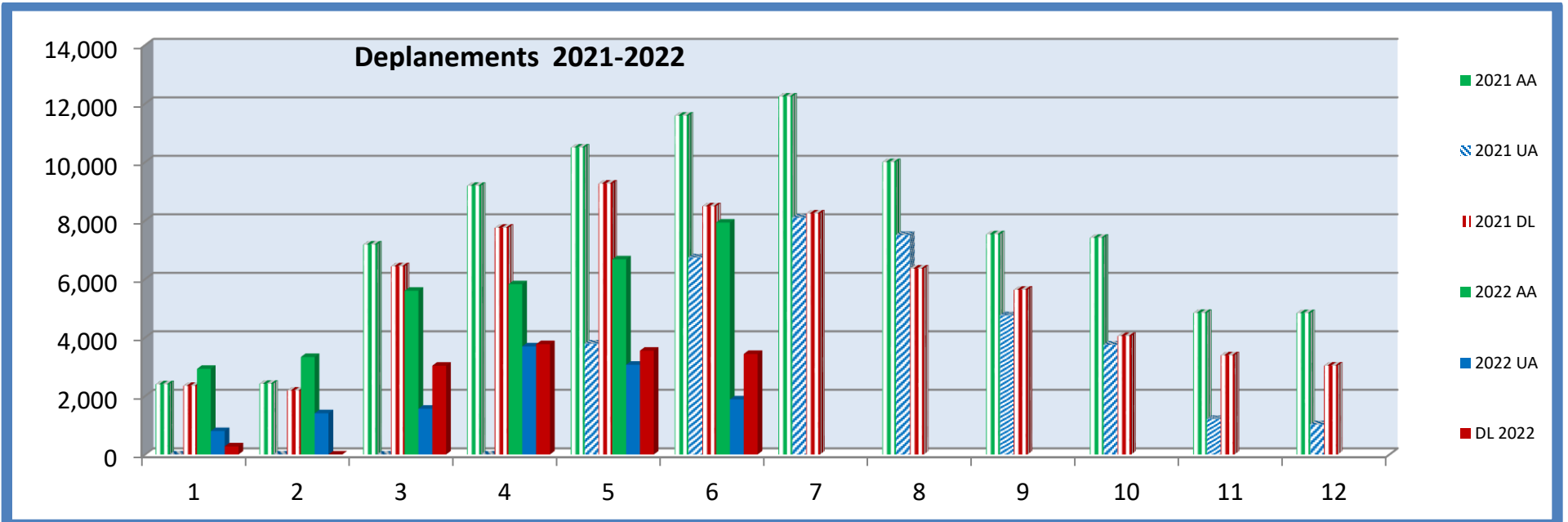
ENPLANEMENTS

HILTON HEAD ISLAND PASSENGER ENPLANEMENTS (departures) 2021-2025											
	2021	2021	2021	2021 Total	2022	2022	2022	2022 Total	2023	2024	2025
Airlines	AA	UA	DL		AA	UA	DL				
JAN	2,939	0	2,634	5,573	2,847	1,045	510	4,402			
FEB	2,676	0	2,236	4,912	2,911	1,383	0	4,294			
MAR	6,482	0	5,666	12,148	5,288	1,519	2,686	9,493			
APR	9,262	0	7,877	17,139	6,139	3,596	3,695	13,430			
MAY	10,395	3,188	9,318	22,901	6,904	3,186	3,581	13,671			
JUN	11,286	6,541	8,154	25,981	7,434	2,185	3,585	13,204			
JUL	11,860	8,361	7,709	27,930				0			
AUG	10,510	8,405	6,291	25,206				0			
SEP	7,514	5,271	5,436	18,221				0			
OCT	7,888	3,900	3,930	15,718				0			
NOV	5,250	1,333	3,438	10,021				0			
DEC	4,717	1,073	3,039	8,829				0			
TOTALS	90,779	38,072	65,728	194,579	31,523	12,914	14,057	58,494	0	0	0



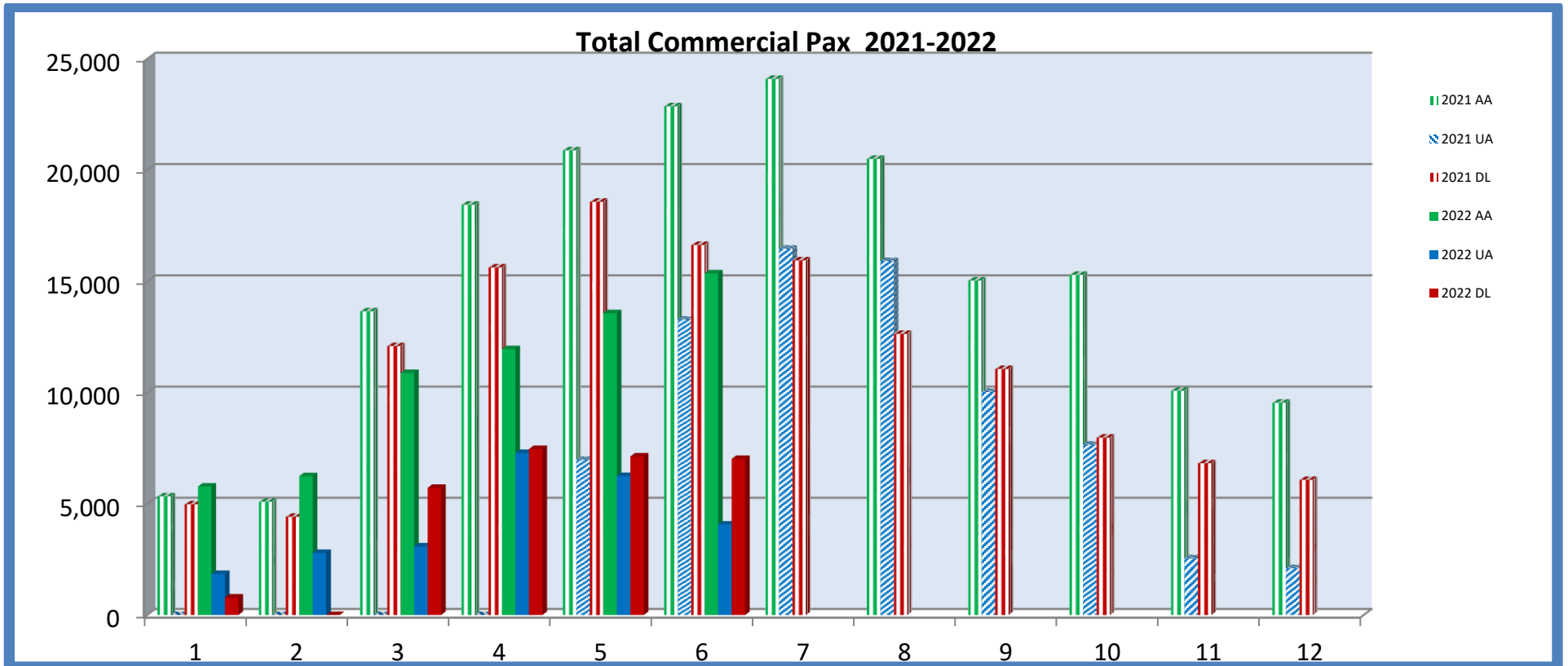
DEPLANEMENTS

HILTON HEAD ISLAND PASSENGER DEPLANEMENTS(arrivals) 2021-2025											
	2021	2021	2021	2021 Total	2022	2022	2022	2022 Total	2023	2024	2025
Airlines	AA	UA	DL		AA	UA	DL				
JAN	2,401	0	2,347	4,748	2,929	801	277	4,007			
FEB	2,417	0	2,185	4,602	3,334	1,409	0	4,743			
MAR	7,178	0	6,433	13,611	5,600	1,566	3,036	10,202			
APR	9,188	0	7,754	16,942	5,822	3,695	3,772	13,289			
MAY	10,498	3,794	9,262	23,554	6,673	3,068	3,550	13,291			
JUN	11,585	6,744	8,487	26,816	7,930	1,884	3,438	13,252			
JUL	12,241	8,108	8,240	28,589				0			
AUG	9,998	7,513	6,357	23,868				0			
SEP	7,530	4,766	5,633	17,929				0			
OCT	7,409	3,758	4,051	15,218				0			
NOV	4,841	1,220	3,391	9,452				0			
DEC	4,834	1,038	3,039	8,911				0			
TOTALS	90,120	36,941	67,179	194,240	32,288	12,423	14,073	58,784	0	0	



TOTAL PASSENGERS

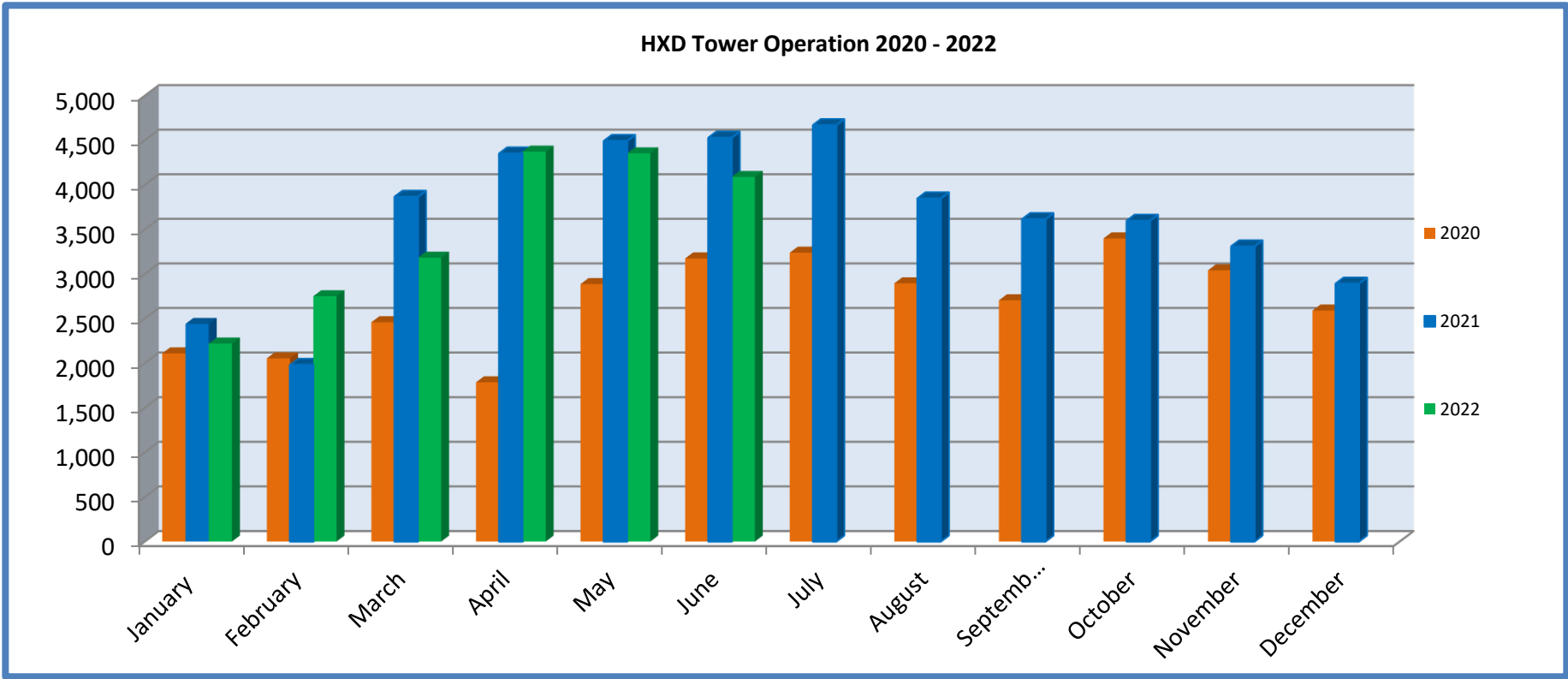
TOTAL PASSENGER ENPLANEMENTS & DEPLANEMENTS 2021-2025											
	2021	2021	2021	2021 Total	2022	2022	2022	2022 Total	2023	2024	2025
Airlines	AA	UA	DL		AA	UA	DL				
JAN	5,340	0	4,981	10,321	5,776	1,846	787	8,409			
FEB	5,093	0	4,421	9,514	6,245	2,792	0	9,037			
MAR	13,660	0	12,099	25,759	10,888	3,085	5,722	19,695			
APR	18,450	0	15,631	34,081	11,961	7,291	7,467	26,719			
MAY	20,893	6,982	18,580	46,455	13,577	6,254	7,131	26,962			
JUN	22,871	13,285	16,641	52,797	15,364	4,069	7,023	26,456			
JUL	24,101	16,469	15,949	56,519				0			
AUG	20,508	15,918	12,648	49,074				0			
SEP	15,044	10,037	11,069	36,150				0			
OCT	15,297	7,658	7,981	30,936				0			
NOV	10,091	2,553	6,829	19,473				0			
DEC	9,551	2,111	6,078	17,740				0			
TOTALS	180,899	75,013	132,907	388,819	63,811	25,337	28,130	117,278	0	0	0



HDX TOWER REPORT

	ITINERANT					LOCAL								YTD Total
TOWER	AIR COMM	AIR TAXI	COMBINED COMM	GA	MILITARY	LOCAL GA	LOCAL MIL	VFR	IFR	Total	After Hrs. GA	After Hrs. Comm	Total Ops	Ops
January	183	281	464	1,557	44	84	70	1,087	1,132	2,219	0	0	2,219	2,219
February	154	323	477	1,952	55	122	144	1,482	1,268	2,750	0	0	2,750	2,750
March	337	484	821	2,117	32	124	88	1,465	1,717	3,182	0	0	3,182	3,182
April	429	717	1,146	3,080	29	85	32	2,024	2,348	4,372	0	0	4,372	4,372
May	467	601	1,068	3,045	59	101	80	2,094	2,259	4,353	0	0	4,353	4,353
June	472	445	917	3,013	36	74	48	2,206	1,882	4,088	0	0	4,088	4,088
July			0							0				
August			0							0				
September			0							0				
October			0							0				
November			0							0				
December			0							0				
TOTALS 2022	2,042	2,851	4,893	14,764	255	590	462	10,358	10,606	20,964	0	0	20,964	
	ITINERANT					LOCAL								YTD Total
TOWER	AIR COMM	AIR TAXI	COMBINED COMM	GA	MILITARY	LOCAL GA	LOCAL MIL	VFR	IFR	Total	After Hrs. GA	After Hrs. Comm	Total Ops	Ops
January	289	296	585	1,588	24	188	54	1,183	1,256	2,439	0	0	2,439	2,439
February	237	298	535	1,149	36	202	58	972	1,008	1,980	0	0	1,980	4,419
March	572	528	1,100	2,362	57	262	84	1,784	2,081	3,865	0	0	3,865	8,284
April	595	621	1,216	2,907	29	162	38	1,987	2,364	4,351	0	0	4,351	12,635
May	826	578	1,404	2,908	43	122	14	1,904	2,587	4,491	0	0	4,491	17,126
June	1169	541	1,710	2,549	47	180	42	1,765	2,763	4,528	0	0	4,528	21,654
July	1204	493	1,697	2,707	68	145	38	1,952	2,717	4,669	0	0	4,669	26,323
August	1049	443	1,492	2,144	41	122	48	1,458	2,389	3,847	0	0	3,847	30,170
September	658	389	1,047	2,249	74	222	22	1,695	1,919	3,614	0	0	3,614	33,784
October	545	567	1,112	2,349	121	120	20	1,299	2,297	3,596	0	0	3,596	37,380
November	342	563	905	1,750	52	142	82	1,437	1,871	3,308	0	0	3,308	40,688
December	343	416	759	1,867	47	196	22	1,346	1,545	2,891	0	0	2,891	43,579
TOTALS 2021	7,829	5,733	13,562	26,529	639	2,063	522	18,782	24,797	43,579	0	0	43,579	
	ITINERANT					LOCAL								YTD Total
TOWER	AIR COMM	AIR TAXI	COMBINED COMM	GA	MILITARY	LOCAL GA	LOCAL MIL	VFR	IFR	Total	After Hrs. GA	After Hrs. Comm	Total Ops	Ops
January	350	206	556	1,262	23	240	28	1,069	1,040	2,109	0	0	2,109	2,109
February	308	270	578	1,256	23	152	44	882	1,171	2,053	0	0	2,053	4,162
March	394	331	725	1,335	13	336	49	1,141	1,317	2,458	0	0	2,458	6,620
April	212	137	349	895	19	619	18	1,141	644	1,785	0	0	1,785	8,405
May	231	378	609	1,900	20	357	0	1,449	1,437	2,886	0	0	2,886	11,291
June	231	553	784	2,084	27	278	12	1,442	1,732	3,174	0	0	3,174	14,465
July	349	371	720	2,222	52	226	18	1,472	1,766	3,238	0	0	3,238	17,703
August	429	285	714	1,908	26	207	40	1,457	1,438	2,895	0	0	2,895	20,598
September	356	347	703	1,699	20	254	28	1,317	1,387	2,704	0	0	2,704	23,302
October	322	434	756	2,321	39	244	38	1,559	1,839	3,398	0	0	3,398	26,700
November	323	348	671	1,820	39	305	109	1,451	1,589	3,040	0	0	3,040	29,740
December	300	0	300	0	0	0	0	0	1,360	0	86	0	2,589	32,329
TOTALS 2020	3,805	3,660	7,465	18,702	301	3,218	384	14,380	16,720	29,740	86	0	29,826	

HXD TOWER



Note: *December 2020 broken down numbers are unavailable due to a software glitch at the tower.