



Beaufort County Airports Board Meeting

Chairman

TREY AMBROSE

Vice Chairman

HOWARD ACKERMAN

Committee Members

ANNE ESPOSITO

LESLIE ADLAM FLORY

JAMES BUCKLEY

CHRIS BUTLER

MARK BAILEY

BRIAN TURRISI

IAN SCOTT

THOMAS SHEAHAN

NICHOLAS MESENBURG

Airports Director

JON REMBOLD

County Administrator

ERIC GREENWAY

Administrative Assistant

NATHALIE NUMSSEN

Administration Building

Beaufort County Government
Hilton Head Island Airport
120 Beach City Road
Hilton Head Is, SC 29926

Contact

Post Office Drawer 1228
Beaufort, South Carolina 29901-1228
(843) 255-2942
www.beaufortcountysc.gov

Beaufort County Airports Board Agenda

Thursday, November 18, 2021 at 1:30 PM

[This meeting is being held virtually in accordance with Beaufort County Resolution 2020-05]

1. CALL TO ORDER
2. PLEDGE OF ALLEGIANCE
3. *PUBLIC NOTIFICATION OF THIS MEETING HAS BEEN PUBLISHED, POSTED, AND DISTRIBUTED IN COMPLIANCE WITH THE SOUTH CAROLINA FREEDOM OF INFORMATION ACT*
4. APPROVAL OF AGENDA
5. APPROVAL OF MINUTES – OCTOBER 21, 2021
6. PUBLIC COMMENT
 - *Limited to Three Minutes Each Person*
7. DIRECTOR'S REPORT
 - BEAUFORT EXECUTIVE AIRPORT UPDATE
 - HILTON HEAD ISLAND AIRPORT UPDATE
8. UNFINISHED BUSINESS
9. NEW BUSINESS – JON REMBOLD

ACTION ITEMS

10. BEAUFORT EXECUTIVE AIRPORT (ARW) – AIRPORT CAPITAL IMPROVEMENT PROGRAM (ACIP) LIST (**VOTE**)
11. HILTON HEAD ISLAND AIRPORT (HXD) – AIRPORT CAPITAL IMPROVEMENT PROGRAM (ACIP) LIST (**VOTE**)
12. BEAUFORT EXECUTIVE AIRPORT (ARW)-- APPLICATION FOR AMERICAN RESCUE PLAN ACT (ARPA) GRANTS FUNDS (**VOTE**)
HILTON HEAD ISLAND AIRPORT (HXD)--- APPLICATION FOR AMERICAN RESCUE PLAN ACT (ARPA) GRANTS FUNDS (**VOTE**)

COMMITTEE REPORTS

14. CHAIRMAN UPDATE
-

CITIZEN COMMENTS

15. CITIZEN COMMENT (*Every member of the public who is recognized to speak shall limit comments to three minutes*)
 16. ADJOURNMENT
-

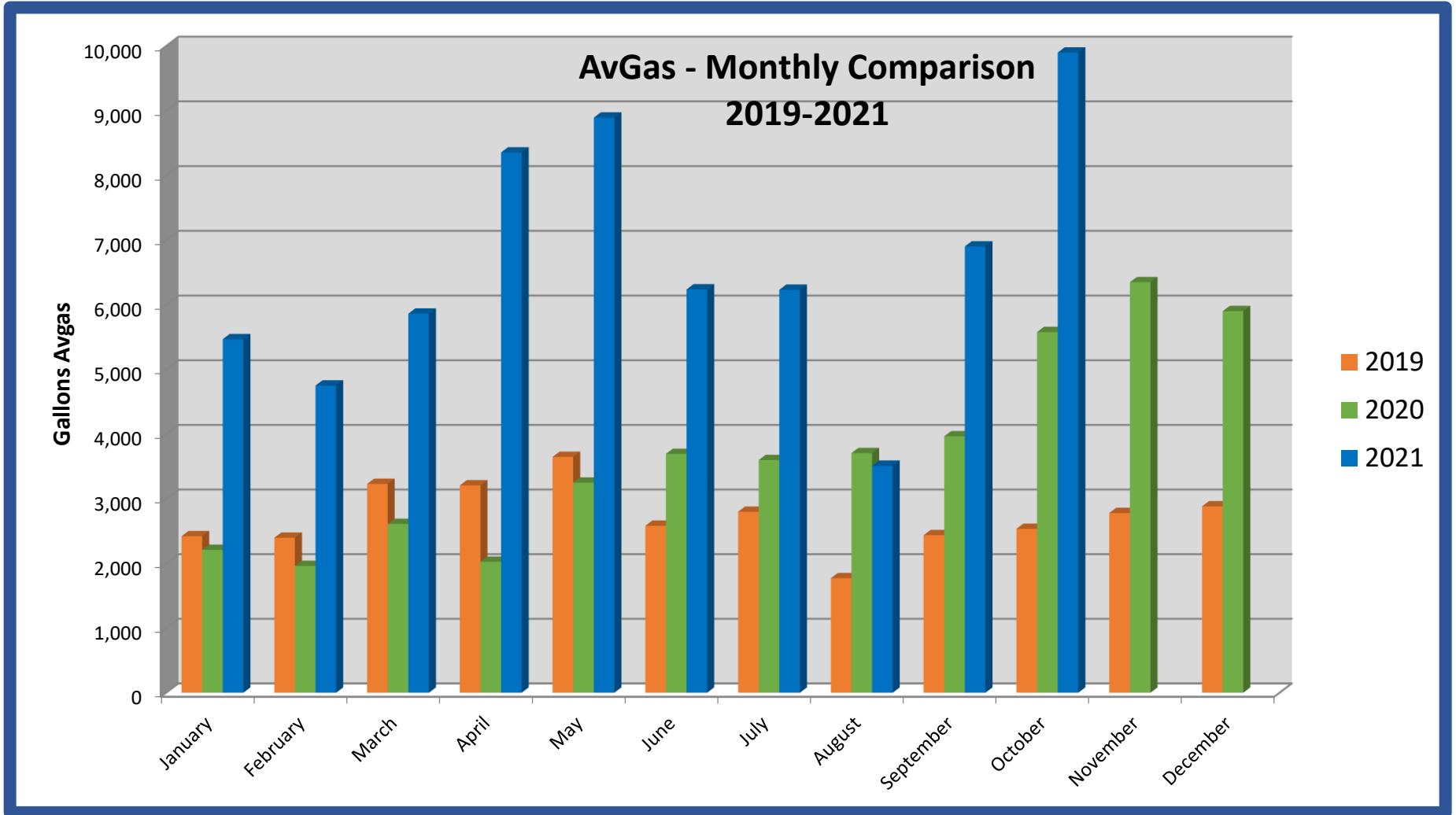
FUTURE MEETING

17. THE NEXT MEETING WILL BE HELD ON THURSDAY, DECEMBER 16, 2021, 1:30 PM. FOR MORE INFO, PLEASE
CLICK HERE: www.beaufortcountysc.gov/events/2021/12/Airports%20Board%202021-12-16.html

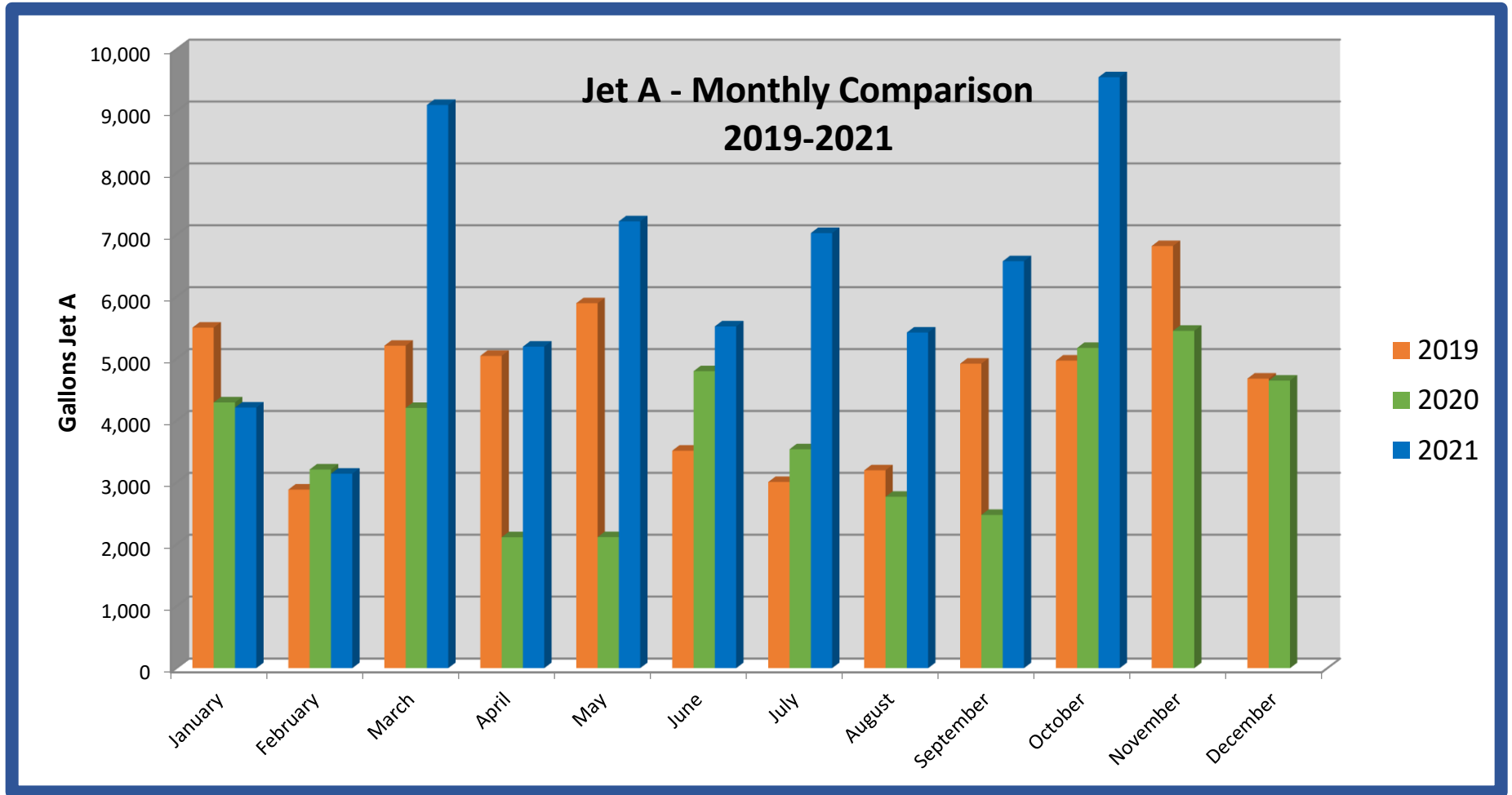
ARW FUEL OPS

	Avgas	Jet A	Total Flow	Total Flight Ops		Avgas	Jet A	Total Flow	Total Flight Ops		Avgas	Jet A	Total Flow	Total Flight Ops
2021					2020					2019				
January	5,470	4,211	9,681	0	January	2,210	4,294	6,504	1,612	January	2,422	5,502	7,924	0
February	4,753	3,142	7,895	718	February	1,961	3,210	5,171	796	February	2,398	2,886	5,284	1,290
March	5,864	9,100	14,964	1,189	March	2,612	4,205	6,817	1,659	March	3,231	5,210	8,441	1,739
April	8,355	5,195	13,550	4,083	April	2,026	2,115	4,141	1,021	April	3,208	5,046	8,254	1,833
May	8,894	7,220	16,114	1,477	May	3,251	2,118	5,369	2,067	May	3,649	5,896	9,545	0
June	6,238	5,522	11,760	1,354	June	3,544	4,797	8,342	3,117	June	2,583	3,514	6,097	0
July	6,233	7,030	13,263	3,197	July	3,406	3,537	6,943	4,216	July	2,800	3,008	5,808	0
August	3,512	5,423	8,935	2,161	August	3,708	2,769	6,477	1,131	August	1,772	3,197	4,969	0
September	6,903	6,575	11,998	3,487	September	3,968	2,476	6,444	1,363	September	2,438	4,920	7,358	1,410
October	9,898	9,549	19,447	3,446	October	5,580	5,175	10,755	1,244	October	2,536	4,970	7,506	1,190
November					November	6,350	5,451	11,801	2,193	November	2,780	6,821	9,601	1,702
December					December	5,903	4,646	10,549	640	December	2,884	4,679	7,563	1,345
2020 Total	66,120	62,967	127,607	21,112	2019 Total	44,519	44,793	89,313	21,059	2018 Total	32,701	55,649	88,350	10,509

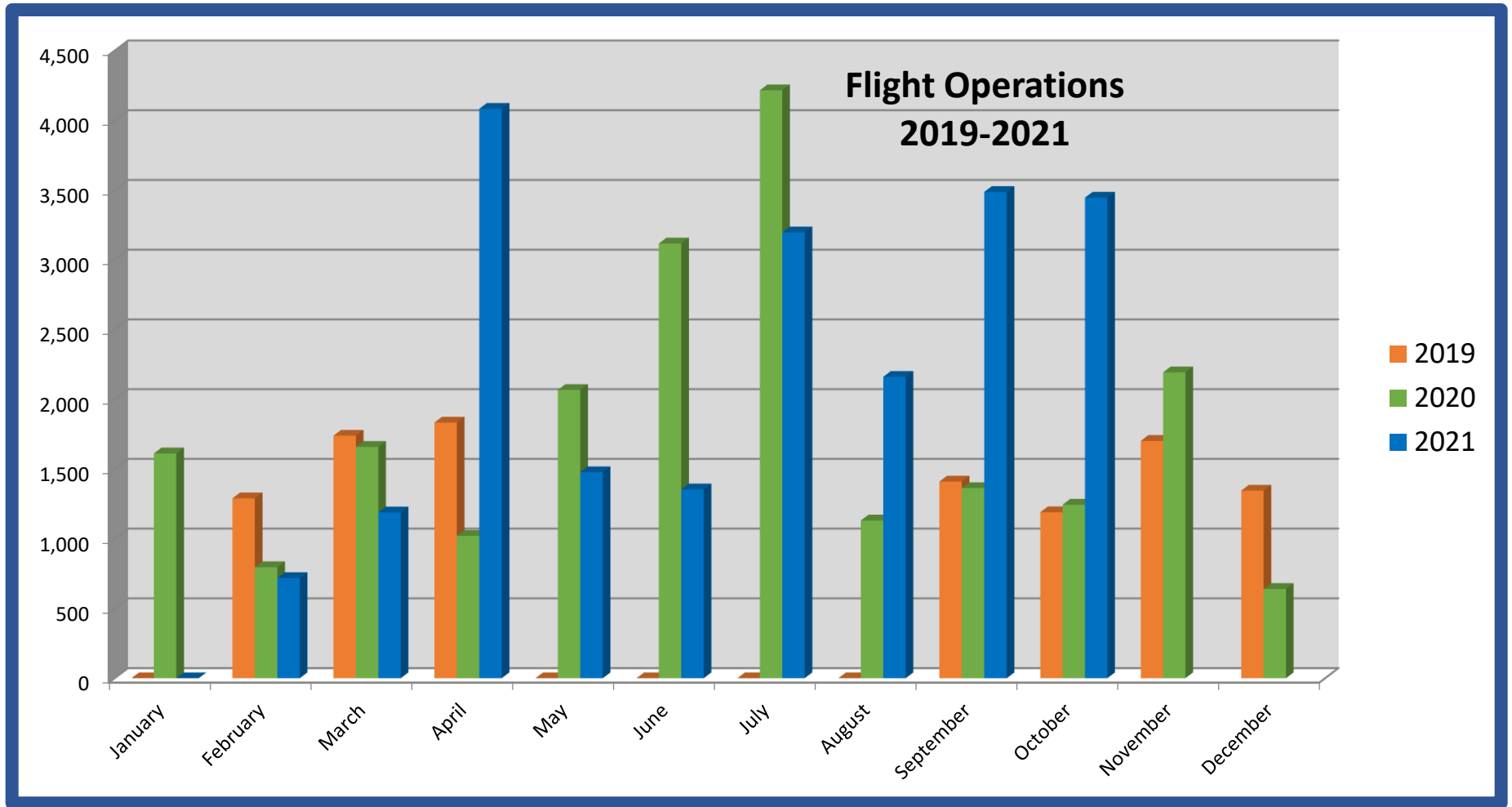
ARW FUEL



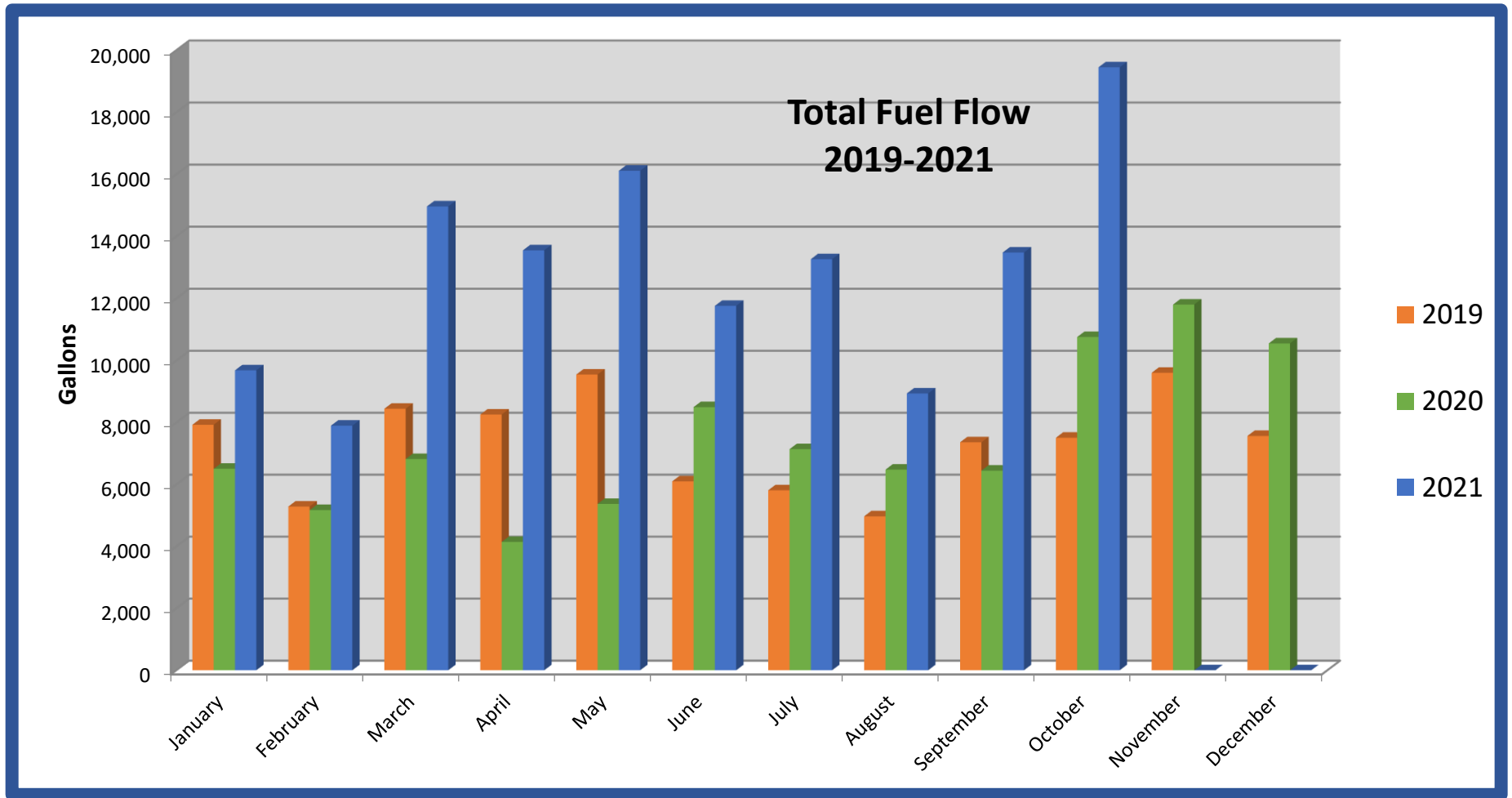
ARW FUEL



ARW FUEL



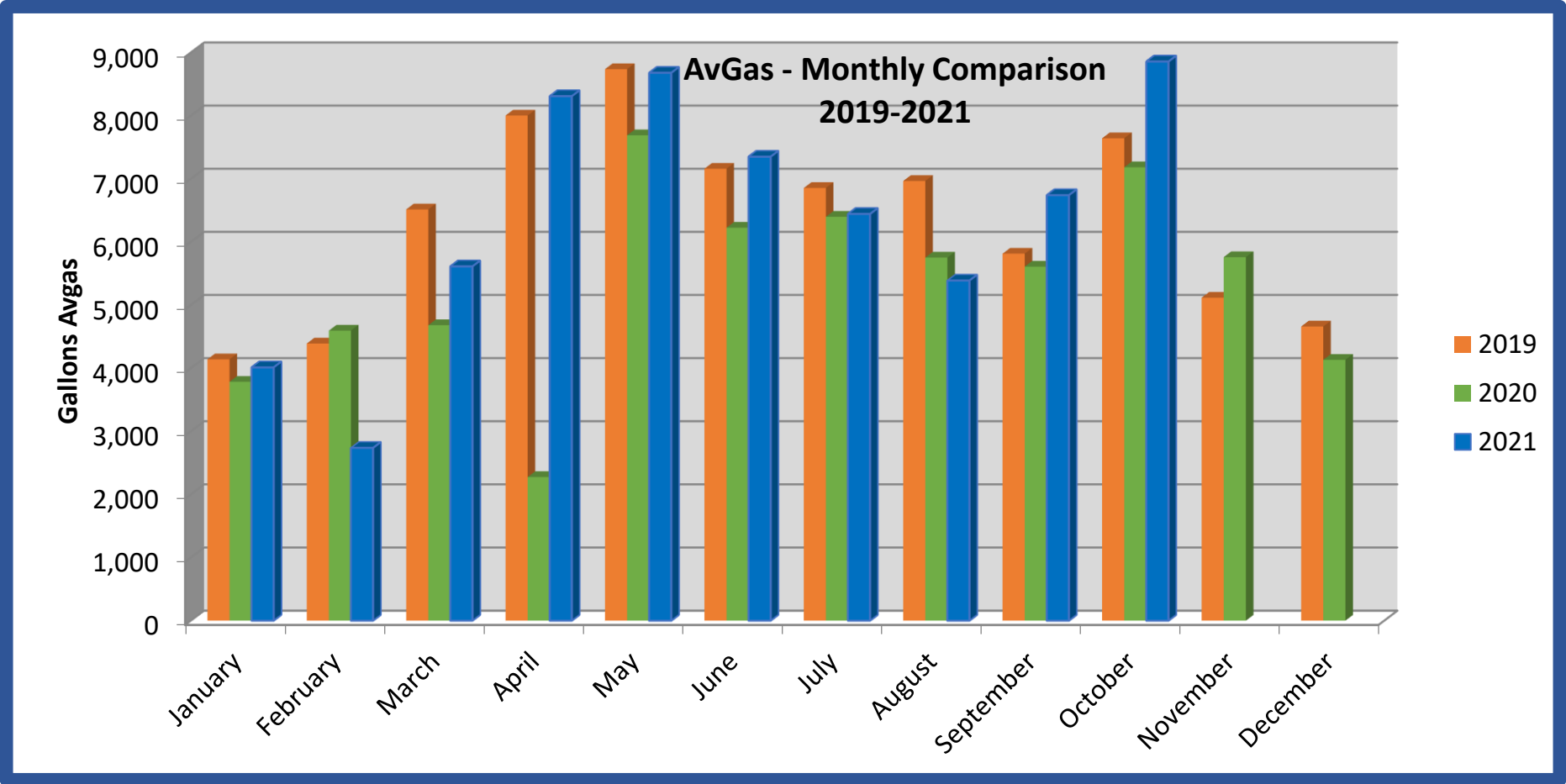
ARW FUEL



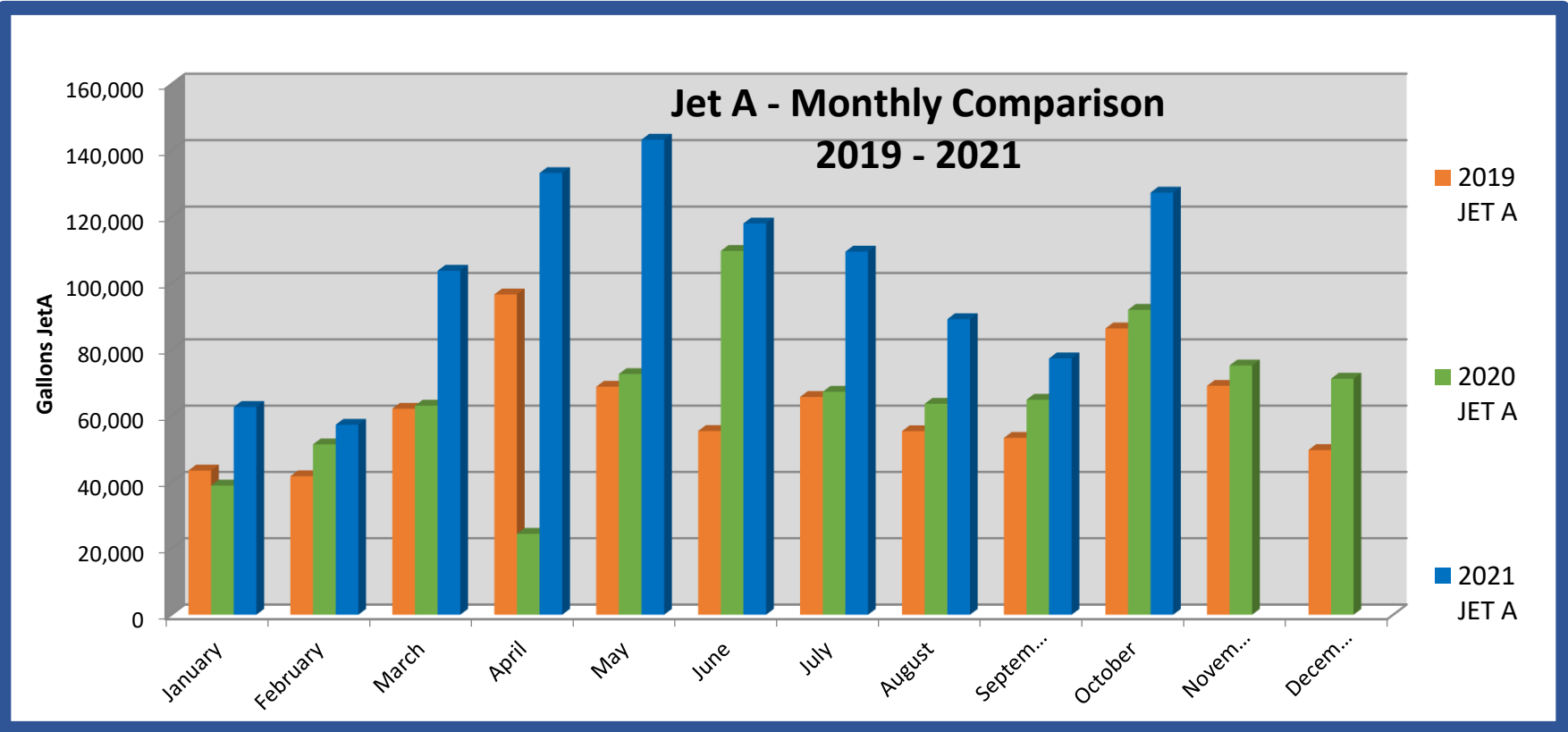
HXD FUEL OPS

	Avgas	Jet A	Comm	Total Flow		Avgas	Jet A	Comm	Total Flow			Avgas	Jet A	Comm	Total Flow
2021					2020					2019					
January	4,012	62,701	86,381	153,094	January	3,783	38,979	100,087	142,849		January	4,139	43,517	44,853	92,509
February	2,737	57,340	62,349	122,426	February	4,594	51,410	94,846	150,850		February	4,390	41,791	37,115	83,296
March	5,612	103,762	176,101	285,475	March	4,680	63,097	123,760	191,537		March	6,514	62,174	44,195	112,883
April	8,308	133,174	189,646	331,128	April	2,275	24,426	53,866	80,567		April	8,001	96,630	103,484	208,115
May	8,678	143,230	266,190	418,098	May	7,688	72,645	51,419	131,752		May	8,735	68,810	126,833	204,378
June	7,349	117,981	424,496	549,826	June	6,224	109,724	53,108	169,056		June	7,158	55,445	168,865	231,468
July	6,442	109,509	410,488	526,439	July	6,397	67,285	98,970	172,652		July	6,854	65,725	163,729	236,308
August	5,387	89,173	338,941	433,501	August	5,751	63,668	133,153	202,572		August	6,964	55,397	168,904	231,265
September	6,740	77,361	206,025	290,126	September	5,607	64,870	95,782	166,259		September	5,813	53,371	80,361	139,545
October	8,857	127,279	162,088	298,224	October	7,182	91,994	81,281	180,457		October	7,641	86,380	110,753	204,774
November					November	5,758	75,210	86,343	167,311		November	5,115	69,069	92,516	166,700
December					December	4,131	71,224	91,450	166,805		December	4,660	49,715	97,600	151,975
2021 Total	64,122	1,021,510	2,322,705	3,408,337	2020 Total	64,070	794,532	1,064,065	1,922,667		2019 Total	75,984	748,024	1,239,208	2,063,216

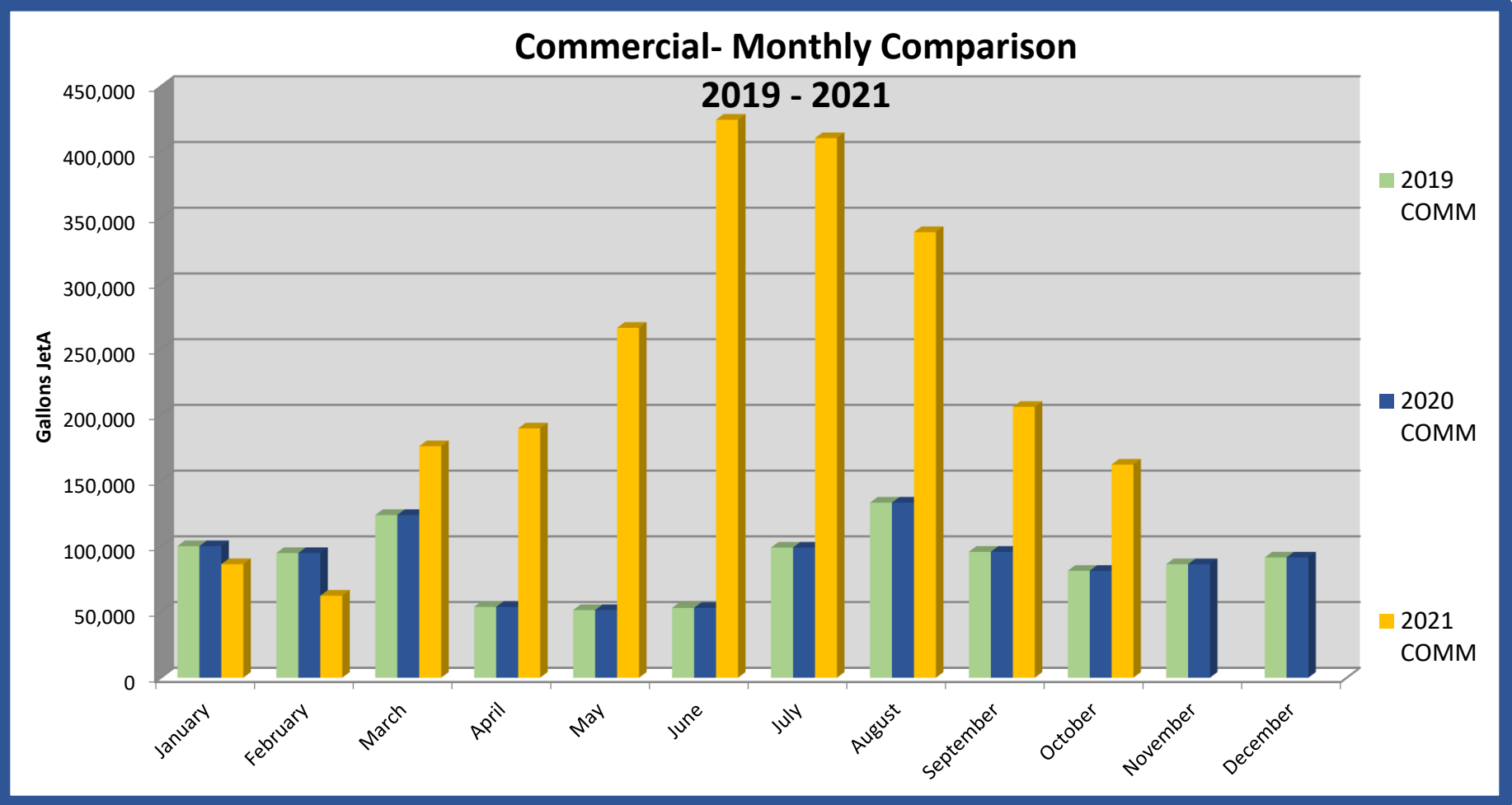
HXD FUEL



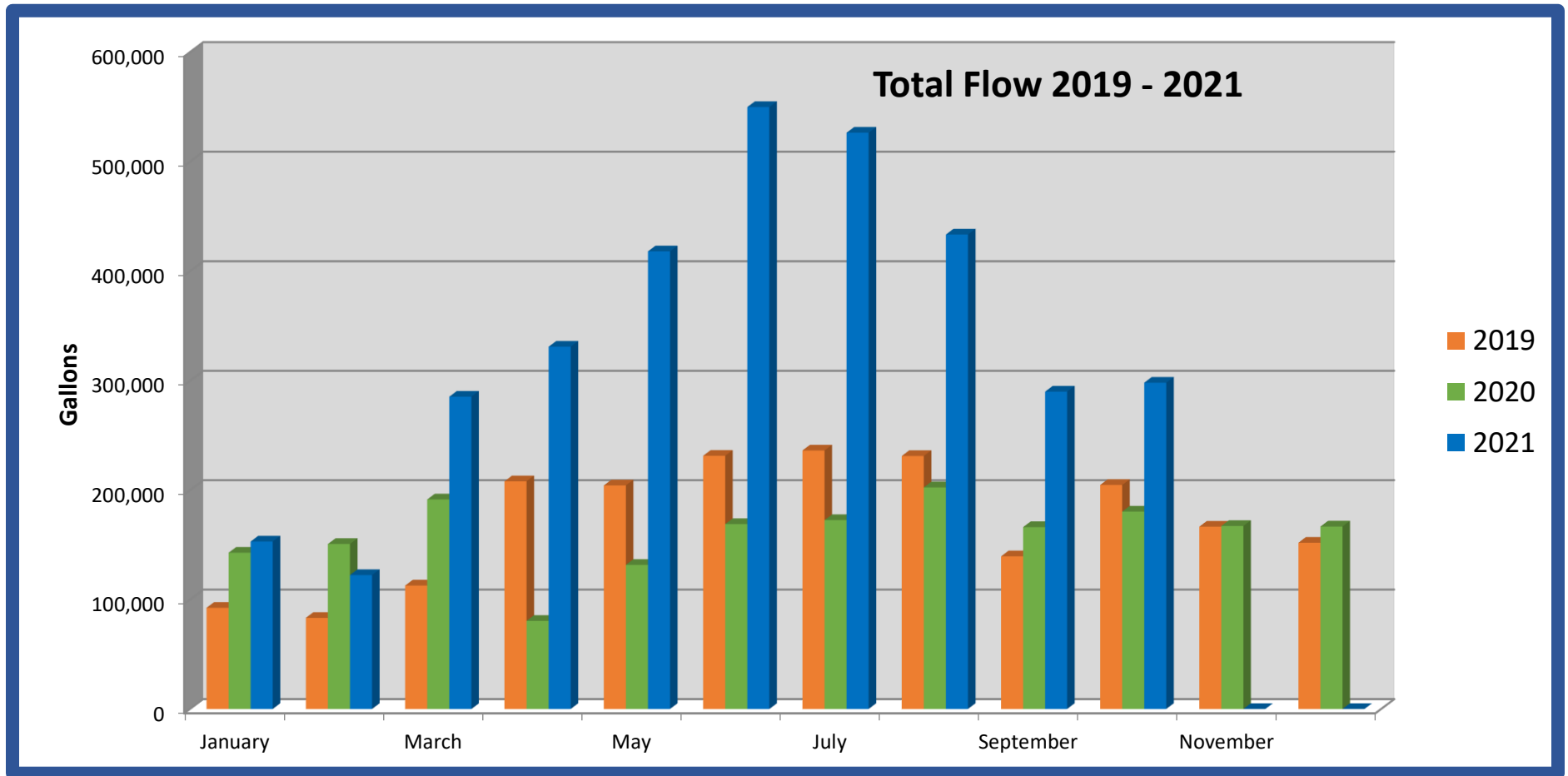
HXD FUEL



HXD FUEL



HXD FUEL



HXD ENPLANEMENTS/DEPLANEMENTS

ENPLANEMENTS

		2019	2019	2019	2020	2020	2020	2021	2021	2021	2022	2023
Airlines		AA	UA	DL	AA	UA	DL	AA	UA	DL		
JAN		3,906			4,887		4,359	2,939		2,634		
FEB		4,063			4,956		4,185	2,676		2,236		
MAR		4,805	53		4,389	3	2,753	6,482		5,666		
APR		4,846	3,797		300	47	192	9,262		7,877		
MAY		6,200	4,033	1,580	1,917	93	672	10,395	3,188	9,318		
JUN		5,430	3,691	5,349	3,370	130	1,168	11,286	6,541	8,154		
JUL		6,001	2,683	5,554	5,800	32	1,490	11,860	8,361	7,709		
AUG		6,655	2,804	5,702	6,633		2,808	10,510	8,405	6,291		
SEP		4,293	338	4,439	6,189		2,214	7,514	5,271	5,436		
OCT		5,392		5,021	6,374		2,311	7,888	3,900	3,930		
NOV		4,883		5,032	4,588		2,294					
DEC		4,584		4,538	3,374		2,285					
TOTALS		61,058	17,399	37,215	52,777	305	26,731	80,812	35,666	59,251	0	0

DEPLANEMENTS

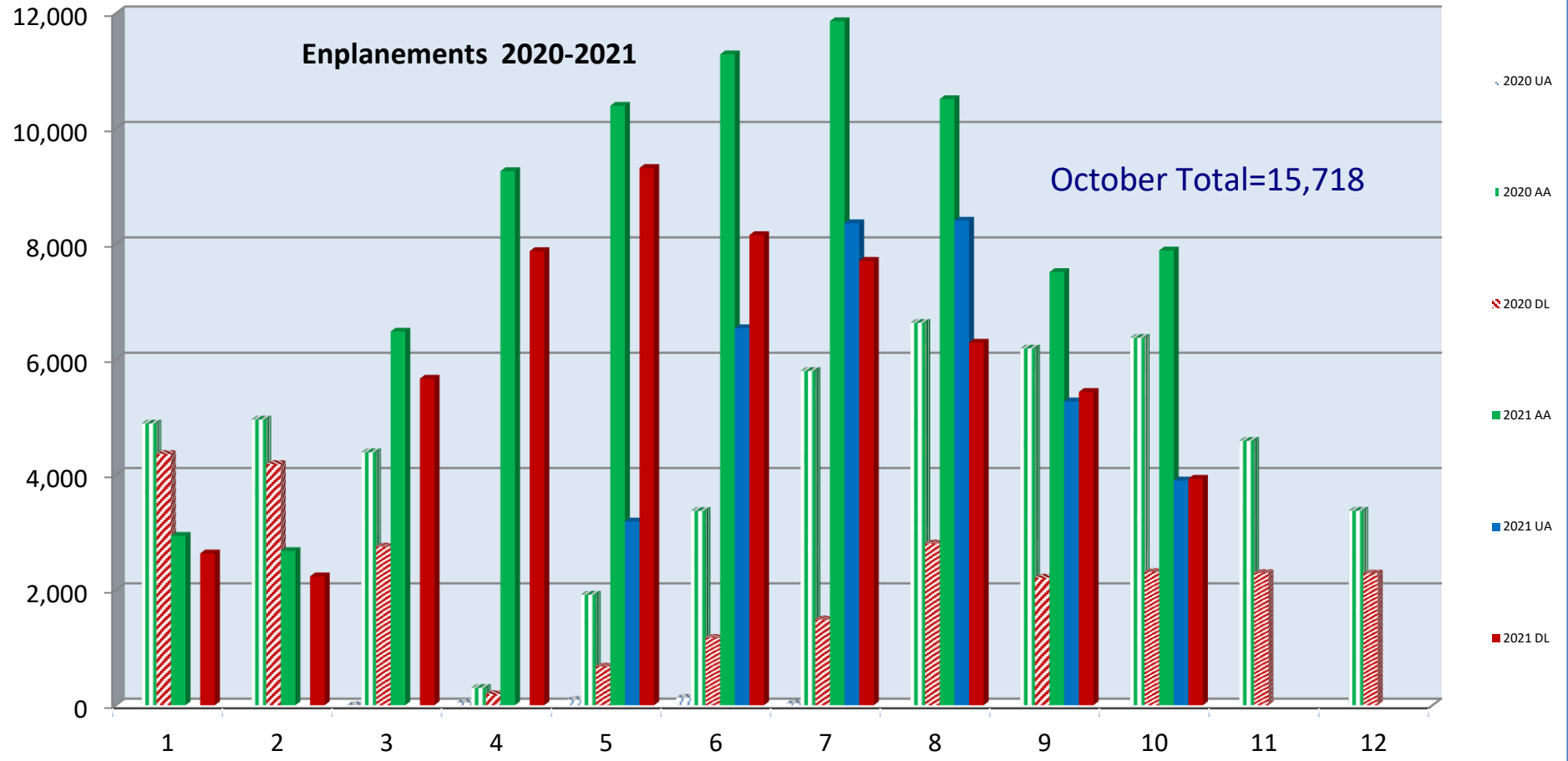
		2019	2019	2019	2020	2020	2020	2021	2021	2021	2022	2023
Airlines		AA	UA	DL	AA	UA	DL	AA	UA	DL		
JAN		3,585			4,613		4,024	2,401		2,347		
FEB		3,938			4,788		4,301	2,417		2,185		
MAR		5,022	74		3,985	0	2,454	7,178		6,433		
APR		4,846	4,006		263	53	134	9,188		7,754		
MAY		6,759	3,780	1,641	2,147	110	660	10,498	3,794	9,262		
JUN		6,128	3,555	5,157	3,368	154	1,085	11,585	6,744	8,487		
JUL		6,513	2,475	5,428	6,103	16	1,468	12,241	8,108	8,240		
AUG		6,820	2,662	5,446	6,411		2,888	9,998	7,513	6,357		
SEP		4,627	138	4,643	6,392		2,213	7,530	4,766	5,633		
OCT		5,573		5,681	6,140		2,344	7,409	3,758	4,051		
NOV		4,678		4,826	4,423		2,358					
DEC		4,607		4,995	3,425		2,352					
TOTALS		63,096	16,690	37,817	52,058	333	26,281	80,445	34,683	60,749	0	

TOTAL

		2019	2019	2019	2020	2020	2020	2021	2021	2021	2022	2023
Airlines		AA	UA	DL	AA	UA	DL	AA	UA	DL		
JAN		7,491			9,500		8,383	5,340		4,981		
FEB		8,001			9,744		8,486	5,093		4,421		
MAR		9,827	127		8,374	3	5,207	13,660		12,099		
APR		9,692	7,803		563	100	326	18,450		15,631		
MAY		12,959	7,813	3,221	4,064	203	1,332	20,893	6,982	18,580		
JUN		11,558	7,246	10,506	6,738	284	2,253	22,871	13,285	16,641		
JUL		12,514	5,158	10,982	11,903	48	2,958	24,101	16,469	15,949		
AUG		13,475	5,466	11,148	13,044		5,696	20,508	15,918	12,648		
SEP		8,920	476	9,082	12,581		4,427	15,044	10,037	11,069		
OCT		10,965		10,702	12,514		4,655	15,297	7,658	7,981		
NOV		9,561		9,858	9,011		4,652					
DEC		9,191		9,533	6,799		4,637					
TOTALS		124,154	34,089	75,032	104,835	638	53,012	161,257	70,349	120,000	0	0

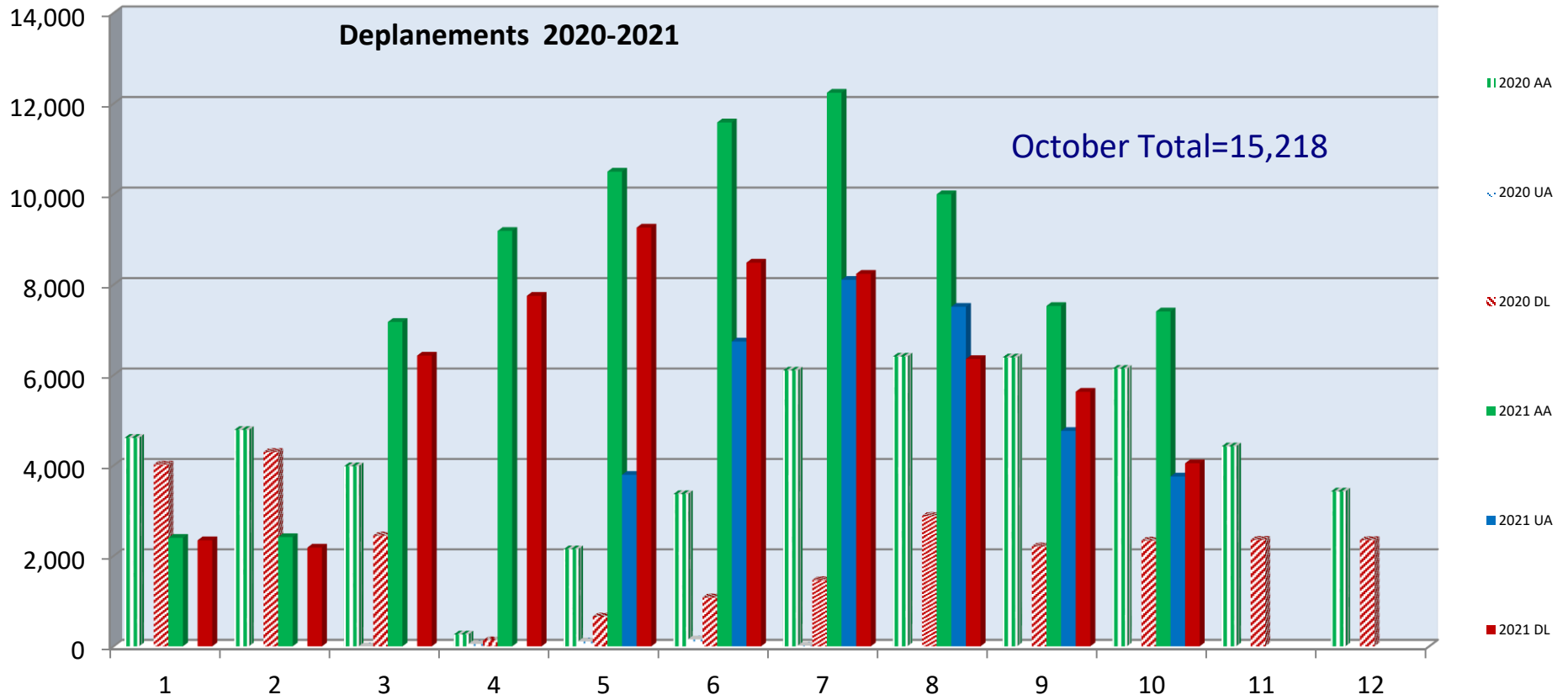
Enplanements 2020-2021

October Total=15,718

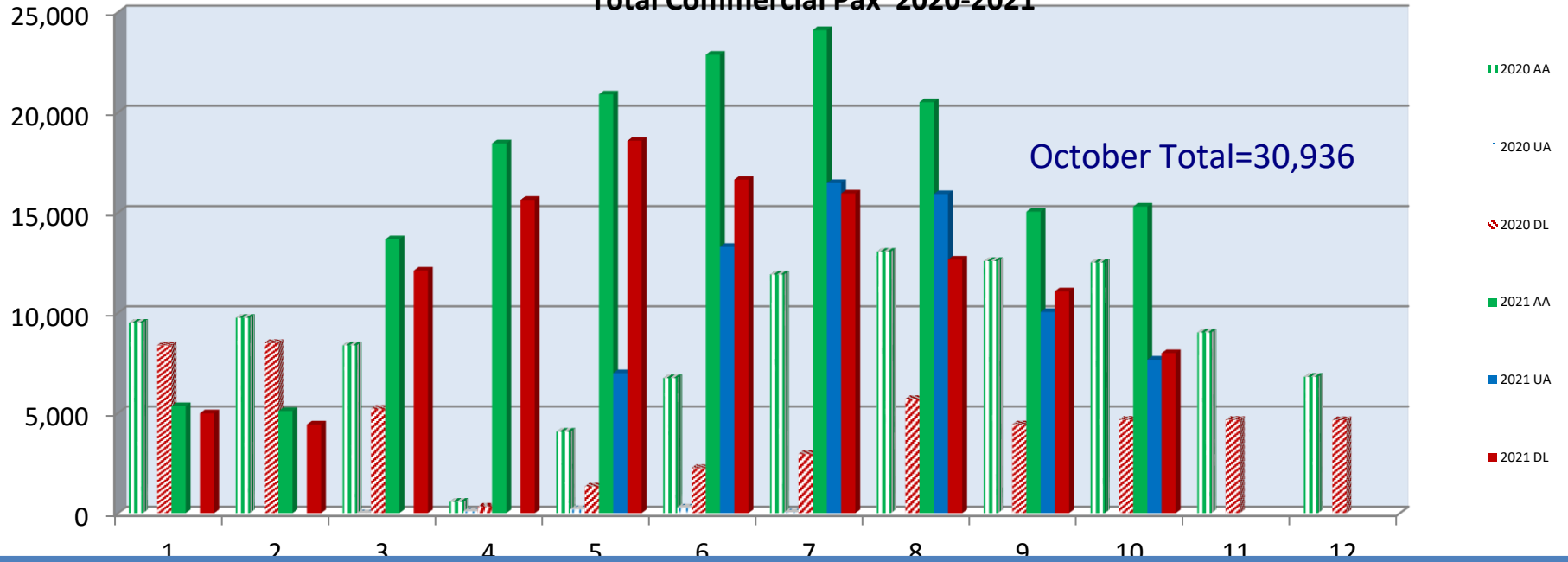


Deplanements 2020-2021

October Total=15,218



Total Commercial Pax 2020-2021



HXD TOWER REPORT

ITINERANT				LOCAL				Total	After Hrs. GA	After Hrs. Comm	Total Ops	YTD Total Ops
TOWER	AIR TAXI	GA	MILITARY	LOCAL GA	LOCAL MIL	VFR	IFR					
January	296	1,588	24	188	54	1,183	1,256	2,439	0	0	2,439	2,439
February	298	1,149	36	202	58	972	1,008	1,980	0	0	1,980	4,419
March	528	2,362	57	262	84	1,784	2,081	3,865	0	0	3,865	8,284
April	621	2,907	29	162	38	1,987	2,364	4,351	0	0	4,351	12,635
May	578	2,908	43	122	14	1,904	2,587	4,491	0	0	4,491	17,126
June	541	2,549	47	180	42	1765	2763	4528	0	0	4,528	21,654
July	493	2,707	68	145	38	1,952	2,717	4,669	0	0	4,669	26,323
August	443	2,144	41	122	48	1,458	2,389	3,847	0	0	3,847	30,170
September	389	2,249	74	222	22	1,695	1,919	3,614	0	0	3,614	33,784
October	567	2,349	121	120	20	1,299	2,297	3,596	0	0	3,596	37,380
November												37,380
December												37,380
TOTALS 2021	4,754	22,912	540	1,725	418	15,999	21,381	37,380	0	0	37,380	
ITINERANT				LOCAL				Total	After Hrs. GA	After Hrs. Comm	Total Ops	YTD Total Ops
TOWER	AIR TAXI	GA	MILITARY	LOCAL GA	LOCAL MIL	VFR	IFR					
January	206	1,262	23	240	28	1,069	1,040	2,109	0	0	2,109	2,109
February	270	1,256	23	152	44	882	1,171	2,053	0	0	2,053	4,162
March	331	1,335	13	336	49	1,141	1,317	2,458	0	0	2,458	6,620
April	137	895	19	619	18	1,141	644	1,785	0	0	1,785	8,405
May	378	1,900	20	357	0	1,449	1,437	2,886	0	0	2,886	11,291
June	553	2,084	27	278	12	1,442	1,732	3,174	0	0	3,174	14,465
July	371	2,222	52	226	18	1,472	1,766	3,238	0	0	3,238	17,703
August	285	1,908	26	207	40	1,457	1,438	2,895	0	0	2,895	20,598
September	347	1,699	20	254	28	1,317	1,387	2,704	0	0	2,704	23,302
October	434	2,321	39	244	38	1,559	1,839	3,398	0	0	3,398	26,700
November	348	1,820	39	305	109	1,451	1,589	3,040	0	0	3,040	29,740
December	0	0	0	0	0	0	1,360	0	0	0	2,589	32,329
TOTALS 2020	3,660	18,702	301	3,218	384	14,380	16,720	29,740	0	0	29,740	
ITINERANT				LOCAL				Total	After Hrs. GA	After Hrs. Comm	Total Ops	YTD Total Ops
TOWER	AIR TAXI	GA	MILITARY	LOCAL GA	LOCAL MIL	VFR	IFR					
January	248	1,265	26	198	32	1,012	923	1,935	29	0	1,964	1,964
February	202	1,107	39	189	24	806	904	1,710	24	0	1,734	3,698
March	337	1,780	28	276	74	1,421	1,254	2,675	31	0	2,706	6,404
April	466	2,028	36	120	74	1,278	1,774	3,052	30	0	3,082	9,486
May	320	2,206	29	144	48	1,495	1,643	3,138	28	0	3,166	12,652
June	283	2,020	22	153	50	1,452	1,601	3,053	27	0	3,080	15,732
July	290	2,229	23	244	6	1,677	1,658	3,335	28	0	3,363	19,095
August	292	1,841	24	206	54	1,367	1,585	2,952	27	0	2,979	22,074
September	244	1,572	12	152	56	1,140	1,220	2,360	27	30	2,417	24,491
October	398	1,741	25	165	68	1,091	1,627	2,718	25	18	2,761	27,252
November	356	1,644	42	260	28	1,194	1,450	2,644	28	0	2,672	29,924
December	263	1,291	25	158	16	720	1200	2,094	30	0	2,124	32,048
TOTALS 2019	3,699	20,724	331	2,265	530	14,653	16,839	31,666	334	48	32,048	

Note: *December 2020 broken down numbers are not available due to a software glitch at the tower.

