



## Beaufort County Airports Board Meeting

### Chairman

TREY AMBROSE

### Vice Chairman

HOWARD ACKERMAN

### Committee Members

ANNE ESPOSITO

LESLIE ADLAM FLORY

JAMES BUCKLEY

CHRIS BUTLER

MARK BAILEY

BRIAN TURRISI

IAN SCOTT

THOMAS SHEAHAN

NICHOLAS MESENBURG

### Airports Director

JON REMBOLD

### Interim County Administrator

ERIC GREENWAY

### Senior Administrative Assistant

ELENA MILBRANDT

### Administration Building

Beaufort County Government  
Hilton Head Island Airport  
120 Beach City Road  
Hilton Head Is, SC 29926

### Contact

Post Office Drawer 1228  
Beaufort, South Carolina 29901-1228  
(843) 255-2942

[www.beaufortcountysc.gov](http://www.beaufortcountysc.gov)

# Beaufort County Airports Board Agenda

Thursday, October 21, 2021 at 1:30 PM

[This meeting is being held virtually in accordance with Beaufort County Resolution 2020-05]

1. CALL TO ORDER
2. PLEDGE OF ALLEGIANCE
3. *PUBLIC NOTIFICATION OF THIS MEETING HAS BEEN PUBLISHED, POSTED, AND DISTRIBUTED IN COMPLIANCE WITH THE SOUTH CAROLINA FREEDOM OF INFORMATION ACT*
4. APPROVAL OF AGENDA
5. APPROVAL OF MINUTES – AUGUST 19, 2021
6. PUBLIC COMMENT
  - *Limited to Three Minutes Each Person*
7. DIRECTOR'S REPORT
  - BEAUFORT EXECUTIVE AIRPORT UPDATE
  - HILTON HEAD ISLAND AIRPORT UPDATE
8. UNFINISHED BUSINESS
9. NEW BUSINESS – JON REMBOLD

### ACTION ITEMS

10. BEAUFORT EXECUTIVE AIRPORT (ARW) - JANITORIAL SERVICES -ON POINT COMMERCIAL AND RESIDENTIAL CLEANING (**VOTE**)
11. HILTON HEAD ISLAND AIRPORT (HXD) – JANITORIAL SERVICES – LOW COUNTRY COMMERCIAL SERVICES (**VOTE**)
12. BEAUFORT EXECUTIVE AIRPORT (ARW) – 5% HANGAR RATE INCREASE (**VOTE**)
13. HILTON HEAD ISLAND AIRPORT (HXD) – 5% HANGAR RATE INCREASE (**VOTE**)

### COMMITTEE REPORTS

14. CHAIRMAN UPDATE

### CITIZEN COMMENTS

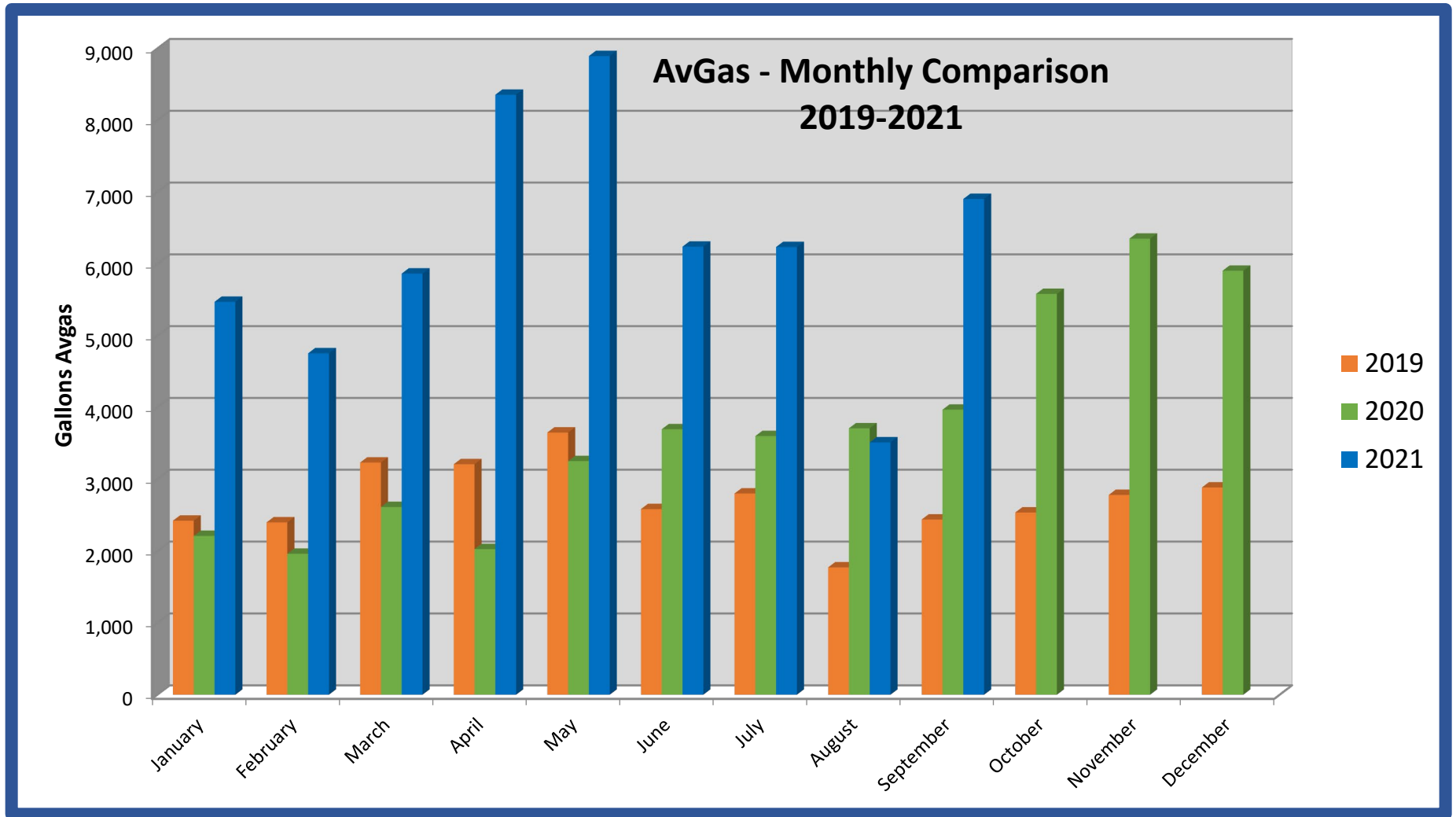
15. CITIZEN COMMENT (*Every member of the public who is recognized to speak shall limit comments to three minutes*)
16. ADJOURNMENT

### FUTURE MEETING

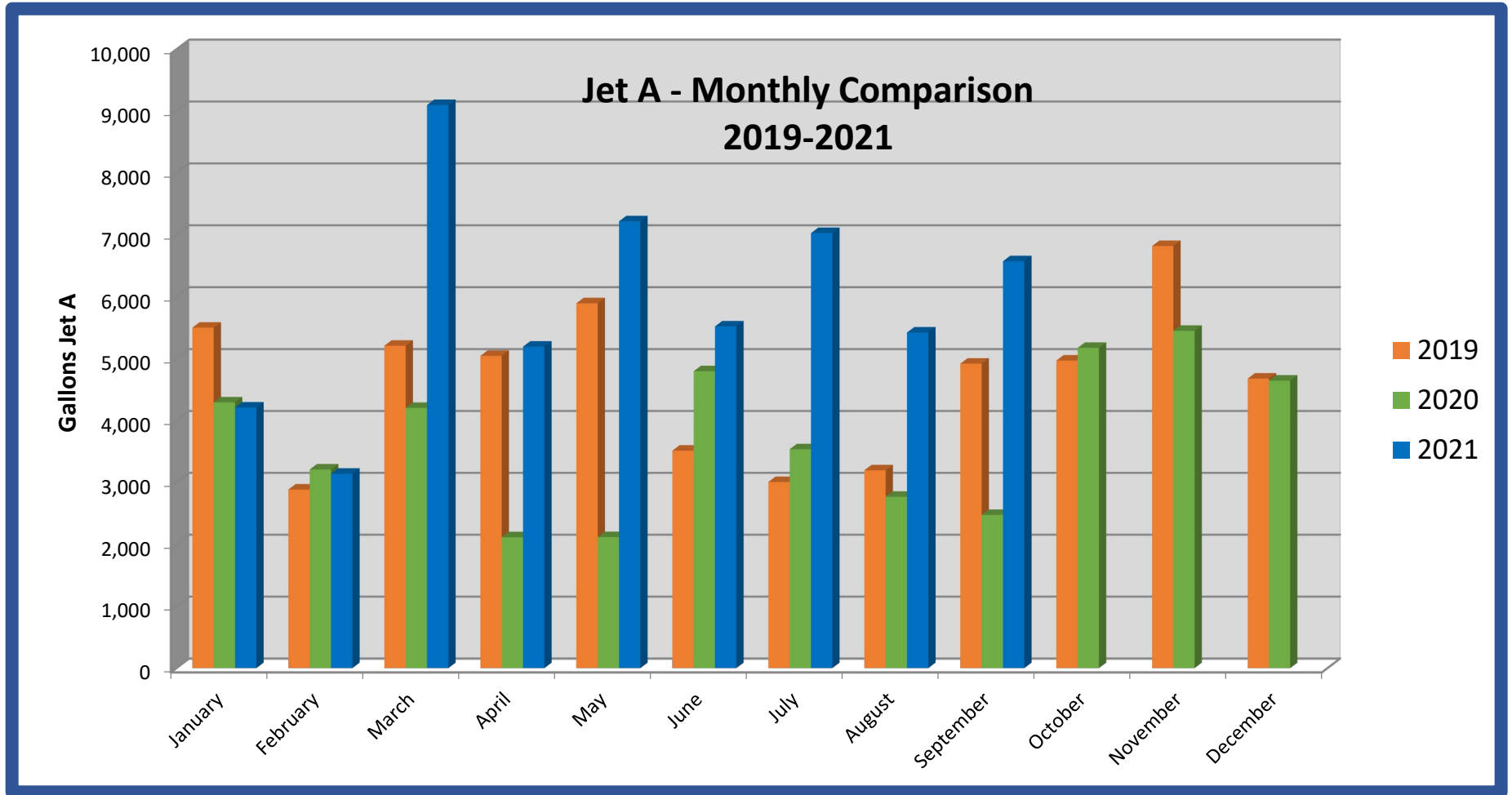
17. THE NEXT MEETING WILL BE HELD ON THURSDAY, NOVEMBER 18, 2021, 1:30 PM. FOR MORE INFO, PLEASE CLICK [HERE](#):

[www.beaufortcountysc.gov/events/2021/11/Airports%20Board%202021-11-18.html](http://www.beaufortcountysc.gov/events/2021/11/Airports%20Board%202021-11-18.html)

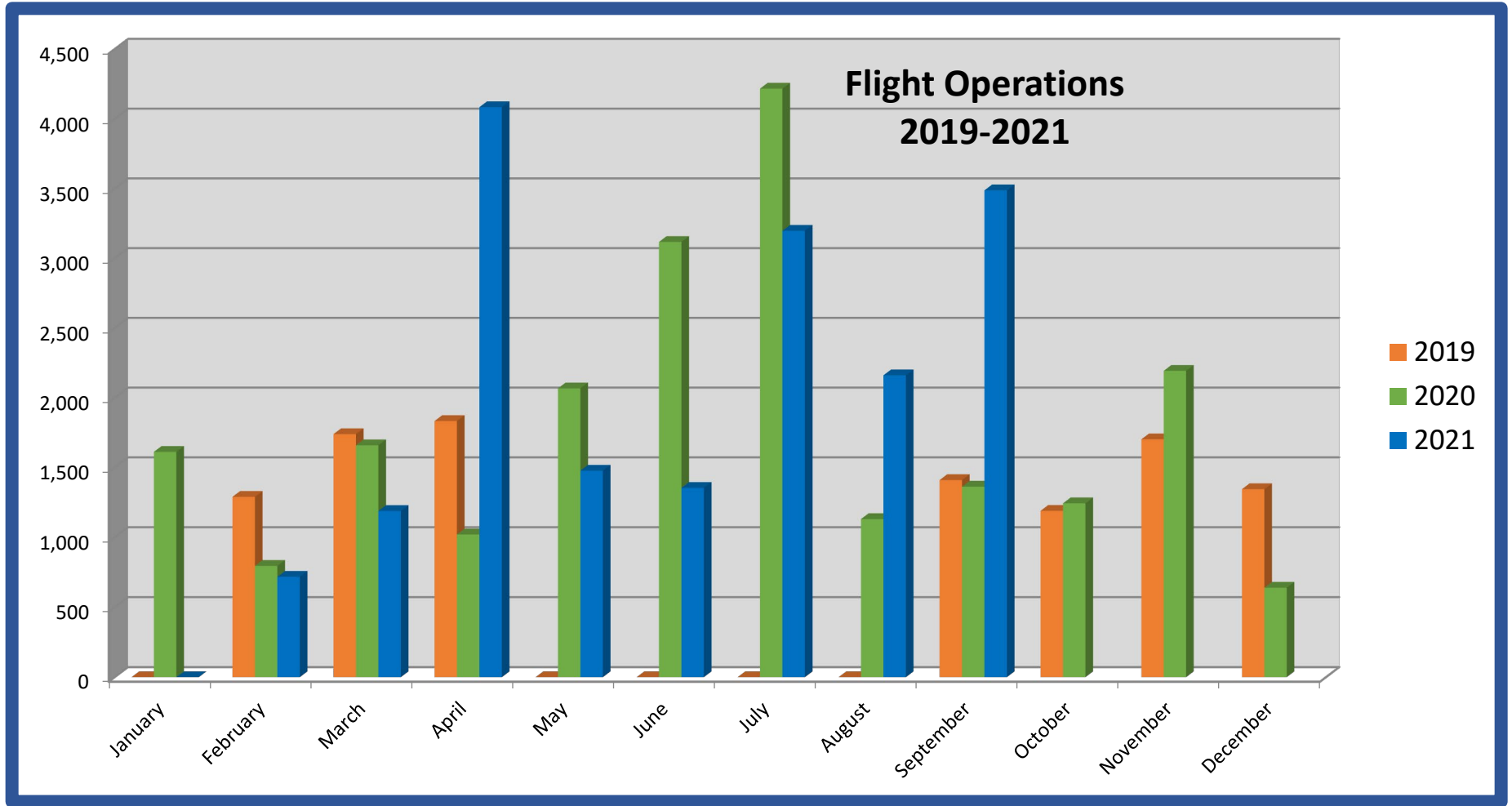
# ARW FUEL



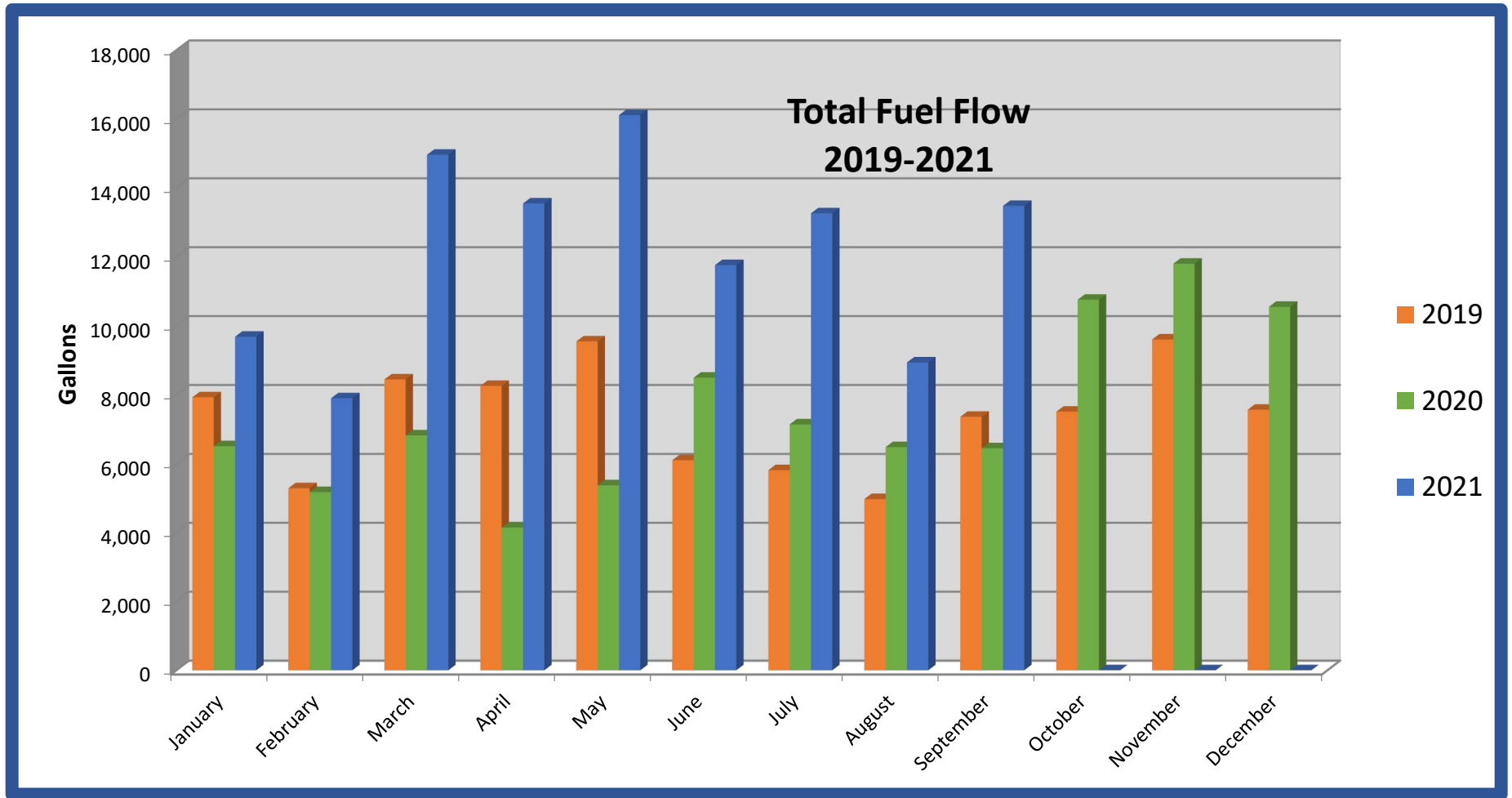
# ARW FUEL



# ARW FUEL



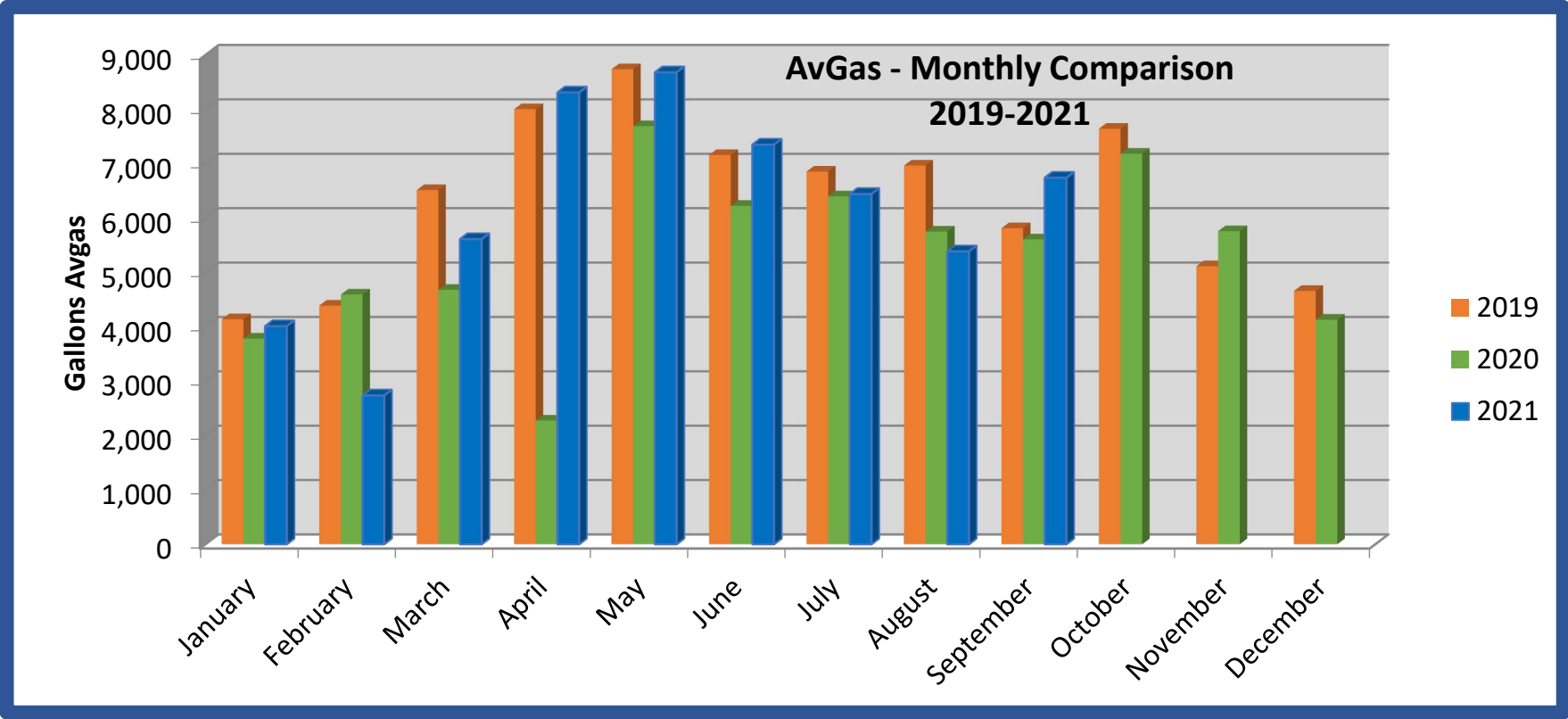
# ARW FUEL



## HXD FUEL OPS

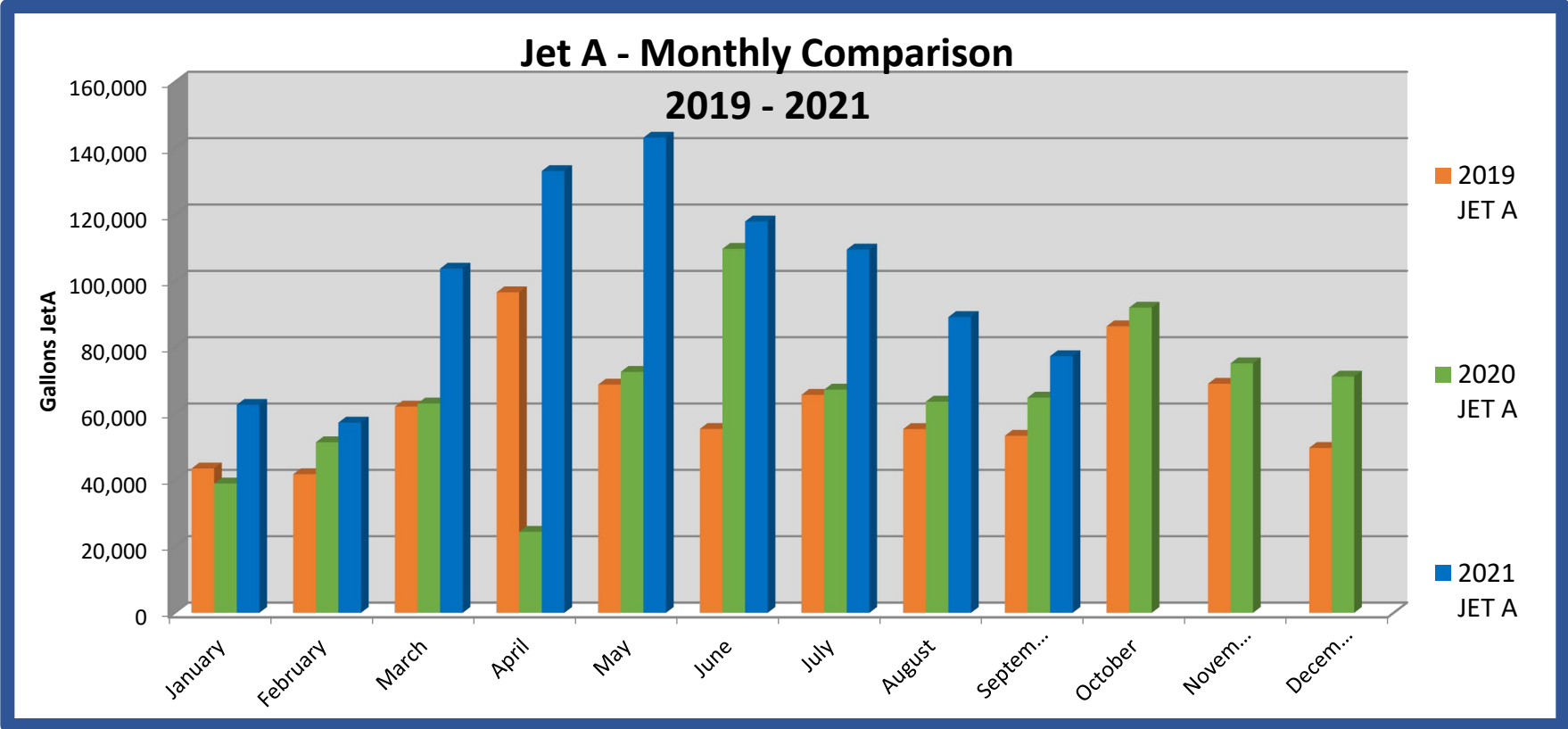
	Avgas	Jet A	Comm	Total Flow		Avgas	Jet A	Comm	Total Flow		Avgas	Jet A	Comm	Total Flow
<b>2021</b>					<b>2020</b>					<b>2019</b>				
<b>January</b>	4,012	62,701	86,381	153,094	<b>January</b>	3,783	38,979	100,087	142,849	<b>January</b>	4,139	43,517	44,853	92,509
<b>February</b>	2,737	57,340	62,349	122,426	<b>February</b>	4,594	51,410	94,846	150,850	<b>February</b>	4,390	41,791	37,115	83,296
<b>March</b>	5,612	103,762	176,101	285,475	<b>March</b>	4,680	63,097	123,760	191,537	<b>March</b>	6,514	62,174	44,195	112,883
<b>April</b>	8,308	133,174	189,646	331,128	<b>April</b>	2,275	24,426	53,866	80,567	<b>April</b>	8,001	96,630	103,484	208,115
<b>May</b>	8,678	143,230	266,190	418,098	<b>May</b>	7,688	72,645	51,419	131,752	<b>May</b>	8,735	68,810	126,833	204,378
<b>June</b>	7,349	117,981	424,496	549,826	<b>June</b>	6,224	109,724	53,108	169,056	<b>June</b>	7,158	55,445	168,865	231,468
<b>July</b>	6,442	109,509	410,488	526,439	<b>July</b>	6,397	67,285	98,970	172,652	<b>July</b>	6,854	65,725	163,729	236,308
<b>August</b>	5387	89,173	338,941	433,501	<b>August</b>	5,751	63,668	133,153	202,572	<b>August</b>	6,964	55,397	168,904	231,265
<b>September</b>	6740	77,361	206,025	290,126	<b>September</b>	5,607	64,870	95,782	166,259	<b>September</b>	5,813	53,371	80,361	139,545
<b>October</b>					<b>October</b>	7,182	91,994	81,281	180,457	<b>October</b>	7,641	86,380	110,753	204,774
<b>November</b>					<b>November</b>	5,758	75,210	86,343	167,311	<b>November</b>	5,115	69,069	92,516	166,700
<b>December</b>					<b>December</b>	4,131	71,224	91,450	166,805	<b>December</b>	4,660	49,715	97,600	151,975
<b>2021 Total</b>	<b>55,265</b>	<b>894,231</b>	<b>2,160,617</b>	<b>3,110,113</b>	<b>2020 Total</b>	<b>64,070</b>	<b>794,532</b>	<b>1,064,065</b>	<b>1,922,667</b>	<b>2019 Total</b>	<b>75,984</b>	<b>748,024</b>	<b>1,239,208</b>	<b>2,063,216</b>

# HXD FUEL

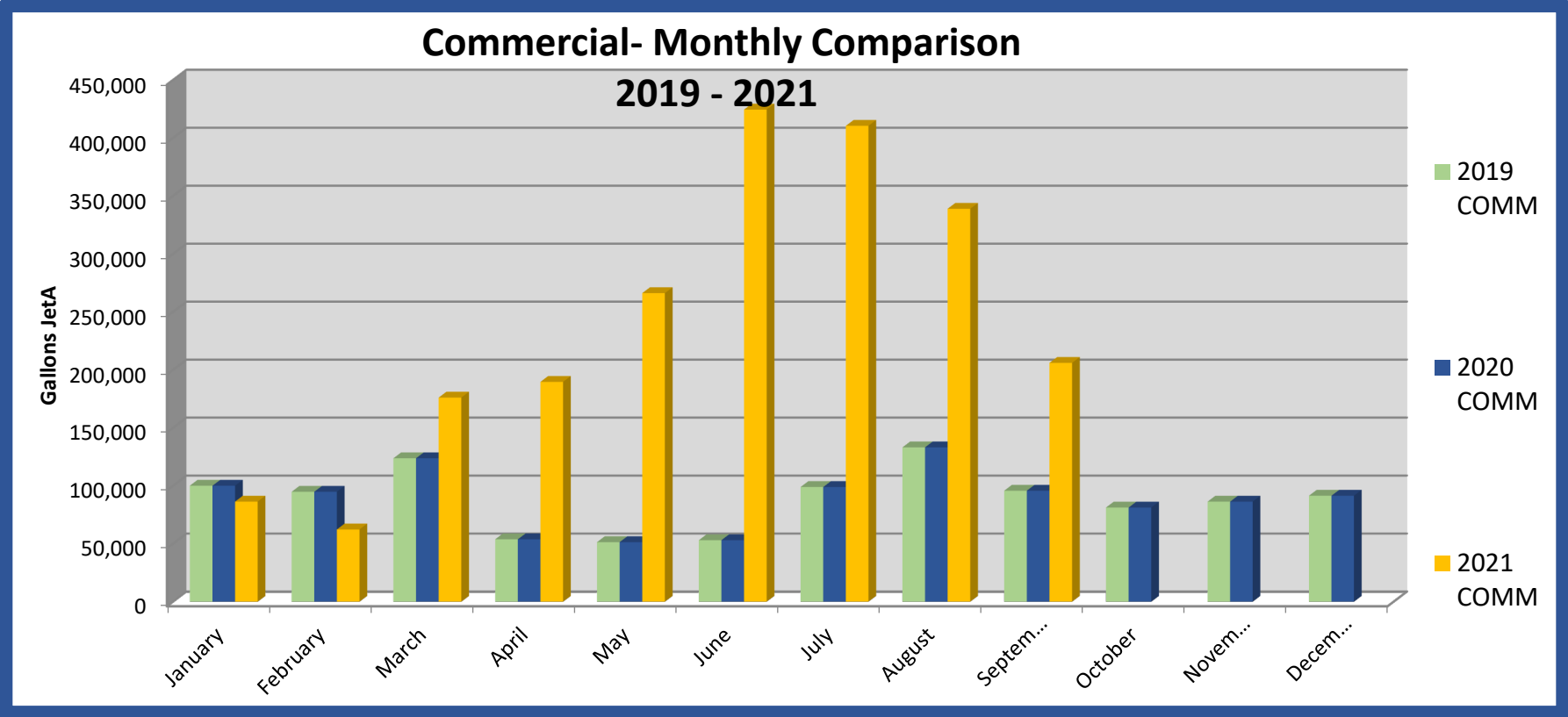




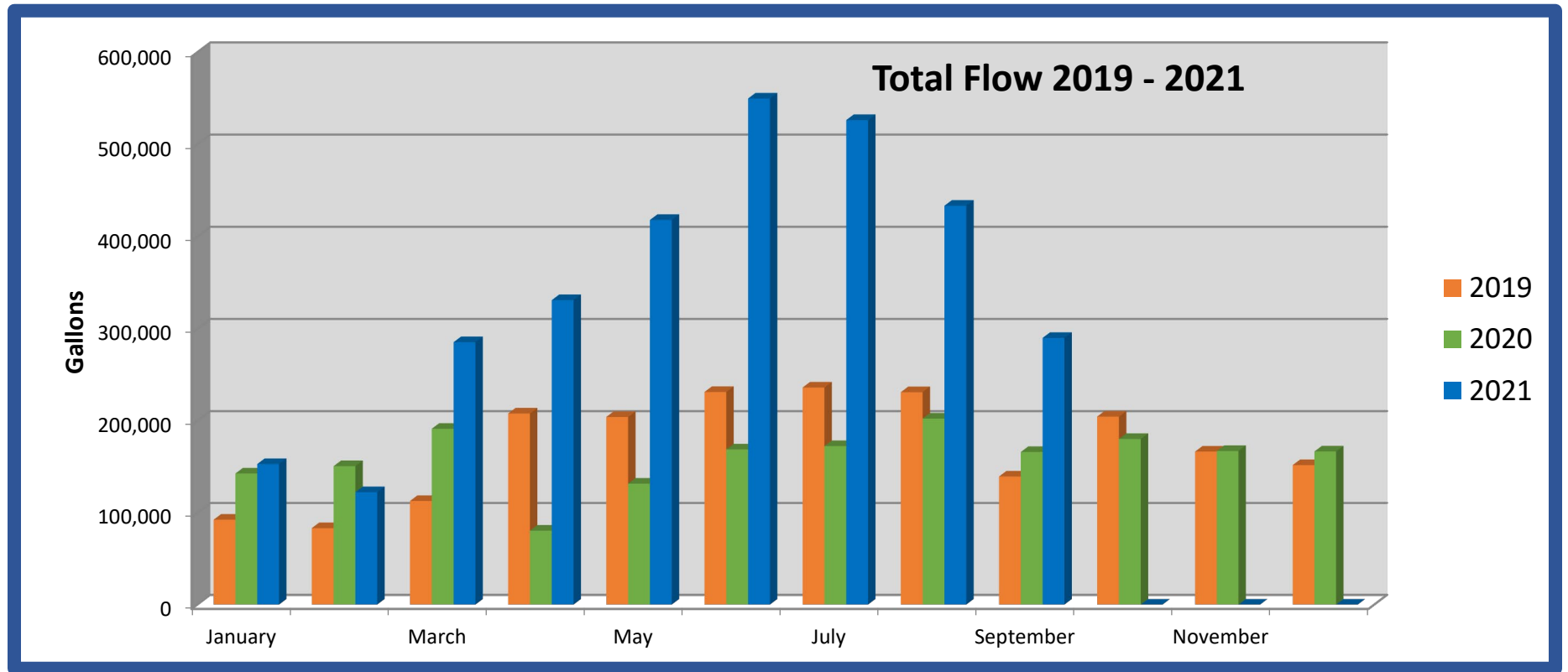
# HXD FUEL



# HXD FUEL



# HXD FUEL



## HXD ENPLANEMENTS/DEPLANEMENTS

### ENPLANEMENTS

		2019	2019	2019	2020	2020	2020	2021	2021	2021	2022	2023
Airlines		AA	UA	DL	AA	UA	DL	AA	UA	DL		
JAN		3,906			4,887		4,359	2,939		2,634		
FEB		4,063			4,956		4,185	2,676		2,236		
MAR		4,805	53		4,389	3	2,753	6,482		5,666		
APR		4,846	3,797		300	47	192	9,262		7,877		
MAY		6,200	4,033	1,580	1,917	93	672	10,395	3,188	9,318		
JUN		5,430	3,691	5,349	3,370	130	1,168	11,286	6,541	8,154		
JUL		6,001	2,683	5,554	5,800	32	1,490	11,860	8,361	7,709		
AUG		6,655	2,804	5,702	6,633		2,808	10,510	8,405	6,291		
SEP		4,293	338	4,439	6,189		2,214	7,514	5,271	5,436		
OCT		5,392		5,021	6,374		2,311					
NOV		4,883		5,032	4,588		2,294					
DEC		4,584		4,538	3,374		2,285					
<b>TOTALS</b>		<b>61,058</b>	<b>17,399</b>	<b>37,215</b>	<b>52,777</b>	<b>305</b>	<b>26,731</b>	<b>72,924</b>	<b>31,766</b>	<b>55,321</b>	<b>0</b>	<b>0</b>

### DEPLANEMENTS

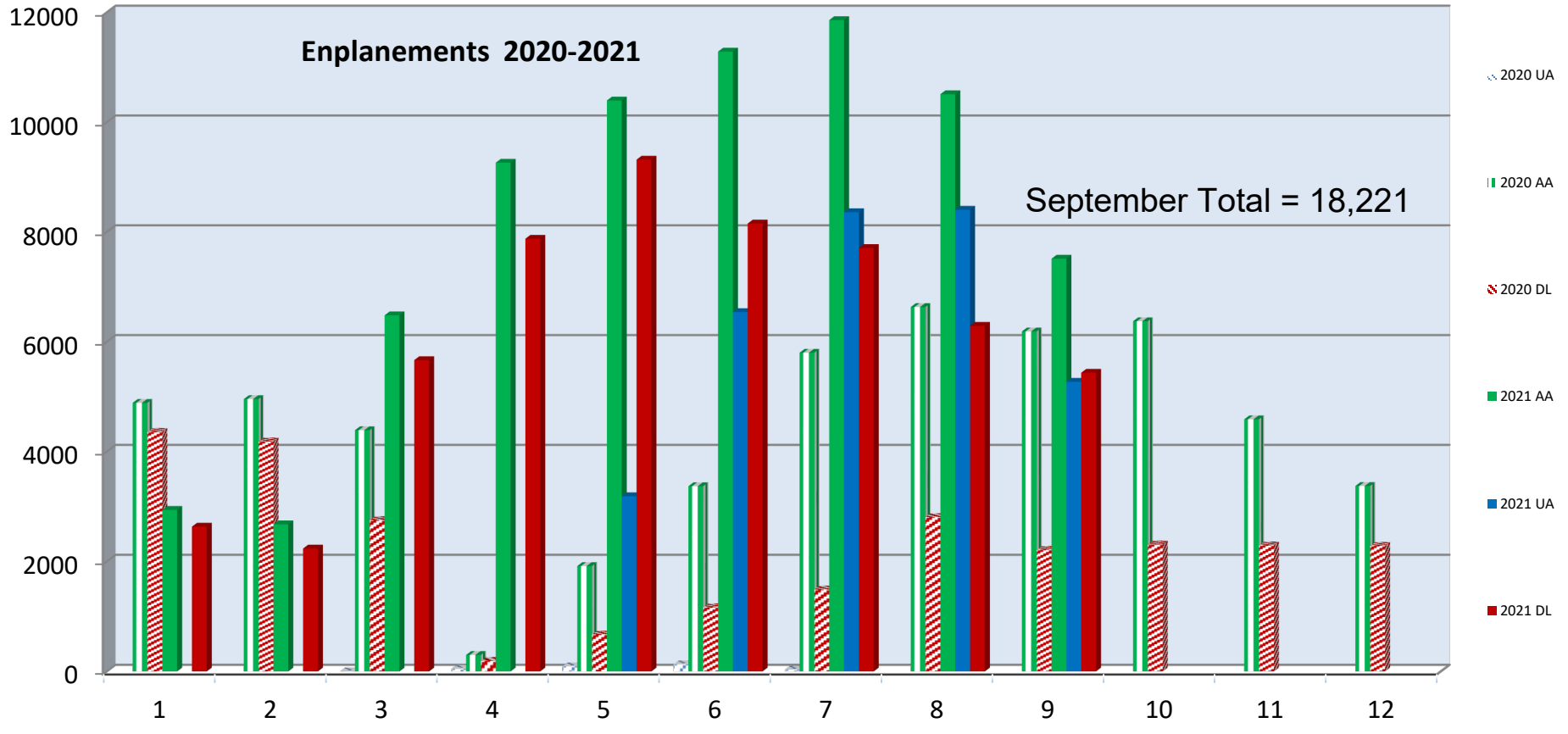
		2019	2019	2019	2020	2020	2020	2021	2021	2021	2022	2023
Airlines		AA	UA	DL	AA	UA	DL	AA	UA	DL		
JAN		3,585			4,613		4,024	2,401		2,347		
FEB		3,938			4,788		4,301	2,417		2,185		
MAR		5,022	74		3,985	0	2,454	7,178		6,433		
APR		4,846	4,006		263	53	134	9,188		7,754		
MAY		6,759	3,780	1,641	2,147	110	660	10,498	3,794	9,262		
JUN		6,128	3,555	5,157	3,368	154	1,085	11,585	6,744	8,487		
JUL		6,513	2,475	5,428	6,103	16	1,468	12,241	8,108	8,240		
AUG		6,820	2,662	5,446	6,411		2,888	9,998	7,513	6,357		
SEP		4,627	138	4,643	6,392		2,213	7,530	4,766	5,633		
OCT		5,573		5,681	6,140		2,344					
NOV		4,678		4,826	4,423		2,358					
DEC		4,607		4,995	3,425		2,352					
<b>TOTALS</b>		<b>63,096</b>	<b>16,690</b>	<b>37,817</b>	<b>52,058</b>	<b>333</b>	<b>26,281</b>	<b>73,036</b>	<b>30,925</b>	<b>56,698</b>	<b>0</b>	

### TOTAL

		2019	2019	2019	2020	2020	2020	2021	2021	2021	2022	2023
Airlines		AA	UA	DL	AA	UA	DL	AA	UA	DL		
JAN		7,491			9,500		8,383	5,340		4,981		
FEB		8,001			9,744		8,486	5,093		4,421		
MAR		9,827	127		8,374	3	5,207	13,660		12,099		
APR		9,692	7,803		563	100	326	18,450		15,631		
MAY		12,959	7,813	3,221	4,064	203	1,332	20,893	6,982	18,580		
JUN		11,558	7,246	10,506	6,738	284	2,253	22,871	13,285	16,641		
JUL		12,514	5,158	10,982	11,903	48	2,958	24,101	16,469	15,949		
AUG		13,475	5,466	11,148	13,044		5,696	20,508	15,918	12,648		
SEP		8,920	476	9,082	12,581		4,427	15,044	10,037	11,069		
OCT		10,965		10,702	12,514		4,655					
NOV		9,561		9,858	9,011		4,652					
DEC		9,191		9,533	6,799		4,637					
<b>TOTALS</b>		<b>124,154</b>	<b>34,089</b>	<b>75,032</b>	<b>104,835</b>	<b>638</b>	<b>53,012</b>	<b>145,960</b>	<b>62,691</b>	<b>112,019</b>	<b>0</b>	<b>0</b>

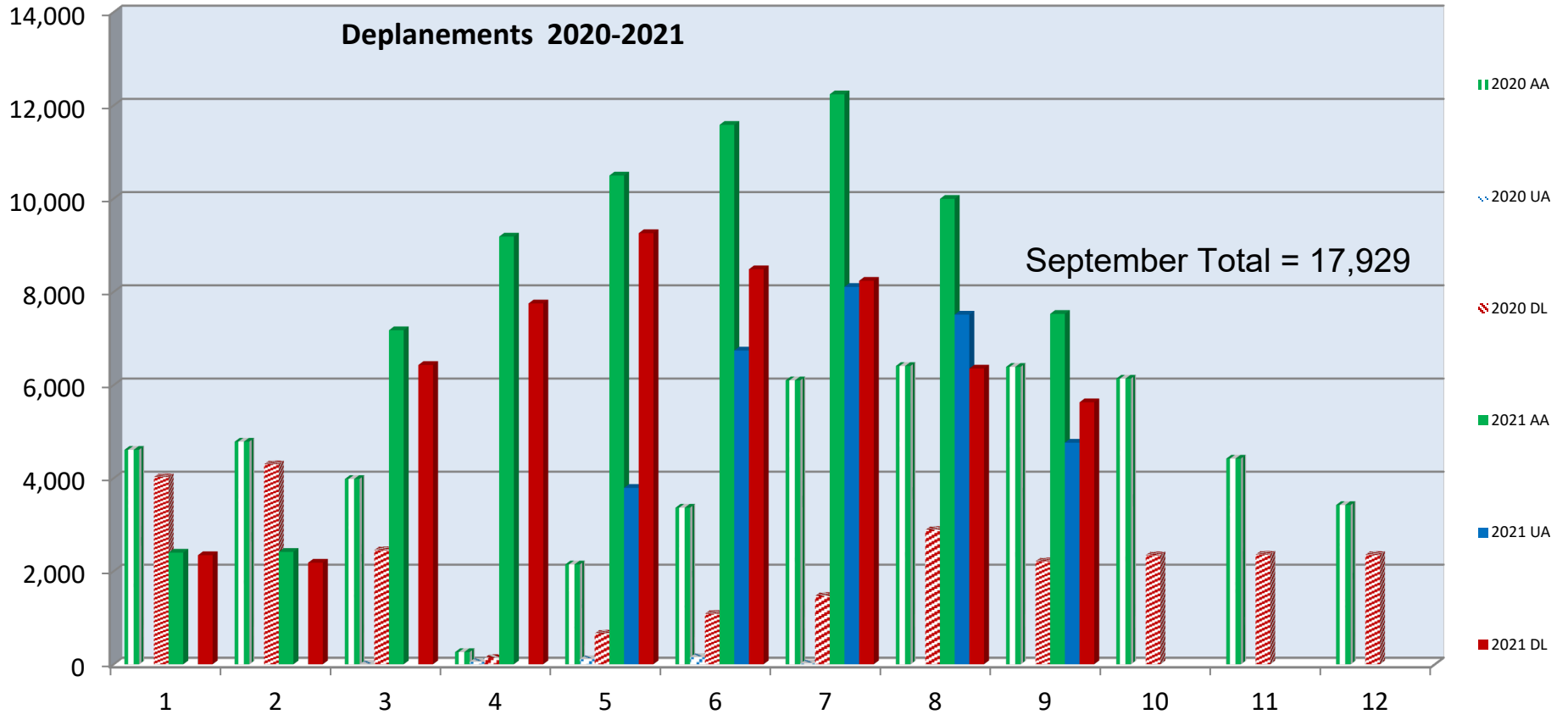
### Enplanements 2020-2021

September Total = 18,221

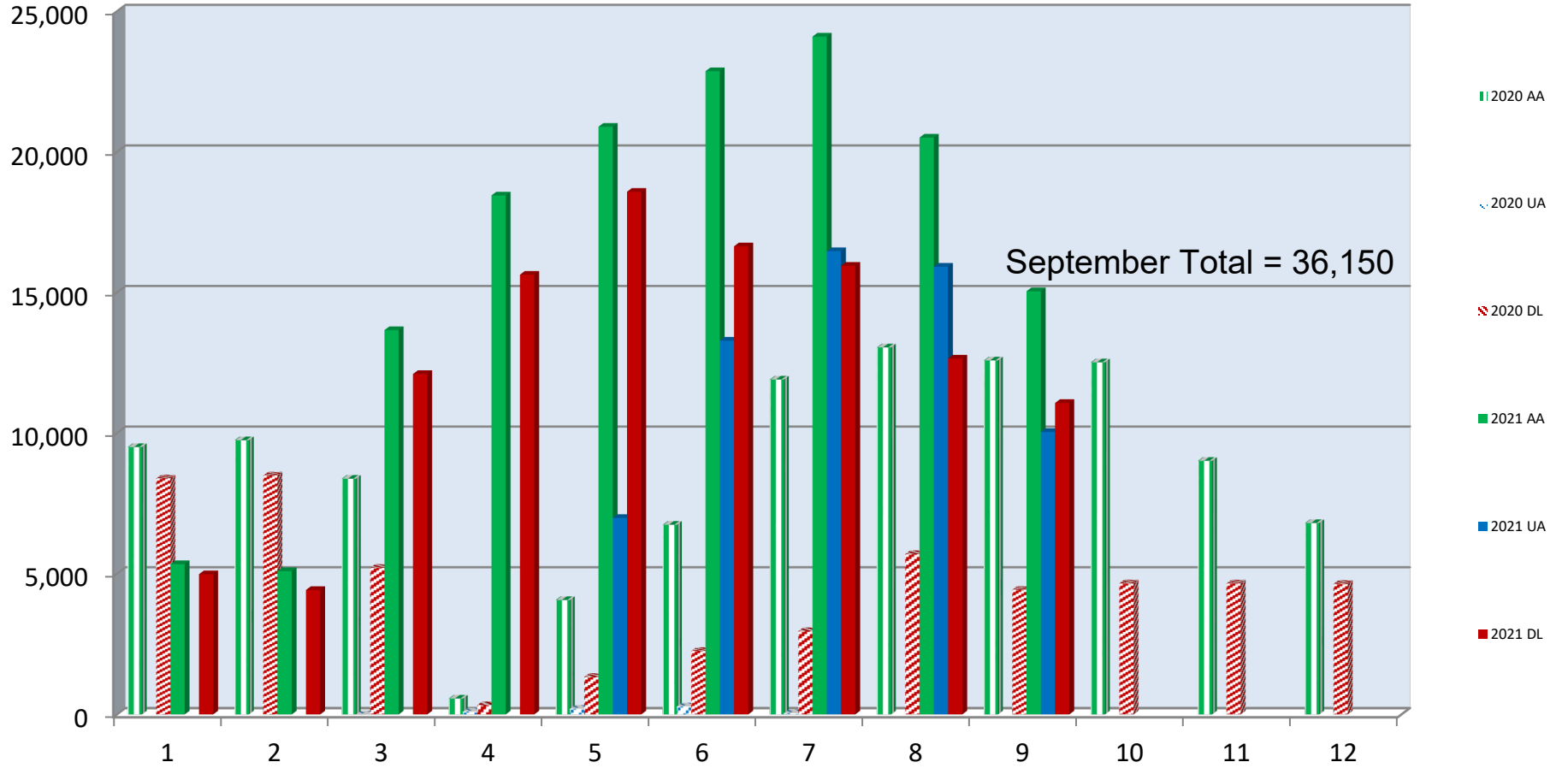


### Deplanements 2020-2021

September Total = 17,929



Total Commercial Pax 2020-2021



## HXD TOWER REPORT

ITINERANT				LOCAL				Total	After Hrs. GA	After Hrs. Comm	Total Ops	YTD Total Ops
TOWER	AIR TAXI	GA	MILITARY	LOCAL GA	LOCAL MIL	VFR	IFR					
January	296	1,588	24	188	54	1,183	1,256	2,439	0	0	2,439	2,439
February	298	1,149	36	202	58	972	1,008	1,980	0	0	1,980	4,419
March	528	2,362	57	262	84	1,784	2,081	3,865	0	0	3,865	8,284
April	621	2,907	29	162	38	1,987	2,364	4,351	0	0	4,351	12,635
May	578	2,908	43	122	14	1,904	2,587	4,491	0	0	4,491	17,126
June	541	2,549	47	180	42	1,765	2,763	4,528	0	0	4,528	21,654
July	493	2,707	68	145	38	1,952	2,717	4,669	0	0	4,669	26,323
August	443	2,144	41	122	48	1,458	2,389	3,847	0	0	3,847	30,170
September	389	2,249	74	222	22	1,695	1,919	3,614	0	0	3,614	33,784
October												33,784
November												33,784
December												33,784
<b>TOTALS 2021</b>	<b>4,187</b>	<b>20,563</b>	<b>419</b>	<b>1,605</b>	<b>398</b>	<b>14,700</b>	<b>19,084</b>	<b>33,784</b>	<b>0</b>	<b>0</b>	<b>33,784</b>	
ITINERANT				LOCAL				Total	After Hrs. GA	After Hrs. Comm	Total Ops	YTD Total Ops
TOWER	AIR TAXI	GA	MILITARY	LOCAL GA	LOCAL MIL	VFR	IFR					
January	206	1,262	23	240	28	1,069	1,040	2,109	0	0	2,109	2,109
February	270	1,256	23	152	44	882	1,171	2,053	0	0	2,053	4,162
March	331	1,335	13	336	49	1,141	1,317	2,458	0	0	2,458	6,620
April	137	895	19	619	18	1,141	644	1,785	0	0	1,785	8,405
May	378	1,900	20	357	0	1,449	1,437	2,886	0	0	2,886	11,291
June	553	2,084	27	278	12	1,442	1,732	3,174	0	0	3,174	14,465
July	371	2,222	52	226	18	1,472	1,766	3,238	0	0	3,238	17,703
August	285	1,908	26	207	40	1,457	1,438	2,895	0	0	2,895	20,598
September	347	1,699	20	254	28	1,317	1,387	2,704	0	0	2,704	23,302
October	434	2,321	39	244	38	1,559	1,839	3,398	0	0	3,398	26,700
November	348	1,820	39	305	109	1,451	1,589	3,040	0	0	3,040	29,740
December	0	0	0	0	0	0	1,360	0	0	0	2,589	32,329
<b>TOTALS 2020</b>	<b>3,660</b>	<b>18,702</b>	<b>301</b>	<b>3,218</b>	<b>384</b>	<b>14,380</b>	<b>16,720</b>	<b>29,740</b>	<b>0</b>	<b>0</b>	<b>29,740</b>	
ITINERANT				LOCAL				Total	After Hrs. GA	After Hrs. Comm	Total Ops	YTD Total Ops
TOWER	AIR TAXI	GA	MILITARY	LOCAL GA	LOCAL MIL	VFR	IFR					
January	248	1,265	26	198	32	1,012	923	1,935	29	0	1,964	1,964
February	202	1,107	39	189	24	806	904	1,710	24	0	1,734	3,698
March	337	1,780	28	276	74	1,421	1,254	2,675	31	0	2,706	6,404
April	466	2,028	36	120	74	1,278	1,774	3,052	30	0	3,082	9,486
May	320	2,206	29	144	48	1,495	1,643	3,138	28	0	3,166	12,652
June	283	2,020	22	153	50	1,452	1,601	3,053	27	0	3,080	15,732
July	290	2,229	23	244	6	1,677	1,658	3,335	28	0	3,363	19,095
August	292	1,841	24	206	54	1,367	1,585	2,952	27	0	2,979	22,074
September	244	1,572	12	152	56	1,140	1,220	2,360	27	30	2,417	24,491
October	398	1,741	25	165	68	1,091	1,627	2,718	25	18	2,761	27,252
November	356	1,644	42	260	28	1,194	1,450	2,644	28	0	2,672	29,924
December	263	1,291	25	158	16	720	1,200	2,094	30	0	2,124	32,048
<b>TOTALS 2019</b>	<b>3,699</b>	<b>20,724</b>	<b>331</b>	<b>2,265</b>	<b>530</b>	<b>14,653</b>	<b>16,839</b>	<b>31,666</b>	<b>334</b>	<b>48</b>	<b>32,048</b>	



Note: \*December 2020 broken down numbers are not available due to a software glitch at the tower.

