



Beaufort County Airports Board Meeting

Chairman

TREY AMBROSE

Vice Chairman

HOWARD ACKERMAN

Committee Members

ANNE ESPOSITO

LESLIE ADLAM FLORY

JAMES BUCKLEY

CHRIS BUTLER

MARK BAILEY

BRIAN TURRISI

IAN SCOTT

THOMAS SHEAHAN

NICHOLAS MESENBURG

Airports Director

JON REMBOLD

Interim County Administrator

ERIC GREENWAY

Senior Administrative

Assistant

ELENA MILBRANDT

Administration Building

Beaufort County Government
Hilton Head Island Airport
120 Beach City Road
Hilton Head Is, SC 29926

Contact

Post Office Drawer 1228
Beaufort, South Carolina 29901-1228
(843) 255-2942

www.beaufortcountysc.gov

Beaufort County Airports Board Agenda

Thursday, September 16, 2021 at 1:30 PM

[This meeting is being held virtually in accordance with Beaufort County Resolution 2020-05]

1. CALL TO ORDER
2. PLEDGE OF ALLEGIANCE
3. *PUBLIC NOTIFICATION OF THIS MEETING HAS BEEN PUBLISHED, POSTED, AND DISTRIBUTED IN COMPLIANCE WITH THE SOUTH CAROLINA FREEDOM OF INFORMATION ACT*
4. APPROVAL OF AGENDA
5. APPROVAL OF MINUTES AUGUST 19, 2021
6. PUBLIC COMMENT
 - *Limited to Three Minutes Each Person*
7. DIRECTOR S REPORT
 - BEAUFORT EXECUTIVE AIRPORT UPDATE
 - HILTON HEAD ISLAND AIRPORT UPDATE
8. UNFINISHED BUSINESS
9. NEW BUSINESS JON REMBOLD

ACTION ITEMS

COMMITTEE REPORTS

10. CHAIRMAN UPDATE
-

CITIZEN COMMENTS

11. CITIZEN COMMENT (*Every member of the public who is recognized to speak shall limit comments to three minutes*)
 12. ADJOURNMENT
-

FUTURE MEETING

13. THE NEXT MEETING WILL BE HELD ON THURSDAY, OCTOBER 21, 2021, 1:30 PM. FOR MORE INFO, PLEASE CLICK HERE:

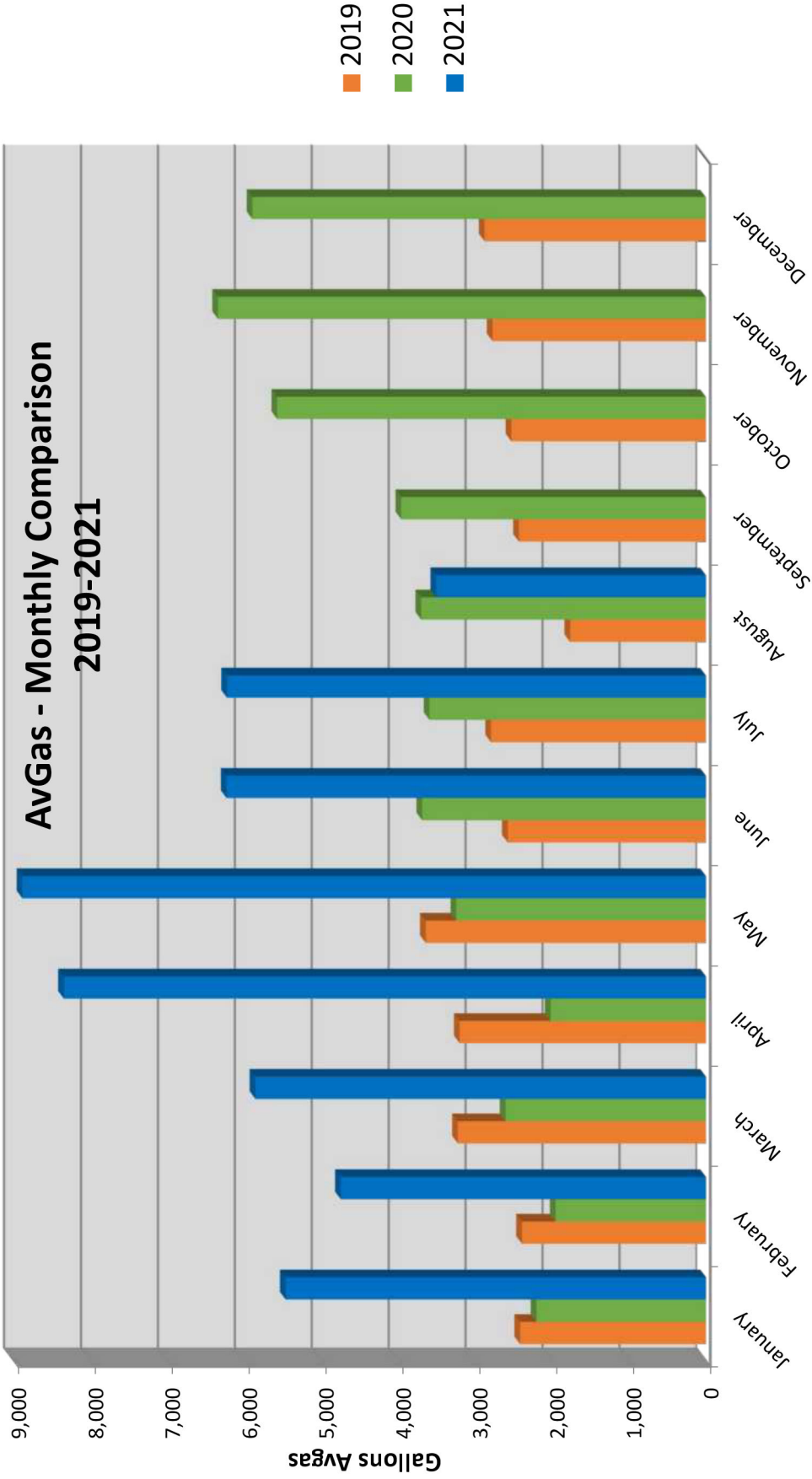
www.beaufortcountysc.gov/events/2021/10/Airports%20Board%202021-10-21.html

ARW FUEL OPS

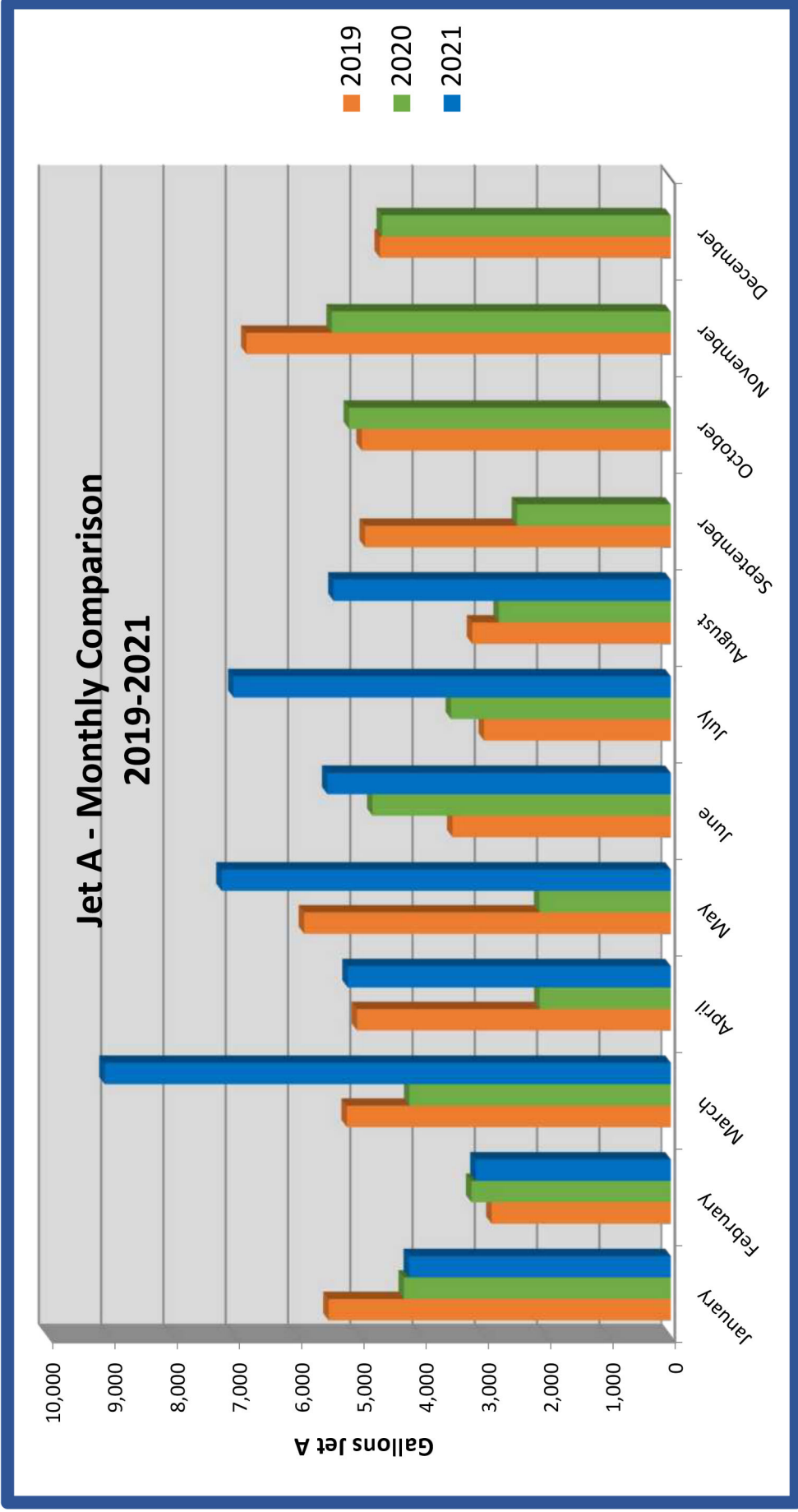
		2020						2019						
	Avgas	Jet A	Total Flow	Total Flight Ops		Avgas	Jet A	Total Flow	Total Flight Ops		Avgas	Jet A	Total Flow	Total Flight Ops
2021														
January	5,470	4,211	9,681	0	January	2,210	4,294	6,504	1,612	January	2,422	5,502	7,924	0
February	4,753	3,142	7,895	718	February	1,961	3,210	5,171	796	February	2,398	2,886	5,284	1,290
March	5,864	9,100	14,964	1,189	March	2,612	4,205	6,817	1,659	March	3,231	5,210	8,441	1,739
April	8,355	5,195	13,550	4,083	April	2,026	2,115	4,141	1,021	April	3,208	5,046	8,254	1,833
May	8,894	7,220	16,114	1,477	May	3,251	2,118	5,369	2,067	May	3,649	5,896	9,545	** Unk
June	6,238	5,522	11,760	1,354	June	3,695	4,798	8,342	3,117	June	2,583	3,514	6,097	** Unk
July	6,233	7,030	13,263	3,197	July	3,600	3,537	6,943	4,216	July	2,800	3,008	5,808	** Unk
August	3,512	5,423	8,935	2,161	August	3,708	2,769	6,477	1,131	August	1,772	3,197	4,969	** Unk
September					September	3,968	2,476	6,444	1,363	September	2,438	4,920	7,358	1,410
October					October	5,580	5,175	10,755	1,244	October	2,536	4,970	7,506	1,190
November					November	6,350	5,451	11,801	2,193	November	2,780	6,821	9,601	1,702
December					December	5,903	4,646	10,549	640	December	2,884	4,679	7,563	1,345
2021 Total	49,319	46,843	96,162	14,179	2020 Total	44,864	44,794	89,658	21,059	2019 Total	32,701	55,649	88,350	10,509

ARW FUEL

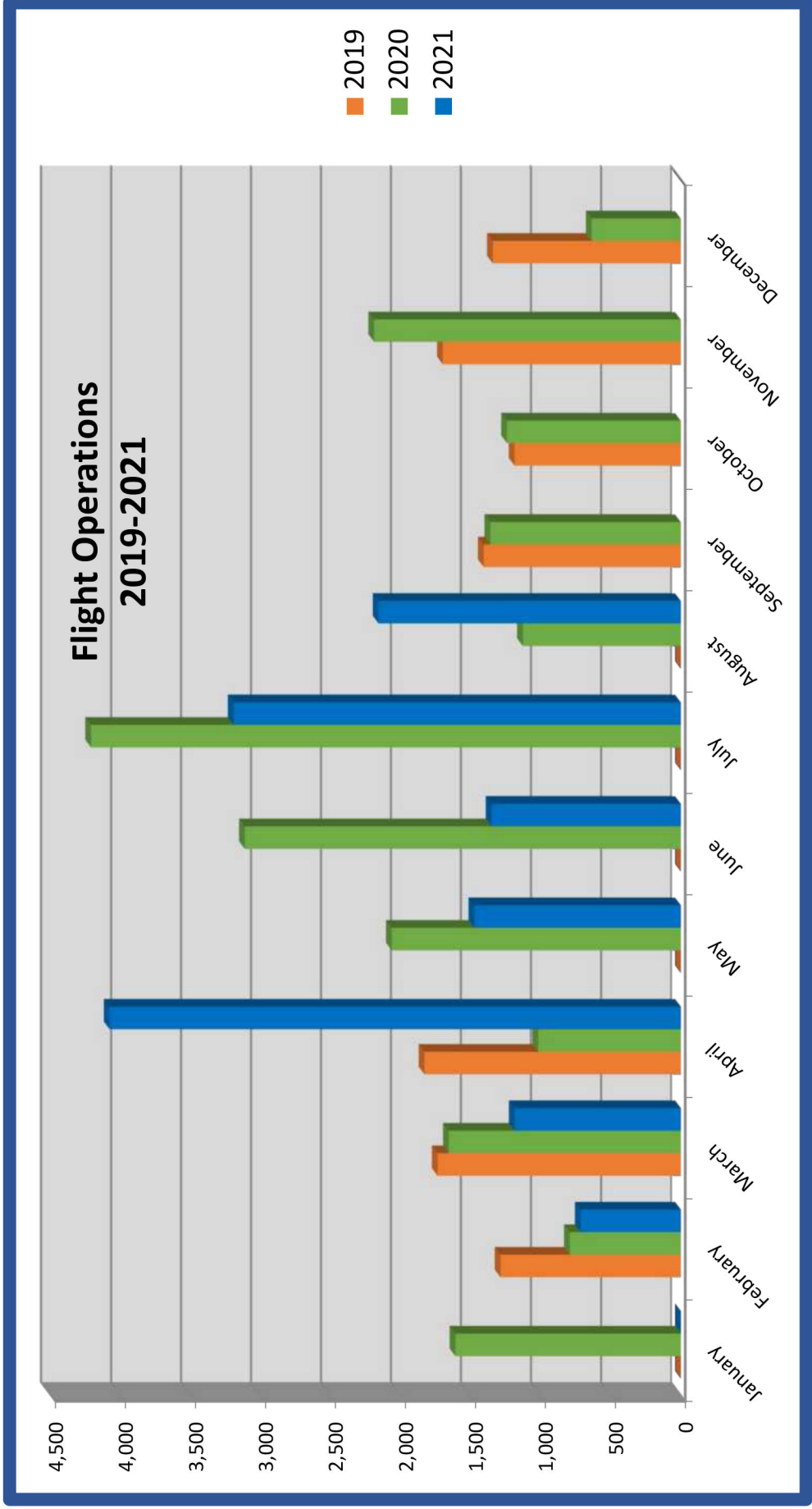
AvGas - Monthly Comparison 2019-2021



ARW FUEL

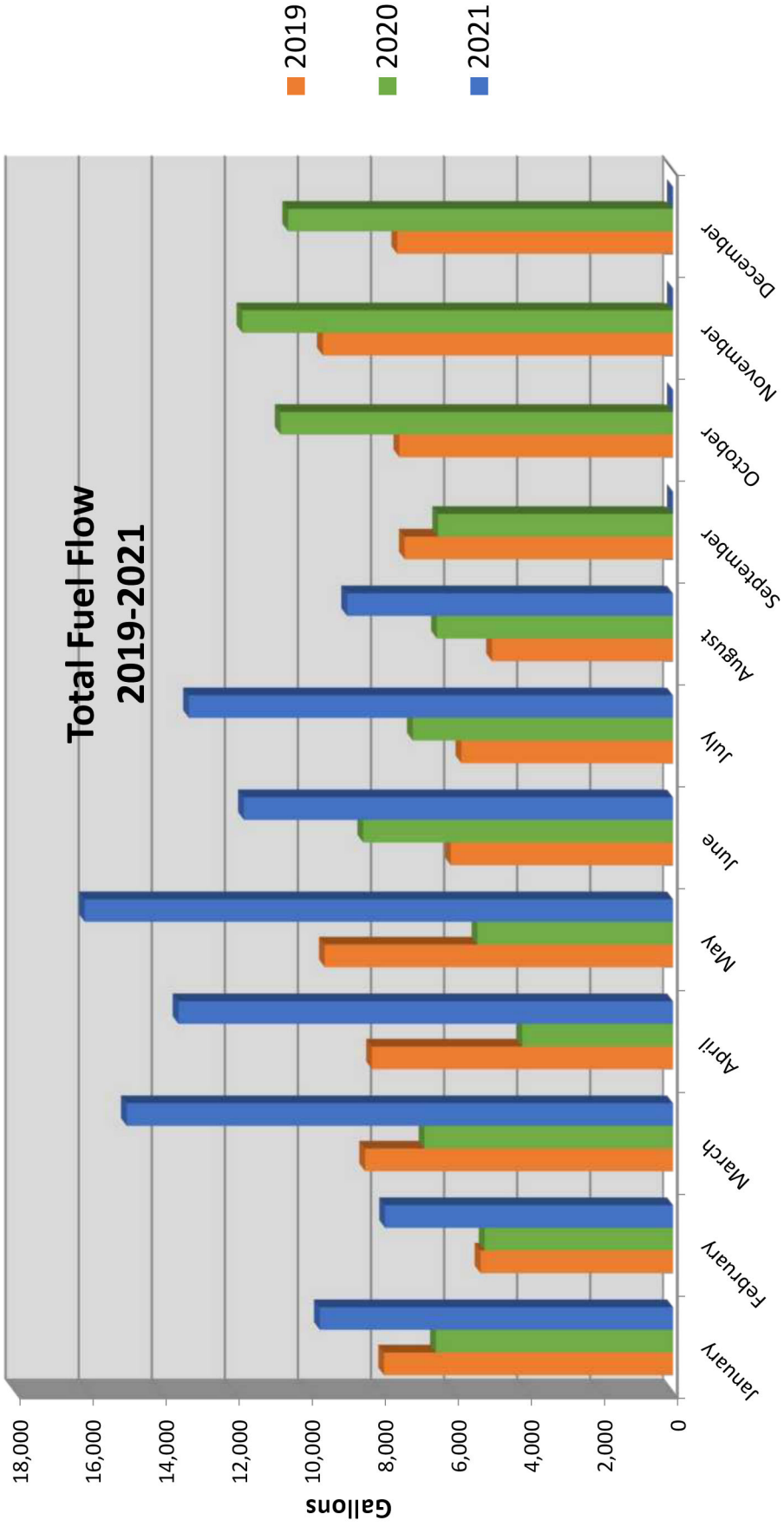


ARW FUEL



ARW FUEL

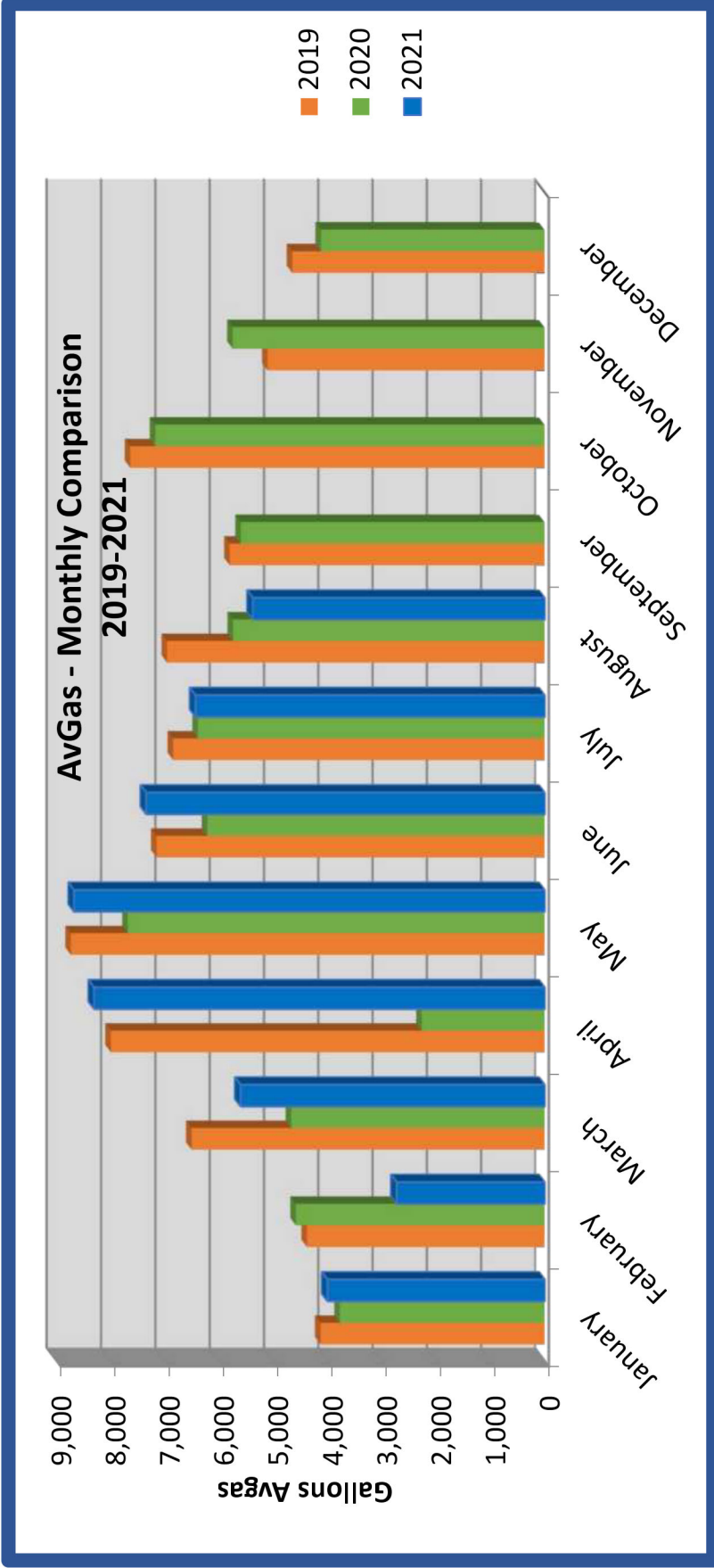
Total Fuel Flow 2019-2021



HXD FUEL OPS

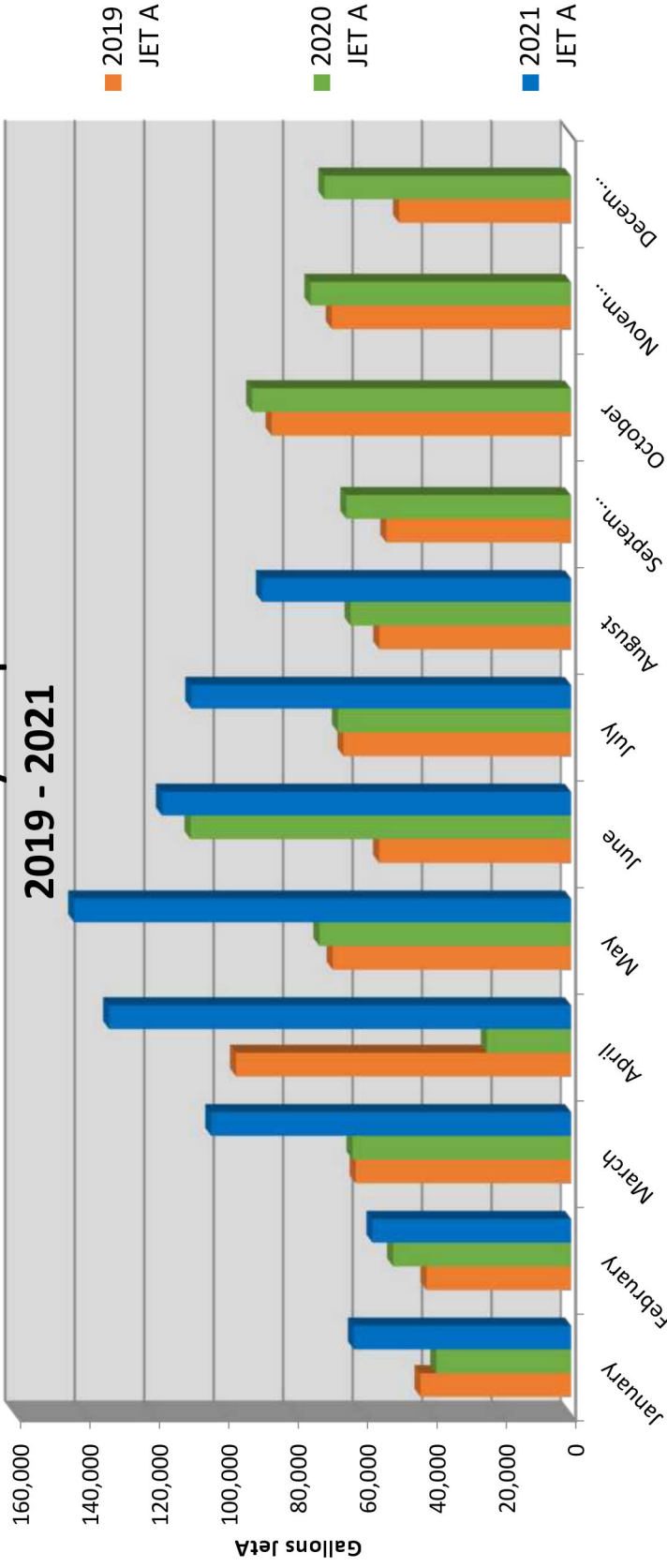
2021						2020						2019								
	Avgas	Jet A	Comm	Total Flow		Avgas	Jet A	Comm	Total Flow		Avgas	Jet A	Comm	Total Flow		Avgas	Jet A	Comm	Total Flow	
January	4,012	62,701	86,381	153,094		3,783	38,979	100,087	142,849		4,139	43,517	44,853	92,509						
February	2,737	57,340	62,349	122,426		4,594	51,410	94,846	150,850		4,390	41,791	37,115	83,296						
March	5,612	103,762	176,101	285,475		4,680	63,097	123,760	191,537		6,514	62,174	44,195	112,883						
April	8,308	133,174	189,646	331,128		2,275	24,426	53,866	80,567		8,001	96,630	103,484	208,115						
May	8,678	143,230	266,190	418,098		7,688	72,645	51,419	131,752		8,735	68,810	126,833	204,378						
June	7,349	117,981	424,496	549,826		6,224	109,724	53,108	169,056		7,158	55,445	168,865	231,468						
July	6,442	109,509	410,488	526,439		6,397	67,285	98,970	172,652		6,854	65,725	163,729	236,308						
August	5,387	89,173	338,941	433,501		5,751	63,668	133,153	202,572		6,964	55,397	168,904	231,265						
September						5,607	64,870	95,782	166,259		5,813	53,371	80,361	139,545						
October						7,182	91,994	81,281	180,457		7,641	86,380	110,753	204,774						
November						5,758	75,210	86,343	167,311		5,115	69,069	92,516	166,700						
December						4,131	71,224	91,450	166,805		4,660	49,715	97,600	151,975						
2021 Total	48,525	816,870	1,954,592	2,819,987		64,070	794,532	1,064,065	1,922,667		75,984	748,024	1,239,208	2,063,216						

HXD FUEL

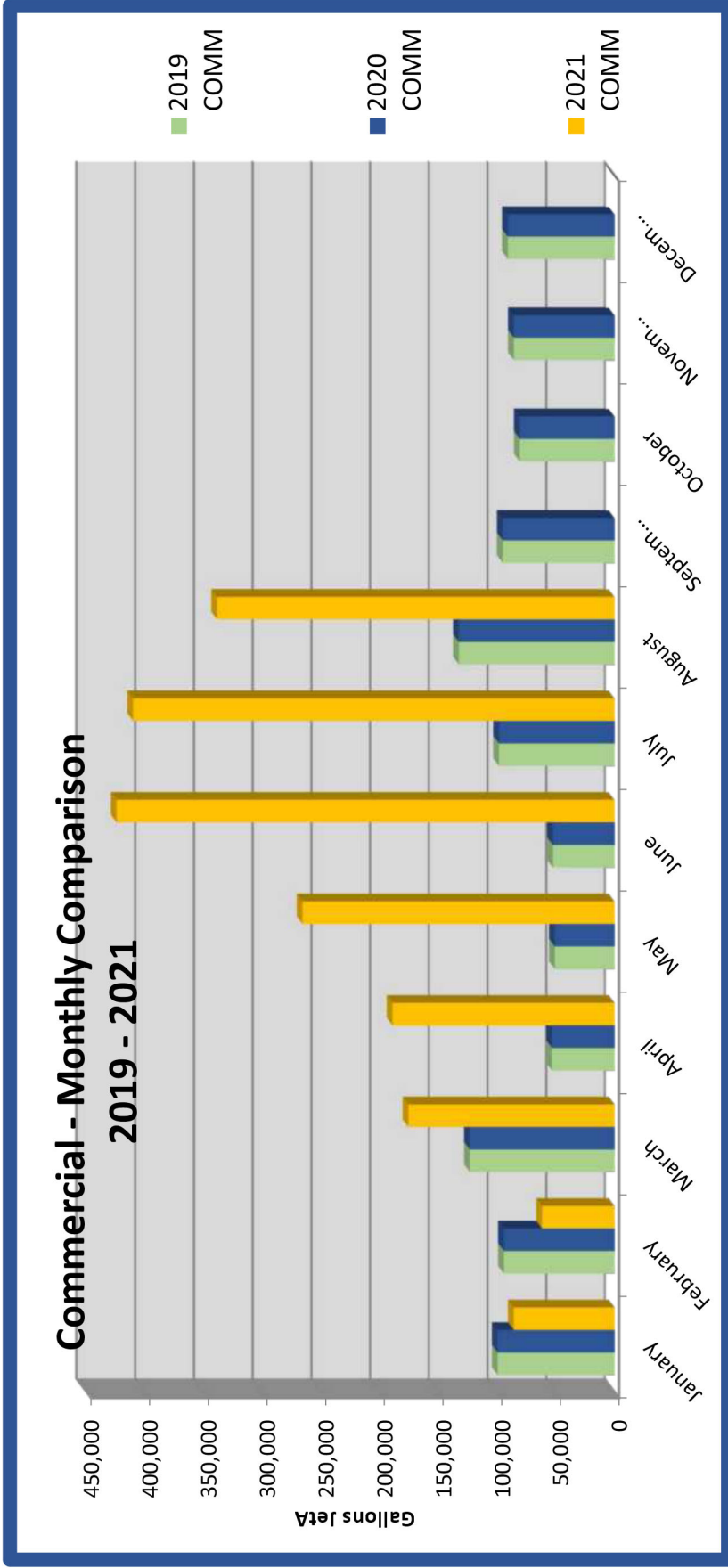


HXD FUEL

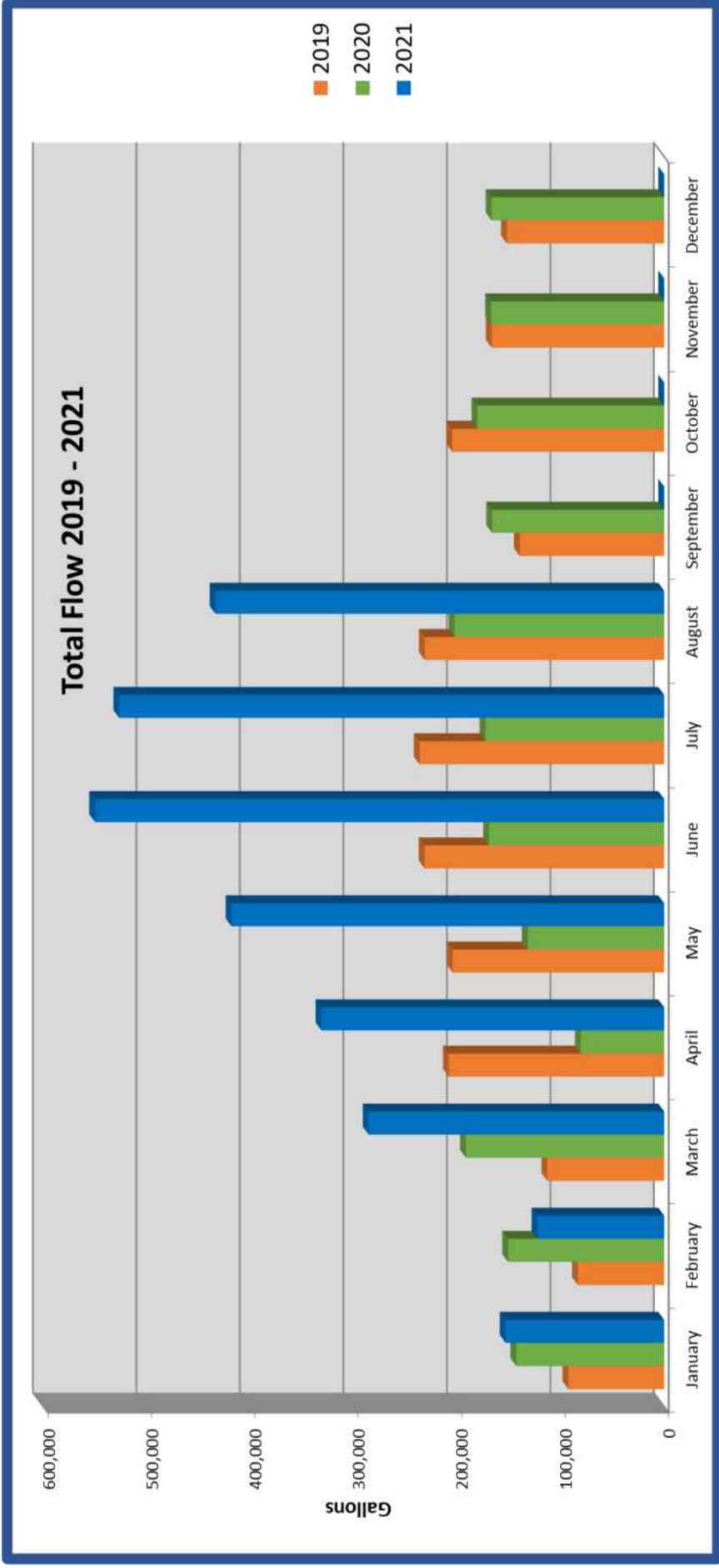
Jet A - Monthly Comparison 2019 - 2021



HXD FUEL



HXD FUEL



HXD ENPLANEMENTS/DEPLANEMENTS

ENPLANEMENTS

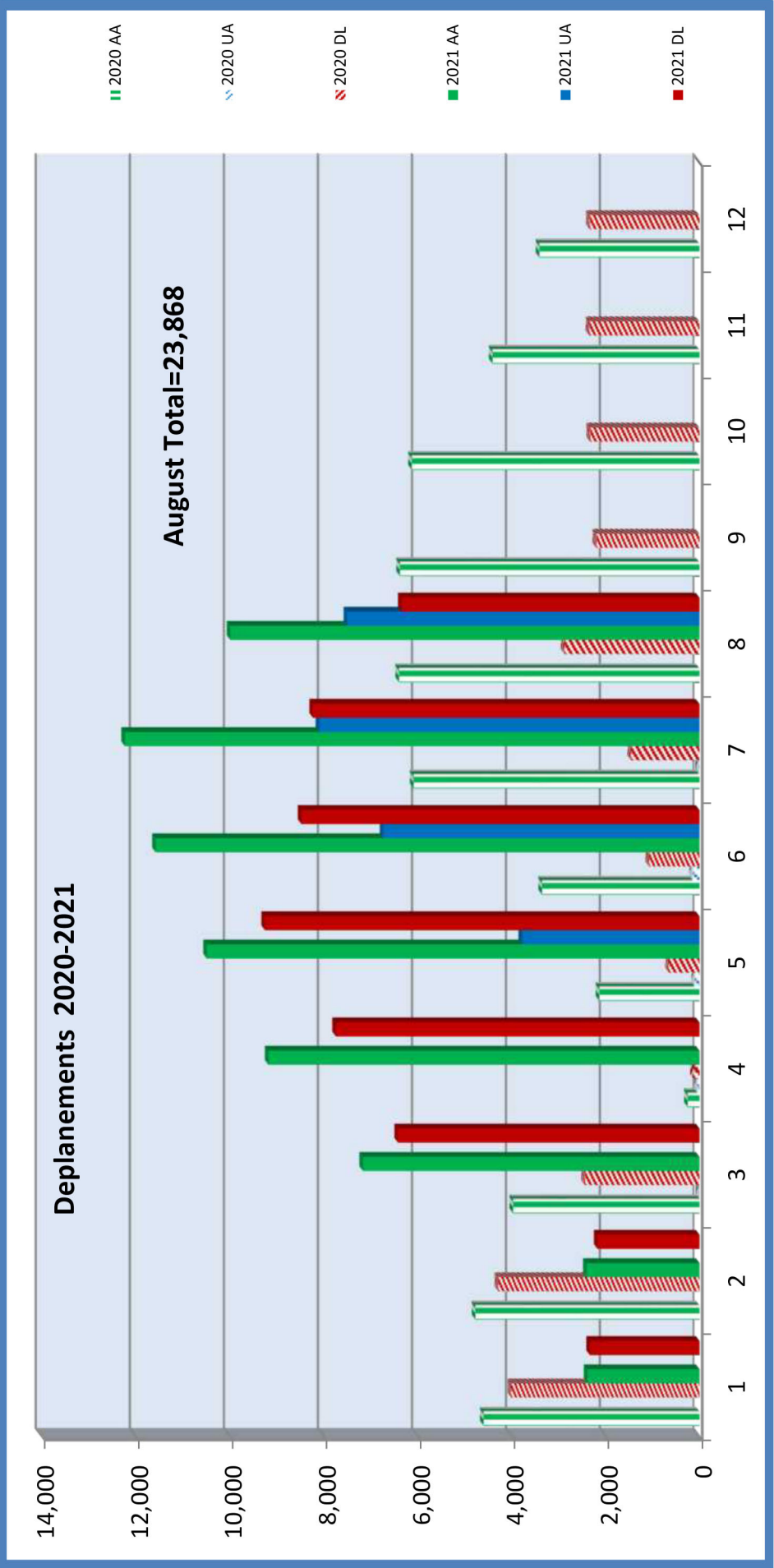
Airlines	2019		2019		2020		2020		2021		2021		2022		2023	
	AA	UA	DL	UA	AA	UA	DL	UA	AA	UA	DL	UA	AA	UA	DL	UA
JAN	3,906				4,887		4,359		2,939		2,634					
FEB	4,063				4,956		4,185		2,676		2,236					
MAR	4,805	53			4,389	3	2,753		6,482		5,666					
APR	4,846	3,797			300	47	192		9,262		7,877					
MAY	6,200	4,033	1,580		1,917	93	672		10,395		9,318					
JUN	5,430	3,691	5,349		3,370	130	1,168		11,286		8,154					
JUL	6,001	2,683	5,554		5,800	32	1,490		11,860		7,709					
AUG	6,655	2,804	5,702		6,633		2,808		10,510		6,291					
SEP	4,293	338	4,439		6,189		2,214									
OCT	5,392		5,021		6,374		2,311									
NOV	4,883		5,032		4,588		2,294									
DEC	4,584		4,538		3,374		2,285									
TOTALS	61,058	17,399	37,215		52,777	305	26,731		65,410		26,495		0		0	

DEPLANEMENTS

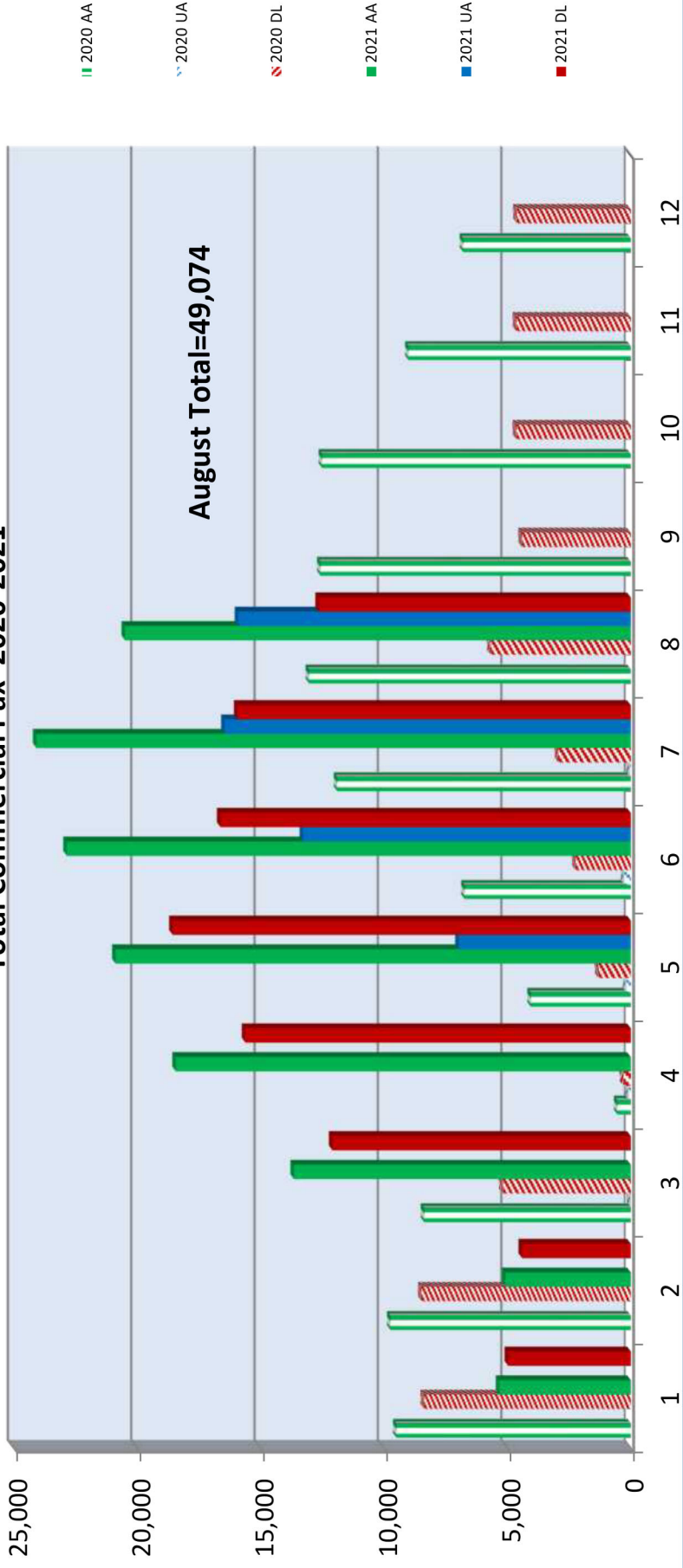
Airlines	2019		2019		2020		2020		2021		2021		2022		2023	
	AA	UA	DL	UA	AA	UA	DL	UA	AA	UA	DL	UA	AA	UA	DL	UA
JAN	3,585				4,613		4,024		2,401		2,347					
FEB	3,938				4,788		4,301		2,417		2,185					
MAR	5,022	74			3,985	0	2,454		7,178		6,433					
APR	4,846	4,006			263	53	134		9,188		7,754					
MAY	6,759	3,780	1,641		2,147	110	660		10,498		9,262					
JUN	6,128	3,555	5,157		3,368	154	1,085		11,585		8,487					
JUL	6,513	2,475	5,428		6,103	16	1,468		12,241		8,240					
AUG	6,820	2,662	5,446		6,411		2,888		9,998		6,357					
SEP	4,627	138	4,643		6,392		2,213									
OCT	5,573		5,681		6,140		2,344									
NOV	4,678		4,826		4,423		2,358									
DEC	4,607		4,995		3,425		2,352									
TOTALS	63,096	16,690	37,817		52,058	333	26,281		65,506		26,159		0		51,065	

TOTAL

Airlines	2019		2019		2020		2020		2021		2021		2022		2023	
	AA	UA	DL	UA	AA	UA	DL	UA	AA	UA	DL	UA	AA	UA	DL	UA
JAN	7,491				9,500		8,383		5,340		4,981					
FEB	8,001				9,744		8,486		5,093		4,421					
MAR	9,827	127			8,374	3	5,207		13,660		12,099					
APR	9,692	7,803			563	100	326		18,450		15,631					
MAY	12,959	7,813	3,221		4,064	203	1,332		20,893		18,580					
JUN	11,558	7,246	10,506		6,738	284	2,253		22,871		16,641					
JUL	12,514	5,158	10,982		11,903	48	2,958		24,101		15,949					
AUG	13,475	5,466	11,148		13,044		5,696		20,508		12,648					
SEP	8,920	476	9,082		12,581		4,427									
OCT	10,965		10,702		12,514		4,655									
NOV	9,561		9,858		9,011		4,652									
DEC	9,191		9,533		6,799		4,637									
TOTALS	124,154	34,089	75,032		104,835	638	53,012		130,916		52,654		0		100,950	



Total Commercial Pax 2020-2021



HXD TOWER REPORT

TOWER	ITINERANT		LOCAL				IFR	Total	After Hrs. GA	After Hrs. Comm	Total Ops	YTD Total Ops
	AIR TAXI	GA	MILITARY	LOCAL GA	LOCAL MIL	VFR						
January	296	1,588	24	188	54	1,183	2,439	0	0	2,439	2,439	
February	298	1,149	36	202	58	972	1,980	0	0	1,980	1,980	
March	528	2,362	57	262	84	1,784	3,865	0	0	3,865	8,284	
April	621	2,907	29	162	38	1,987	4,351	0	0	4,351	12,635	
May	578	2,908	43	122	14	1,904	4,491	0	0	4,491	17,126	
June	541	2,549	47	180	42	1,765	4,528	0	0	4,528	21,654	
July	493	2,707	68	145	38	1,952	4,669	0	0	4,669	26,323	
August	443	2,144	41	122	48	1,458	3,847	0	0	3,847	30,170	
September											30,170	
October											30,170	
November											30,170	
December											30,170	
TOTALS 2021	3,798	18,314	345	1,383	376	13,005	30,170	0	0	30,170	30,170	
TOWER	ITINERANT		LOCAL				IFR	Total	After Hrs. GA	After Hrs. Comm	Total Ops	YTD Total Ops
	AIR TAXI	GA	MILITARY	LOCAL GA	LOCAL MIL	VFR						
January	206	1,262	23	240	28	1,069	2,109	0	0	2,109	2,109	
February	270	1,256	23	152	44	882	2,053	0	0	2,053	4,162	
March	331	1,335	13	336	49	1,141	2,458	0	0	2,458	6,620	
April	137	895	19	619	18	1,141	1,785	0	0	1,785	8,405	
May	378	1,900	20	357	0	1,449	2,886	0	0	2,886	11,291	
June	553	2,084	27	278	12	1,442	3,174	0	0	3,174	14,465	
July	371	2,222	52	226	18	1,472	3,238	0	0	3,238	17,703	
August	285	1,908	26	207	40	1,457	2,895	0	0	2,895	20,598	
September	347	1,699	20	254	28	1,317	2,704	0	0	2,704	23,302	
October	434	2,321	39	244	38	1,559	3,398	0	0	3,398	26,700	
November	348	1,820	39	305	109	1,451	3,040	0	0	3,040	29,740	
December	0	0	0	0	0	0	0	0	0	0	32,329	
TOTALS 2020	3,660	18,702	301	3,218	384	14,380	29,740	0	0	29,740	29,740	
TOWER	ITINERANT		LOCAL				IFR	Total	After Hrs. GA	After Hrs. Comm	Total Ops	YTD Total Ops
	AIR TAXI	GA	MILITARY	LOCAL GA	LOCAL MIL	VFR						
January	248	1,265	26	198	32	1,012	1,935	29	0	1,964	1,964	
February	202	1,107	39	189	24	806	1,710	24	0	1,734	3,698	
March	337	1,780	28	276	74	1,421	2,675	31	0	2,706	6,404	
April	466	2,028	36	120	74	1,278	3,052	30	0	3,082	9,486	
May	320	2,206	29	144	48	1,495	3,138	28	0	3,166	12,652	
June	283	2,020	22	153	50	1,452	3,053	27	0	3,080	15,732	
July	290	2,229	23	244	6	1,677	3,335	28	0	3,363	19,095	
August	292	1,841	24	206	54	1,367	2,952	27	0	2,979	22,074	
September	244	1,572	12	152	56	1,140	2,360	27	30	2,417	24,491	
October	398	1,741	25	165	68	1,091	2,718	25	18	2,761	27,252	
November	356	1,644	42	260	28	1,194	2,644	28	0	2,672	29,924	
December	263	1,291	25	158	16	720	2,094	30	0	2,124	32,048	
TOTALS 2019	3,699	20,724	331	2,265	530	14,653	31,666	334	48	32,048	32,048	

Note: *December 2020 broken down numbers are not available due to a software glitch at the tower.

