



## Beaufort County Airports Board Meeting

### Chairman

HOWARD ACKERMAN

### Vice Chairman

CHRIS BUTLER

### Committee Members

ANNE ESPOSITO

DAN AHERN

BARRY WILBUR

LESLIE ADLAM FLORY

JAMES BUCKLEY

MARK BAILEY

BRIAN TURRISI

TREY AMBROSE

### Airports Director

JON REMBOLD

### County Administrator

ASHLEY M. JACOBS

### Senior Administrative Assistant

ELENA MILBRANDT

### Administration Building

Beaufort County Government  
Hilton Head Island Airport  
120 Beach City Road  
Hilton Head Is, SC 29926

### Contact

Post Office Drawer 1228  
Beaufort, South Carolina 29901-1228  
(843) 255-2942  
[www.beaufortcountysc.gov](http://www.beaufortcountysc.gov)

# Beaufort County Airports Board Agenda

Thursday, October 15, 2020 at 1:30 PM

[This meeting is being held virtually in accordance with Beaufort County Resolution 2020-05]

1. CALL TO ORDER
2. PLEDGE OF ALLEGIANCE
3. *PUBLIC NOTIFICATION OF THIS MEETING HAS BEEN PUBLISHED, POSTED, AND DISTRIBUTED IN COMPLIANCE WITH THE SOUTH CAROLINA FREEDOM OF INFORMATION ACT*
4. APPROVAL OF AGENDA
5. APPROVAL OF MINUTES – September 17, 2020
6. PUBLIC COMMENT
  - *Limited to Three Minutes Each Person*
7. DIRECTOR'S REPORT
8. UNFINISHED BUSINESS
9. NEW BUSINESS – Jon Rembold

---

### ACTION ITEMS

10. AMENDMENT 1 TO TBE WORK AUTHORIZATION 2110-1808 (FAA GRANT 46)

---

### COMMITTEE REPORTS

11. CHAIRMAN UPDATE

---

### CITIZEN COMMENTS

12. CITIZEN COMMENT (*Every member of the public who is recognized to speak shall limit comments to three minutes*)
13. ADJOURNMENT

---

### FUTURE MEETING

14. THE NEXT VIRTUAL MEETING WILL BE HELD ON THURSDAY, NOVEMBER 12, 2020, 1:30 PM. FOR MORE INFO, PLEASE CLICK HERE:

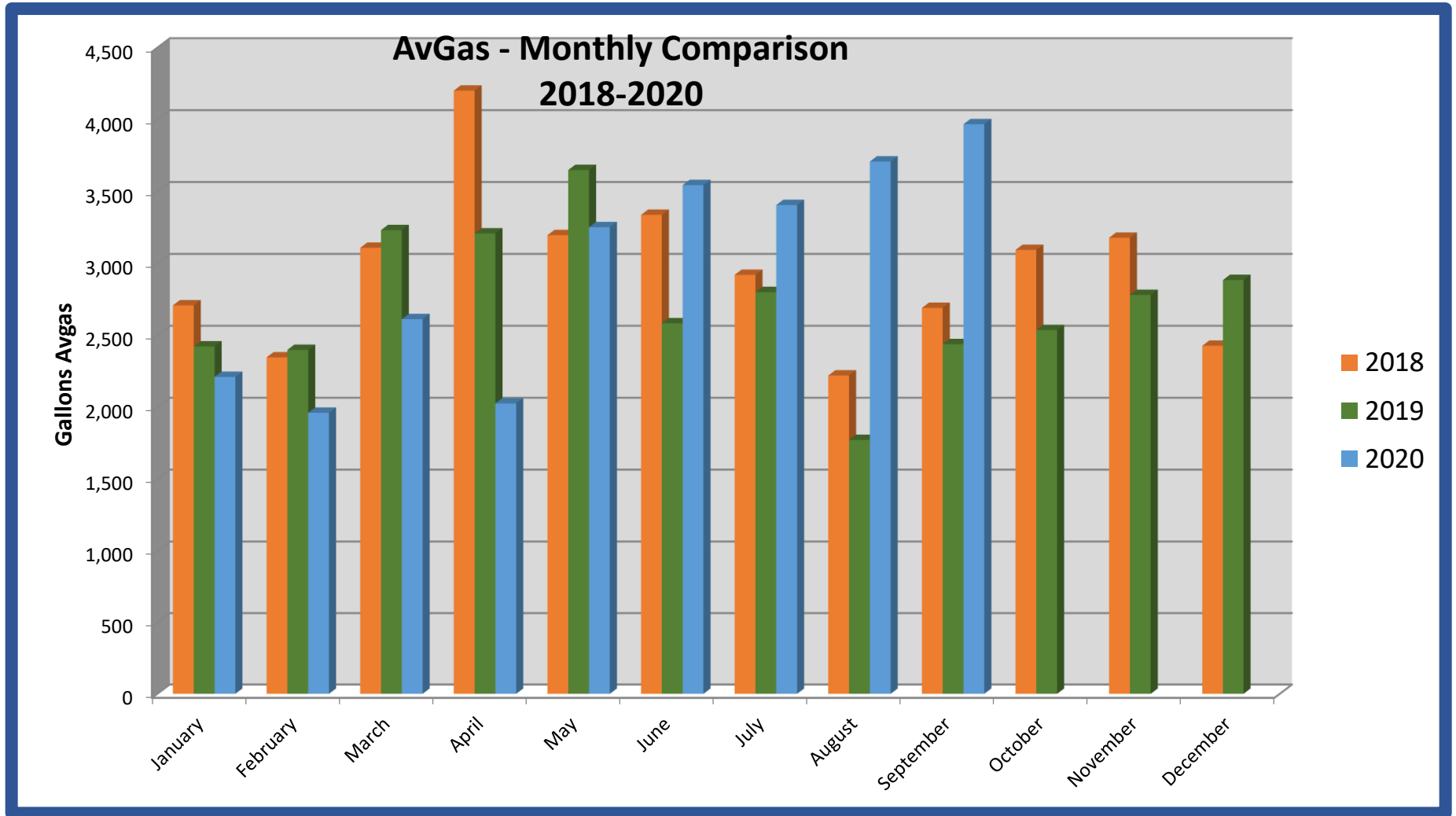
[www.beaufortcountysc.gov/events/2020/11/Airport%20Board-20-11-12.html](http://www.beaufortcountysc.gov/events/2020/11/Airport%20Board-20-11-12.html)

## ARW FUEL OPS

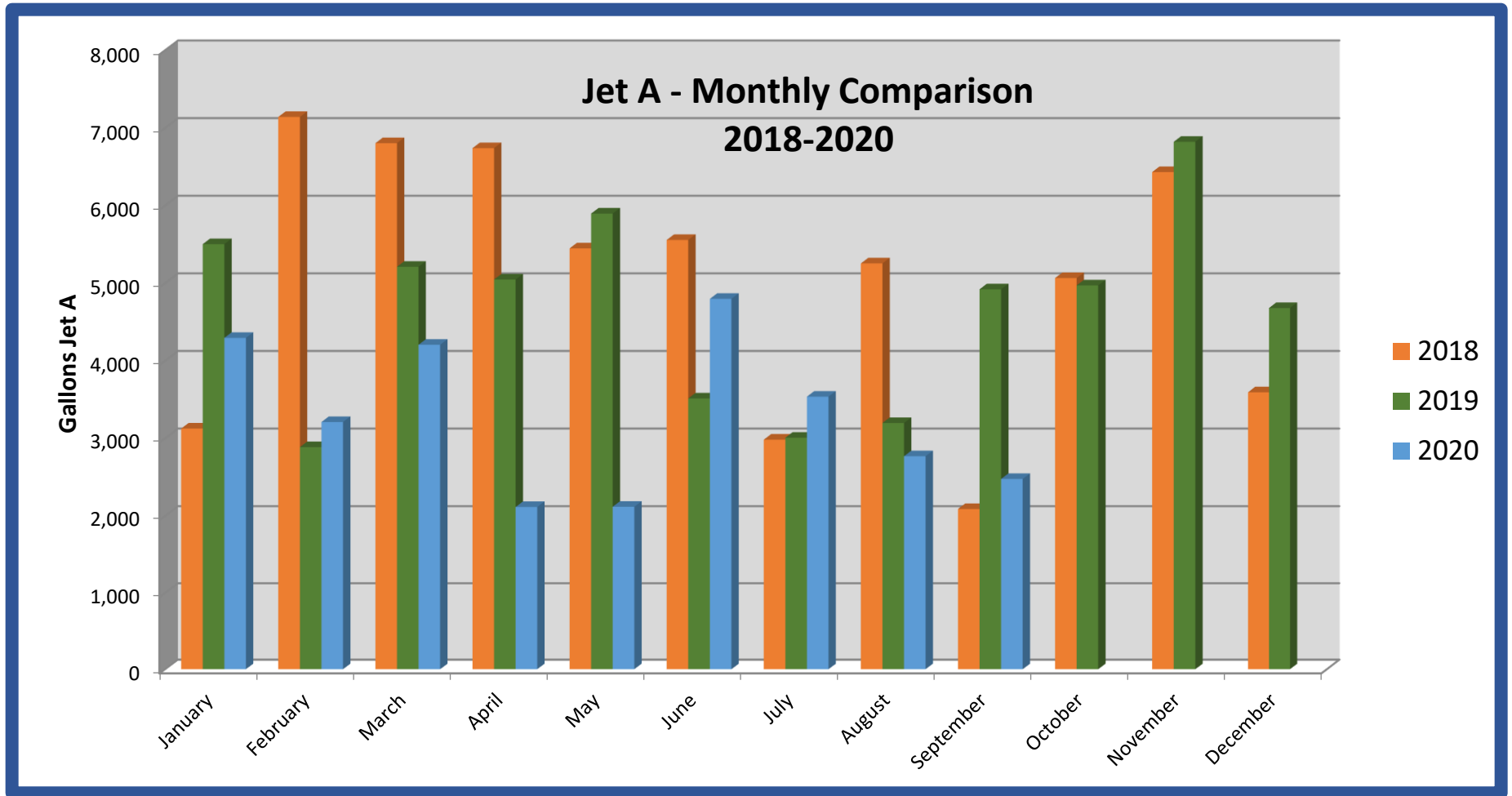
	Avgas	Jet A	Total Flow	Total Flight Ops		Avgas	Jet A	Total Flow	Total Flight Ops		Avgas	Jet A	Total Flow	Total Flight Ops
<b>2020</b>					<b>2019</b>					<b>2018</b>				
<b>January</b>	2,210	4,294	6,504	1,612	<b>January</b>	2,422	5,502	7,924	0	<b>January</b>	2,708	3,126	5,834	0
<b>February</b>	1,961	3,210	5,171	796	<b>February</b>	2,398	2,886	5,284	1,290	<b>February</b>	2,346	7,141	9,487	1,428
<b>March</b>	2,612	4,205	6,817	1,659	<b>March</b>	3,231	5,210	8,441	1,739	<b>March</b>	3,108	6,803	9,911	2,031
<b>April</b>	2,026	2,115	4,141	1,021	<b>April</b>	3,208	5,046	8,254	1,833	<b>April</b>	4,201	6,739	10,940	2,240
<b>May</b>	3,251	2,118	5,369	2,067	<b>May</b>	3,649	5,896	9,545	0	<b>May</b>	3,196	5,447	8,643	1,852
<b>June</b>	3,544	4,797	8,342	3,117	<b>June</b>	2,583	3,514	6,097	0	<b>June</b>	3,337	5,556	8,893	1,910
<b>July</b>	3,406	3,537	6,943	4,216	<b>July</b>	2,800	3,008	5,808	0	<b>July</b>	2,920	2,983	5,903	1,105
<b>August</b>	3,708	2,769	6,477	5,379	<b>August</b>	1,772	3,197	4,969	0	<b>August</b>	2,220	5,254	7,474	1,622
<b>September</b>	3,968	2,476	6,444	6,510	<b>September</b>	2,438	4,920	7,358	1,410	<b>September</b>	2,690	2,089	4,779	989
<b>October</b>					<b>October</b>	2,536	4,970	7,506	1,190	<b>October</b>	3,093	5,065	8,158	1,866
<b>November</b>					<b>November</b>	2,780	6,821	9,601	1,702	<b>November</b>	3,178	6,431	9,609	** Unk
<b>December</b>					<b>December</b>	2,884	4,679	7,563	1,345	<b>December</b>	2,427	3,593	6,020	** Unk
<b>2020 Total</b>	<b>26,685</b>	<b>29,521</b>	<b>53,473</b>	<b>26,377</b>	<b>2019 Total</b>	<b>32,701</b>	<b>55,649</b>	<b>88,350</b>	<b>10,509</b>	<b>2018 Total</b>	<b>35,424</b>	<b>60,227</b>	<b>95,651</b>	<b>15,043</b>

(NOTE: \*\* Unknown. Counters are inoperable due to Hurricane Irma)

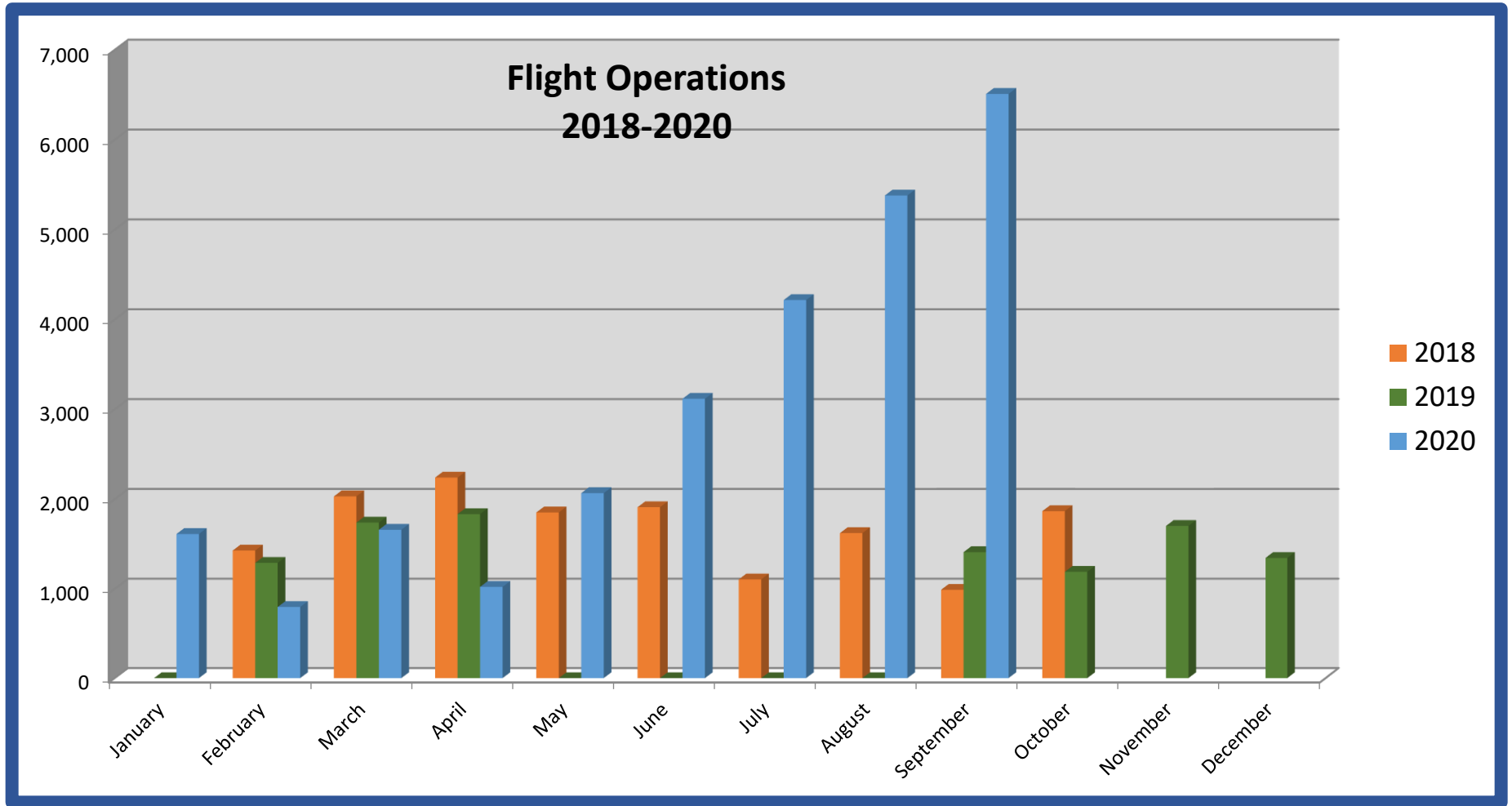
# ARW FUEL



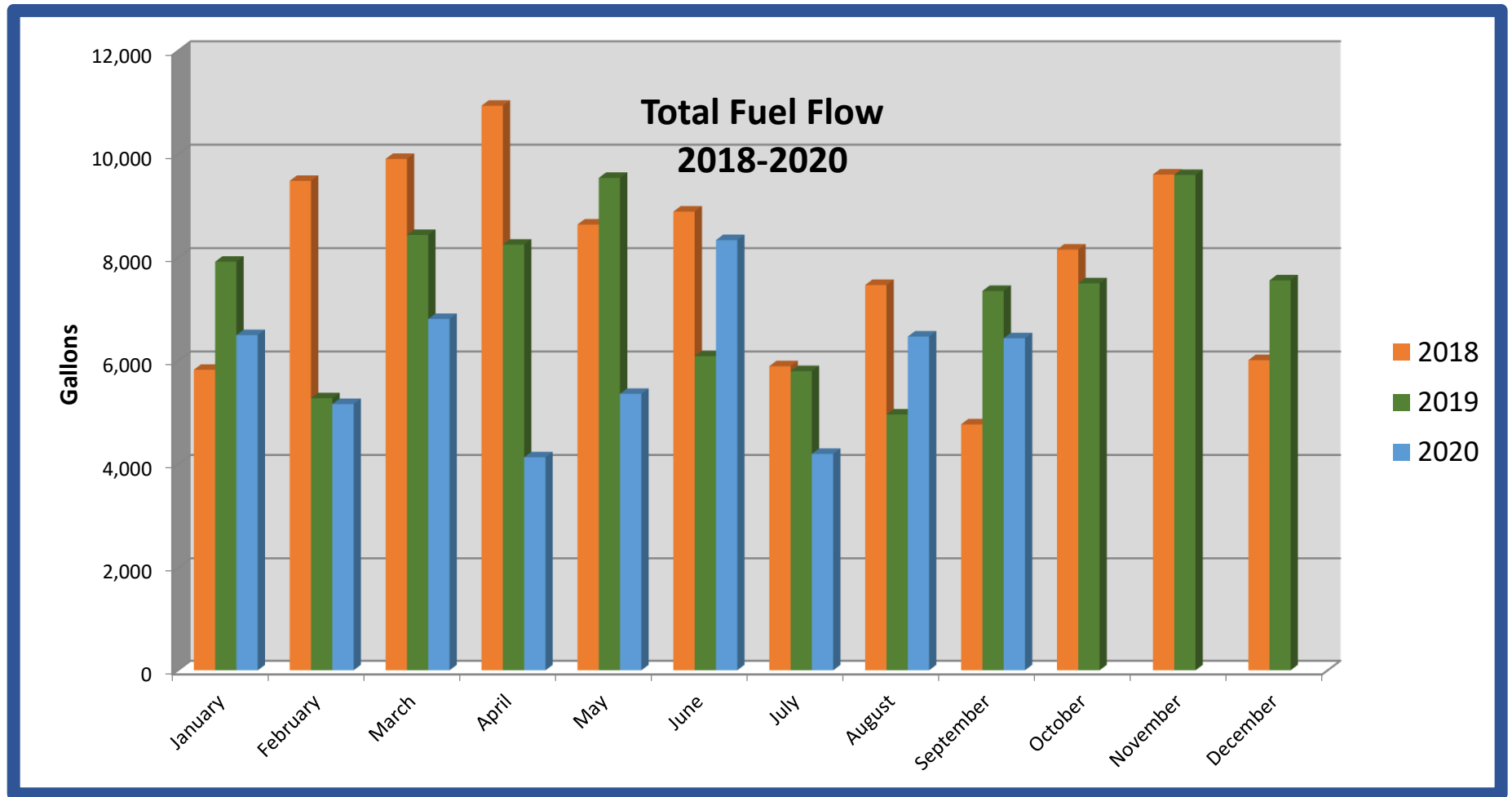
# ARW FUEL



# ARW FUEL



# ARW FUEL

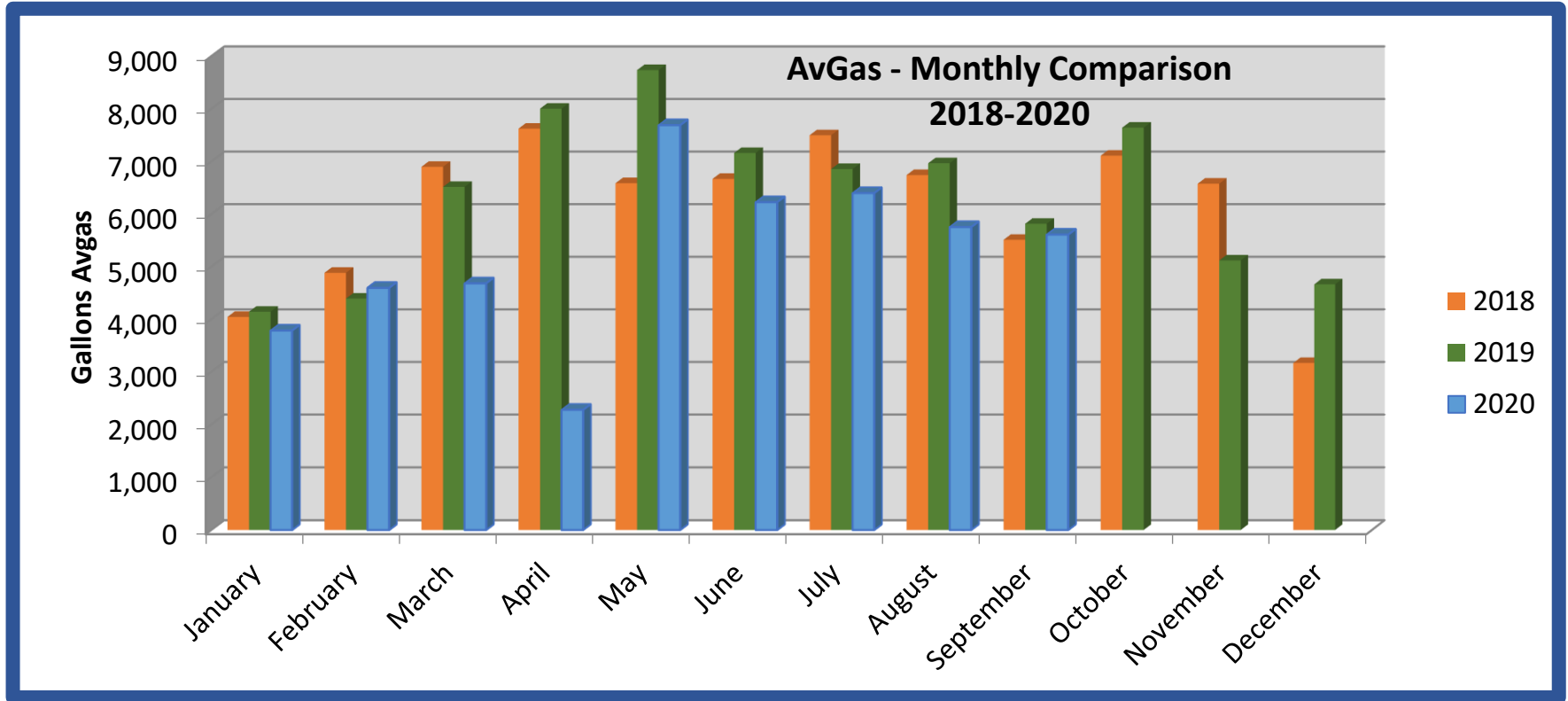


# HXD FUEL OPS

	Avgas	Jet A	Comm	Total Flow		Avgas	Jet A	Comm	Total Flow		Avgas	Jet A	Total Flow	
<b>2020</b>					<b>2019</b>					<b>2018</b>				
<b>January</b>	3,783	38,979	100,087	142,849	<b>January</b>	4,139	43,517	44,853	92,509	<b>January</b>	4,041	42,497	46,538	
<b>February</b>	4,594	51,410	94,846	150,850	<b>February</b>	4,390	41,791	37,115	83,296	<b>February</b>	4,880	53,227	58,107	
<b>March</b>	4,680	63,097	123,760	191,537	<b>March</b>	6,514	62,174	44,195	112,883	<b>March</b>	6,896	74,934	81,830	
<b>April</b>	2,275	24,426	53,866	80,567	<b>April</b>	8,001	96,630	103,484	208,115	<b>April</b>	7,621	94,628	102,249	
<b>May</b>	7,688	72,645	51,419	131,752	<b>May</b>	8,735	68,810	126,833	204,378	<b>May</b>	6,585	68,675	75,260	
<b>June</b>	6,224	109,724	53,108	169,056	<b>June</b>	7,158	55,445	168,865	231,468	<b>June</b>	6,666	73,235	79,901	
<b>July</b>	6,397	67,285	98,970	172,652	<b>July</b>	6,854	65,725	163,729	236,308	<b>July</b>	7,496	105,053	112,549	
<b>August</b>	5,751	63,668	133,153	202,572	<b>August</b>	6,964	55,397	168,904	231,265	<b>August</b>	6,739	94,267	101,006	
<b>September</b>	5,607	64,870	95,782	166,259	<b>September</b>	5,813	53,371	80,361	139,545	<b>September</b>	5,508	86,201	91,709	
<b>October</b>					<b>October</b>	7,641	86,380	110,753	204,774	<b>October</b>	7,107	113,912	121,019	
<b>November</b>					<b>November</b>	5,115	69,069	92,516	166,700	<b>November</b>	6,575	104,722	111,297	
<b>December</b>					<b>December</b>	4,660	49,715	97,600	151,975	<b>December</b>	3,165	71,363	74,528	
<b>2020 Total</b>	<b>46,999</b>	<b>556,104</b>	<b>804,991</b>	<b>1,408,094</b>	<b>2019 Total</b>	<b>75,984</b>	<b>748,024</b>	<b>1,239,208</b>	<b>2,063,216</b>	<b>2018 Total</b>	<b>73,279</b>	<b>982,714</b>	<b>1,055,993</b>	

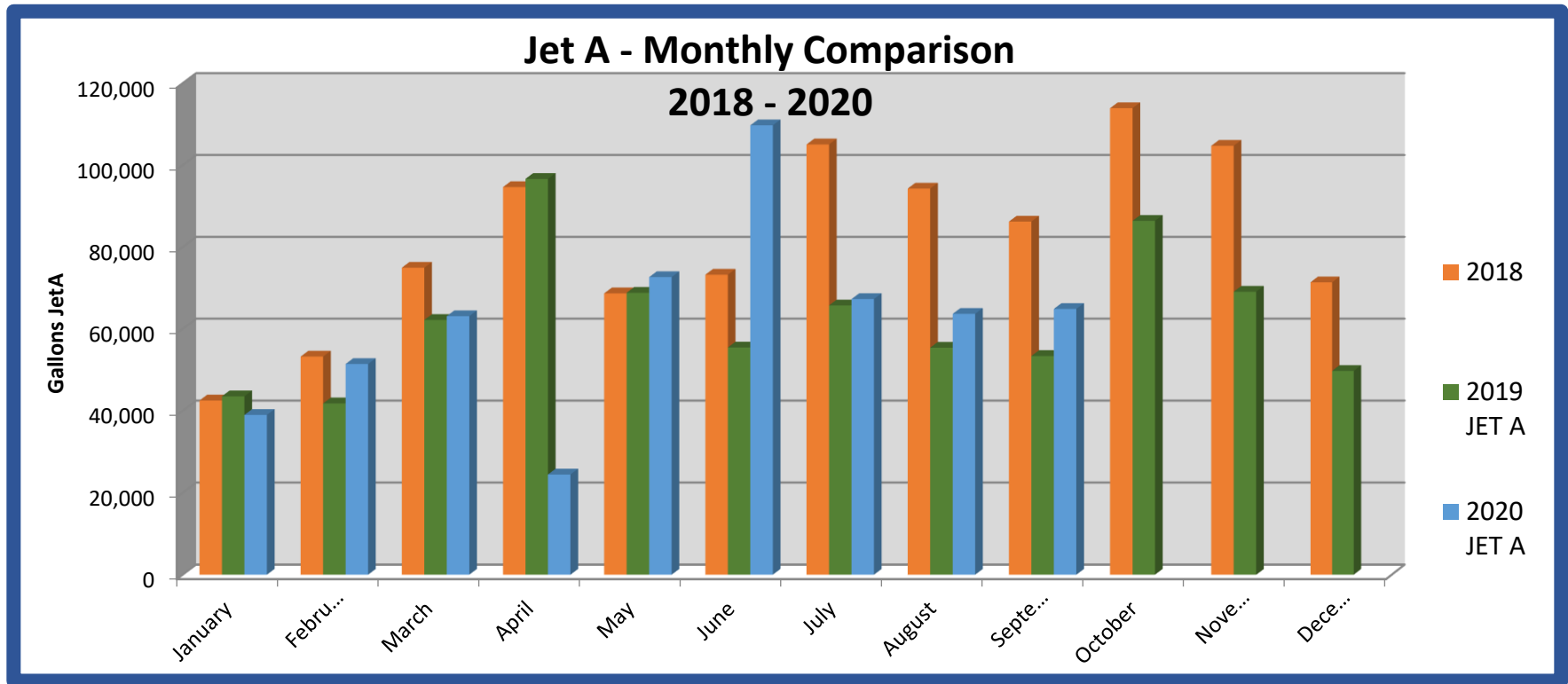
Note: The operations are combined for both May and June. When Signature Flight Support's system went down, it compiled both month numbers together.

# HXD FUEL

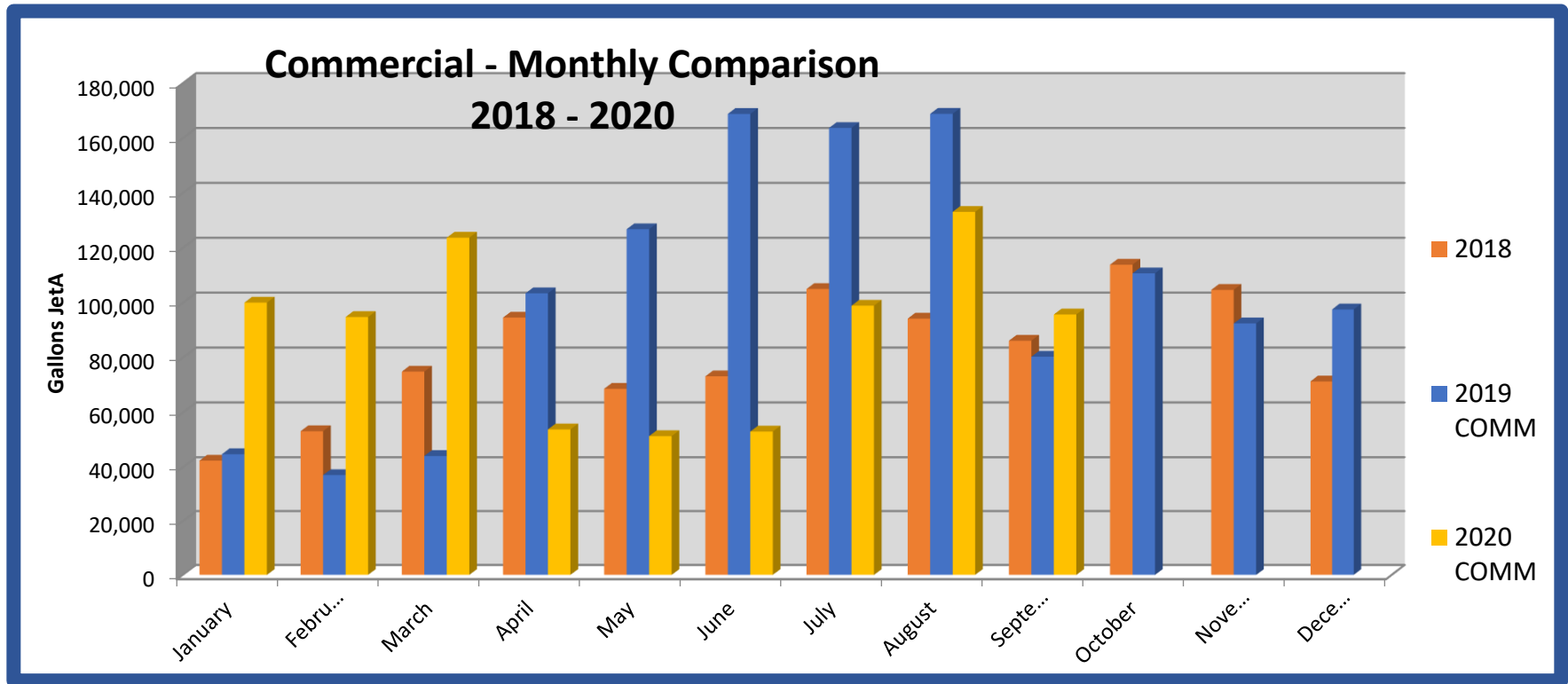




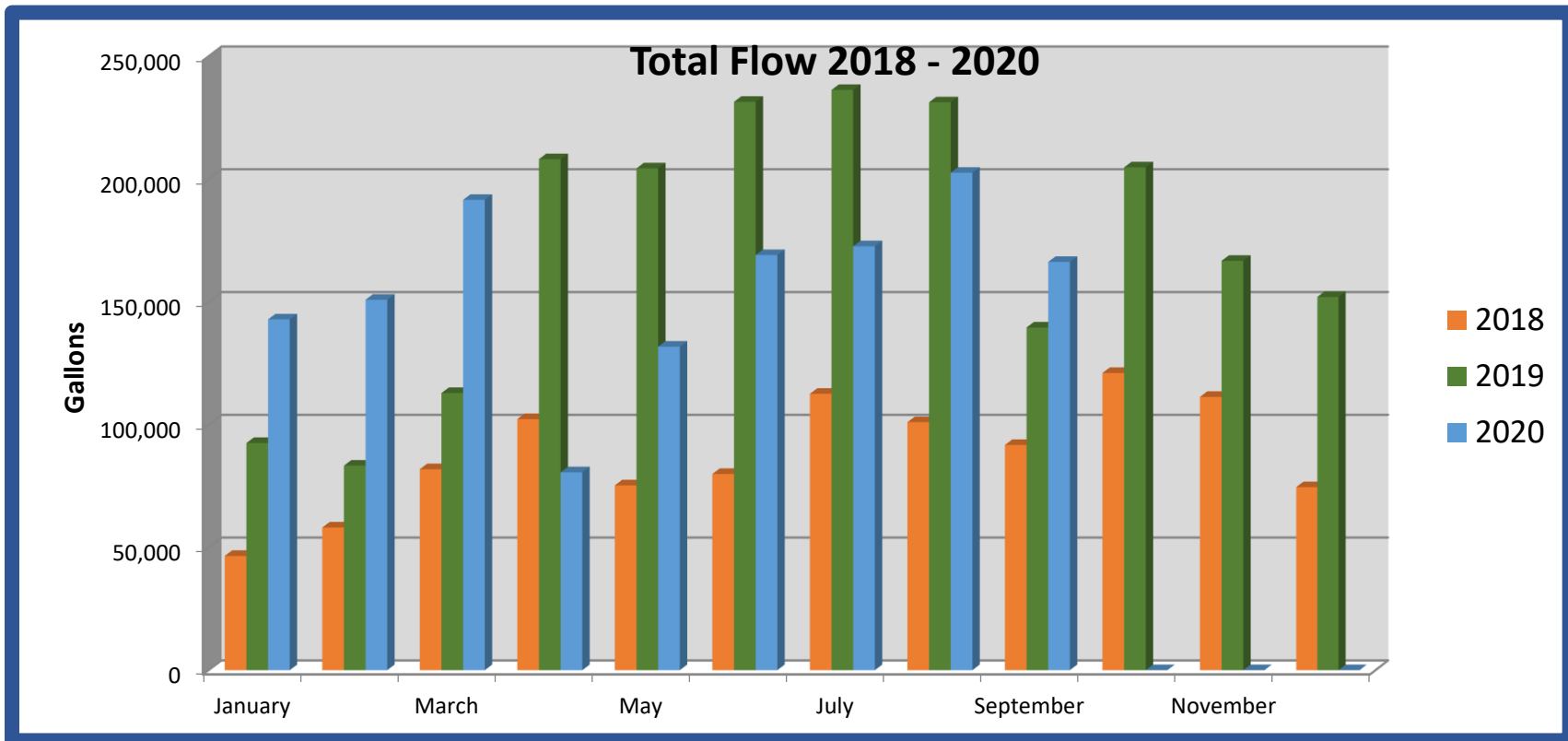
# HXD FUEL



# HXD FUEL



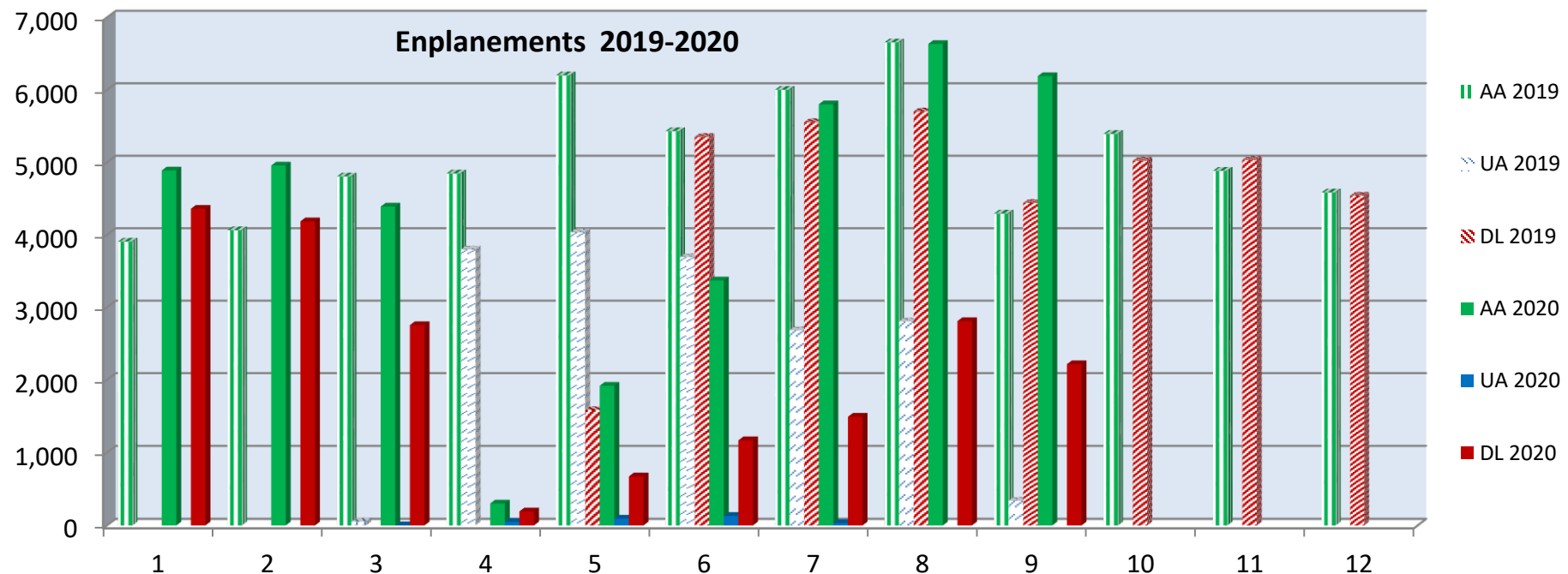
# HXD FUEL



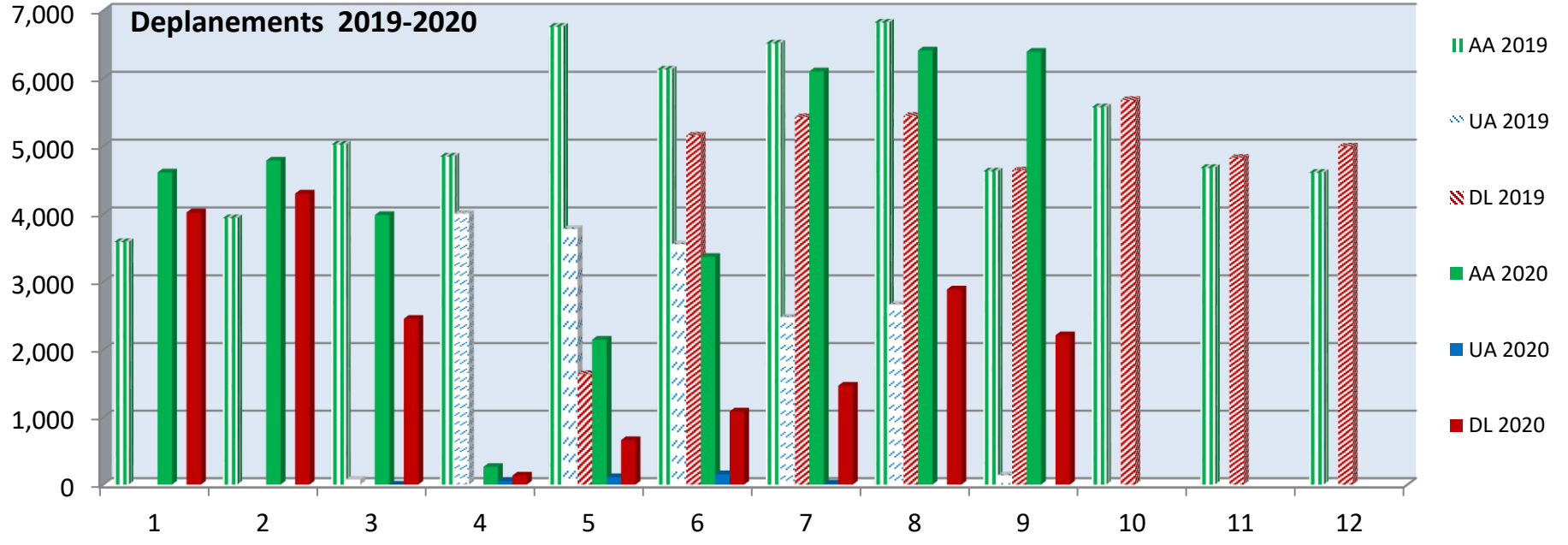
ENPLANEMENT/DEPLANEMENTS  
**ENPLANEMENTS/DEPLANEMENTS**

	2019	2019	2019	2020	2020	2020	2021	2022	2023	2024	2025
Airlines	AA	UA	DL	AA	UA	DL					
JAN	3,906			4,887		4,359					
FEB	4,063			4,956		4,185					
MAR	4,805	53		4,389	3	2,753					
APR	4,846	3,797		300	47	192					
MAY	6,200	4,033	1,580	1,917	93	672					
JUN	5,430	3,691	5,349	3,370	130	1,168					
JUL	6,001	2,683	5,554	5,800	32	1,490					
AUG	6,655	2,804	5,702	6,633		2,808					
SEP	4,293	338	4,439	6,189		2,214					
OCT	5,392		5,021								
NOV	4,883		5,032								
DEC	4,584		4,538								
<b>TOTALS</b>	<b>61,058</b>	<b>17,399</b>	<b>37,215</b>	<b>38,441</b>	<b>305</b>	<b>19,841</b>	<b>0</b>	<b>0</b>	<b>0</b>	<b>0</b>	<b>0</b>
	2019	2019	2019	2020	2020	2020	2021	2022	2023	2024	2025
Airlines	AA	UA	DL	AA	UA	DL					
JAN	3,585			4,613		4,024					
FEB	3,938			4,788		4,301					
MAR	5,022	74		3,985	0	2,454					
APR	4,846	4,006		263	53	134					
MAY	6,759	3,780	1,641	2,147	110	660					
JUN	6,128	3,555	5,157	3,368	154	1,085					
JUL	6,513	2,475	5,428	6,103	16	1,468					
AUG	6,820	2,662	5,446	6,411		2,888					
SEP	4,627	138	4,643	6,392		2,213					
OCT	5,573		5,681								
NOV	4,678		4,826								
DEC	4,607		4,995								
<b>TOTALS</b>	<b>63,096</b>	<b>16,690</b>	<b>37,817</b>	<b>38,070</b>	<b>333</b>	<b>19,227</b>	<b>0</b>	<b>0</b>	<b>0</b>	<b>0</b>	
	2019	2019	2019	2020	2020	2020	2021	2022	2023	2024	2025
Airlines	AA	UA	DL	AA	UA	DL					
JAN	7,491			9,500		8,383					
FEB	8,001			9,744		8,486					
MAR	9,827	127		8,374	3	5,207					
APR	9,692	7,803		563	100	326					
MAY	12,959	7,813	3,221	4,064	203	1,332					
JUN	11,558	7,246	10,506	6,738	284	2,253					
JUL	12,514	5,158	10,982	11,903	48	2,958					
AUG	13,475	5,466	11,148	13,044		5,696					
SEP	8,920	476	9,082	12,581		4,427					
OCT	10,965		10,702								
NOV	9,561		9,858								
DEC	9,191		9,533								
<b>TOTALS</b>	<b>124,154</b>	<b>34,089</b>	<b>75,032</b>	<b>76,511</b>	<b>638</b>	<b>39,068</b>	<b>0</b>	<b>0</b>	<b>0</b>	<b>0</b>	<b>0</b>

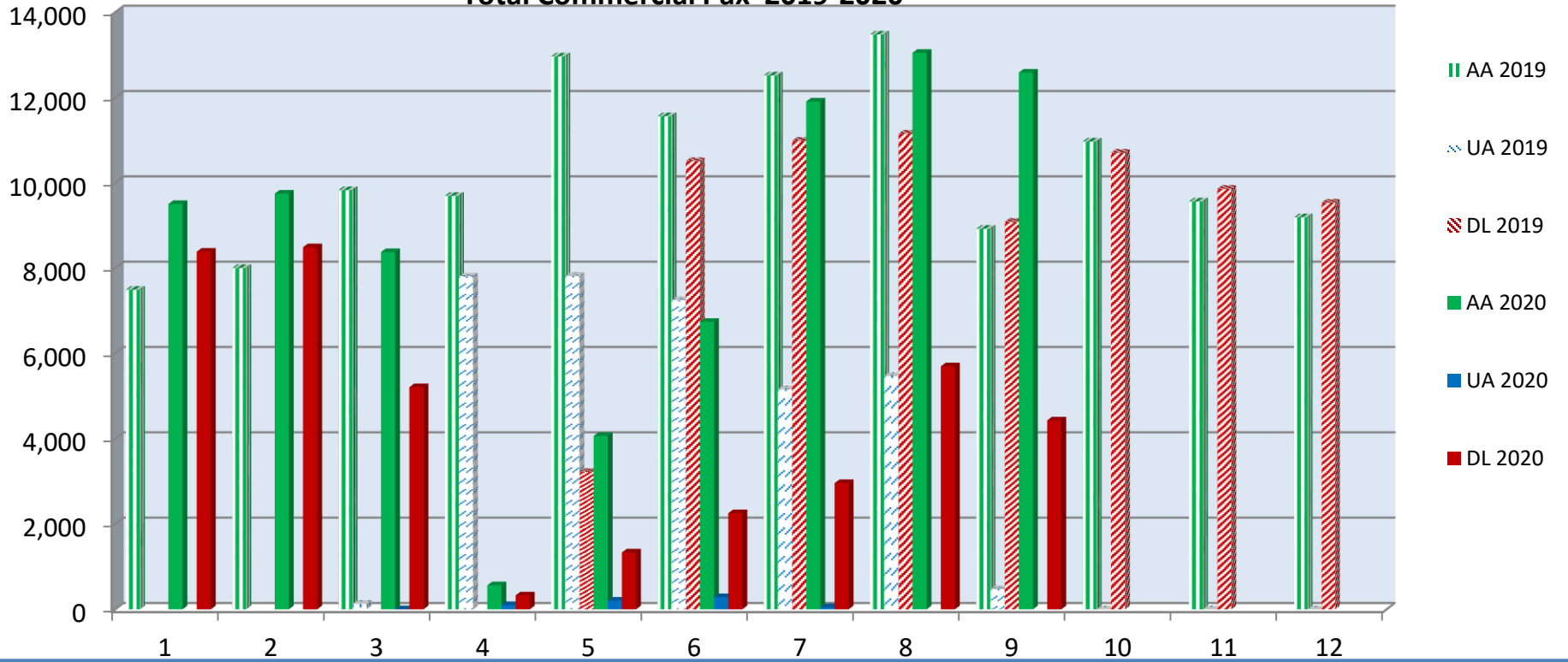
Enplanements 2019-2020



Deplanements 2019-2020



**Total Commercial Pax 2019-2020**



## HXD TOWER REPORT

ITINERANT			LOCAL									YTD Total
TOWER	AIR TAXI	GA	MILITARY	LOCAL GA	LOCAL MIL	VFR	IFR	Total	After Hrs. GA	After Hrs. Comm	Total Ops	Ops
January	206	1,262	23	240	28	1,069	1,040	2,109	0	0	2,109	2,109
February	270	1,256	23	152	44	882	1,171	2,053	0	0	2,053	4,162
March	331	1,335	13	336	49	1,141	1,317	2,458	0	0	2,458	6,620
April	137	895	19	619	18	1,141	644	1,785	0	0	1,785	8,405
May	378	1,900	20	357	0	1,449	1,437	2,886	0	0	2,886	11,291
June	553	2,084	27	278	12	1,442	1,732	3,174	0	0	3,174	14,465
July	371	2,222	52	226	18	1,472	1,766	3,238	0	0	3,238	17,703
August	285	1,908	26	207	40	1,457	1,438	2,895	0	0	2,895	20,598
September	347	1,699	20	254	28	1,317	1,387	2,704	0	0	2,704	23,302
October	0	0	0	0	0	0	0	0	0	0	0	23,302
November	0	0	0	0	0	0	0	0	0	0	0	23,302
December	0	0	0	0	0	0	0	0	0	0	0	23,302
<b>TOTALS 2020</b>	<b>2,878</b>	<b>14,561</b>	<b>223</b>	<b>2,669</b>	<b>237</b>	<b>11,370</b>	<b>11,932</b>	<b>23,302</b>	<b>0</b>	<b>0</b>	<b>23,302</b>	
ITINERANT			LOCAL									YTD Total
TOWER	AIR TAXI	GA	MILITARY	LOCAL GA	LOCAL MIL	VFR	IFR	Total	After Hrs. GA	After Hrs. Comm	Total Ops	Ops
January	248	1,265	26	198	32	1,012	923	1,935	29	0	1,964	1,964
February	202	1,107	39	189	24	806	904	1,710	24	0	1,734	3,698
March	337	1,780	28	276	74	1,421	1,254	2,675	31	0	2,706	6,404
April	466	2,028	36	120	74	1,278	1,774	3,052	30	0	3,082	9,486
May	320	2,206	29	144	48	1,495	1,643	3,138	28	0	3,166	12,652
June	283	2,020	22	153	50	1,452	1,601	3,053	27	0	3,080	15,732
July	290	2,229	23	244	6	1,677	1,658	3,335	28	0	3,363	19,095
August	292	1,841	24	206	54	1,367	1,585	2,952	27	0	2,979	22,074
September	244	1,572	12	152	56	1,140	1,220	2,360	27	30	2,417	24,491
October	398	1,741	25	165	68	1,091	1,627	2,718	25	18	2,761	27,252
November	356	1,644	42	260	28	1,194	1,450	2,644	28	0	2,672	29,924
December	263	1,291	25	158	16	720	1,200	2,094	30	0	2,124	32,048
<b>TOTALS 2019</b>	<b>3,699</b>	<b>20,724</b>	<b>331</b>	<b>2,265</b>	<b>530</b>	<b>14,653</b>	<b>16,839</b>	<b>31,666</b>	<b>334</b>	<b>48</b>	<b>32,048</b>	
ITINERANT			LOCAL									YTD Total
TOWER	AIR TAXI	GA	MILITARY	LOCAL GA	LOCAL MIL	VFR	IFR	Total	After Hrs. GA	After Hrs. Comm	Total Ops	Ops
January	321	1,041	19	132	21	765	769	1,534	65	3	1,534	1,534
February	368	1,312	28	202	20	683	1,247	1,930	83	0	1,930	3,464
March	465	1,819	21	148	22	1,027	1,448	2,475	96	0	2,475	5,939
April	584	2,207	11	138	22	1,578	1,384	2,962	0	0	2,962	8,901
May	434	1,734	16	96	26	1,091	1,215	2,306	0	0	2,306	11,207
June	411	2,030	13	180	12	1,385	1,261	2,646	0	2	2,646	13,853
July	364	2,147	14	132	28	1,513	1,324	2,837	0	0	2,837	16,690
August	302	1,921	22	150	52	1,466	1,161	2,627	0	0	2,657	19,347
September	224	1,370	20	110	22	917	979	1,896	0	0	1,921	21,268
October	341	1,819	21	175	70	1,228	1,379	2,607	0	0	2,636	23,904
November	288	1,201	17	90	20	855	1,233	2,088	0	0	2,116	26,020
December	201	1,129	9	100	10	716	896	1,612	0	0	1,638	27,658
<b>TOTALS 2018</b>	<b>4,303</b>	<b>19,730</b>	<b>211</b>	<b>1,653</b>	<b>325</b>	<b>13,224</b>	<b>14,296</b>	<b>27,520</b>	<b>244</b>	<b>5</b>	<b>27,659</b>	



