



## Beaufort County Airports Board Meeting

### Committee Members

HOWARD ACKERMAN, CHAIRMAN

CHRIS BUTLER, VICE CHAIRMAN

ANNE ESPOSITO

DAN AHERN

BARRY WILBUR

LESLIE ADLAM FLORY

JAMES BUCKLEY

MARK BAILEY

BRIAN TURRISI

TREY AMBROSE

### AIRPORTS DIRECTOR

JON REMBOLD

### COUNTY ADMINISTRATOR

ASHLEY M. JACOBS

### SENIOR ADMINISTRATIVE ASSISTANT

ELENA MILBRANDT

### Administration Building

Beaufort County Government  
Hilton Head Island Airport  
120 Beach City Road  
Hilton Head Is, SC 29926

### Contact

Post Office Drawer 1228  
Beaufort, South Carolina 29901-1228  
(843) 255-2942  
[www.beaufortcountysc.gov](http://www.beaufortcountysc.gov)

[www.hiltonheadairport.c](http://www.hiltonheadairport.c)

# Beaufort County Airports Board Agenda

Thursday, May 21, 2020 at 1:30 PM

Cisco Webex Meeting

1. CALL TO ORDER
2. *[Public notification of this meeting has been published, posted, and distributed in compliance with the South Carolina Freedom of Information Act]*
3. PLEDGE OF ALLEGIANCE
4. APPROVAL OF AGENDA
5. APPROVAL OF MINUTES
6. PUBLIC COMMENT
  - o *Limited to Three Minutes Each Person*
7. DIRECTOR'S REPORT
8. UNFINISHED BUSINESS
9. NEW BUSINESS – Jon Rembold

---

### ACTION ITEMS

---

N/A

---

### COMMITTEE REPORTS

---

10. Chairman Airports Board Update

---

### CITIZEN COMMENTS

---

11. CITIZEN COMMENT
12. ADJOURNMENT

---

### FUTURE MEETING

---

13. The next meeting will be held on Thursday, June 18, 2020, 1:30pm at the County Council Chambers, Administration Building, Beaufort County Government Robert Smalls Complex, 100 Ribaut Road, Beaufort, SC (within realm of possibility) or via Cisco Webex. For more information, please click here:

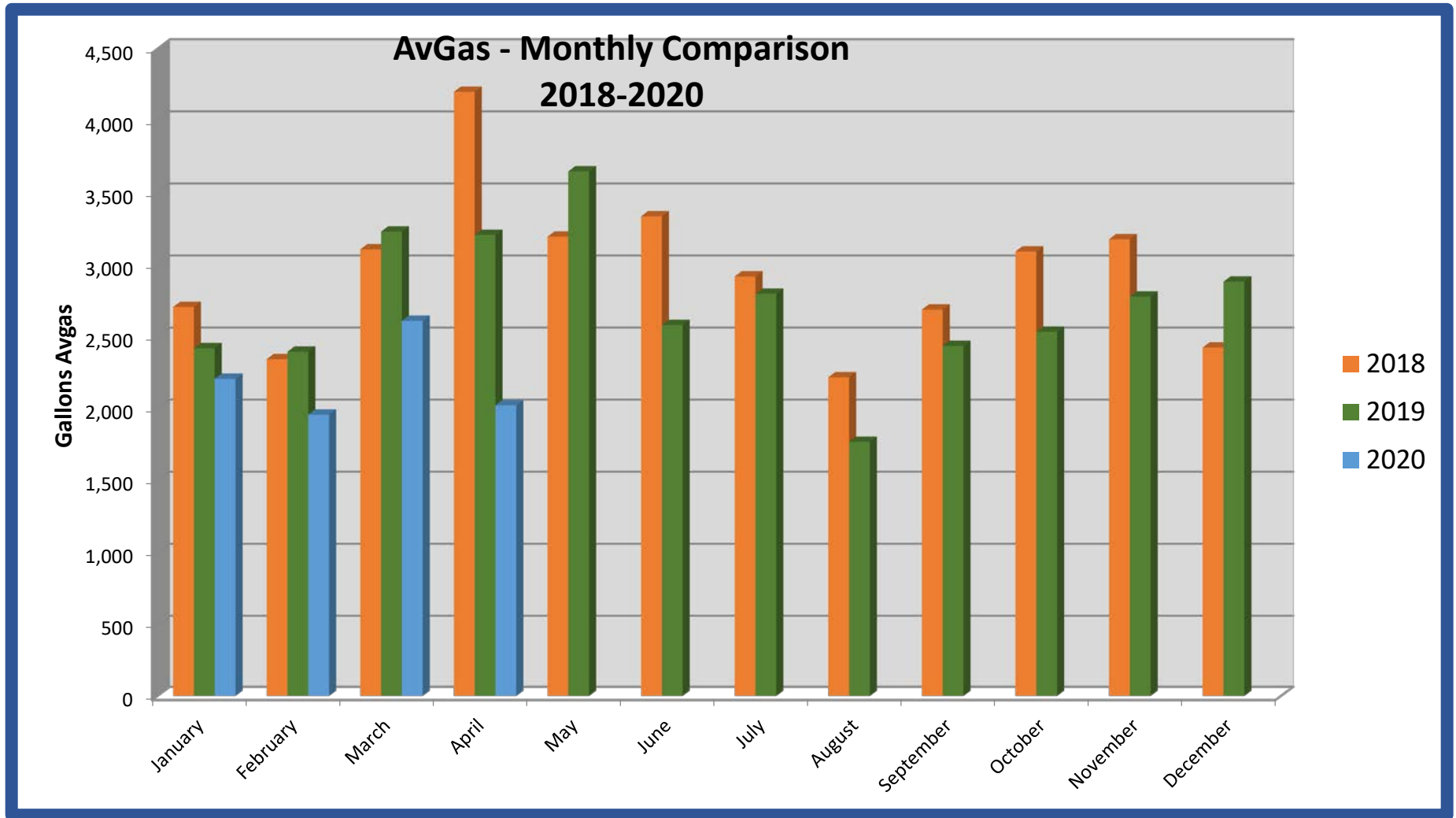
[www.beaufortcountysc.gov/events/2020/06/Airport%20Board-20-06-18.html](http://www.beaufortcountysc.gov/events/2020/06/Airport%20Board-20-06-18.html)

## ARW FUEL OPS

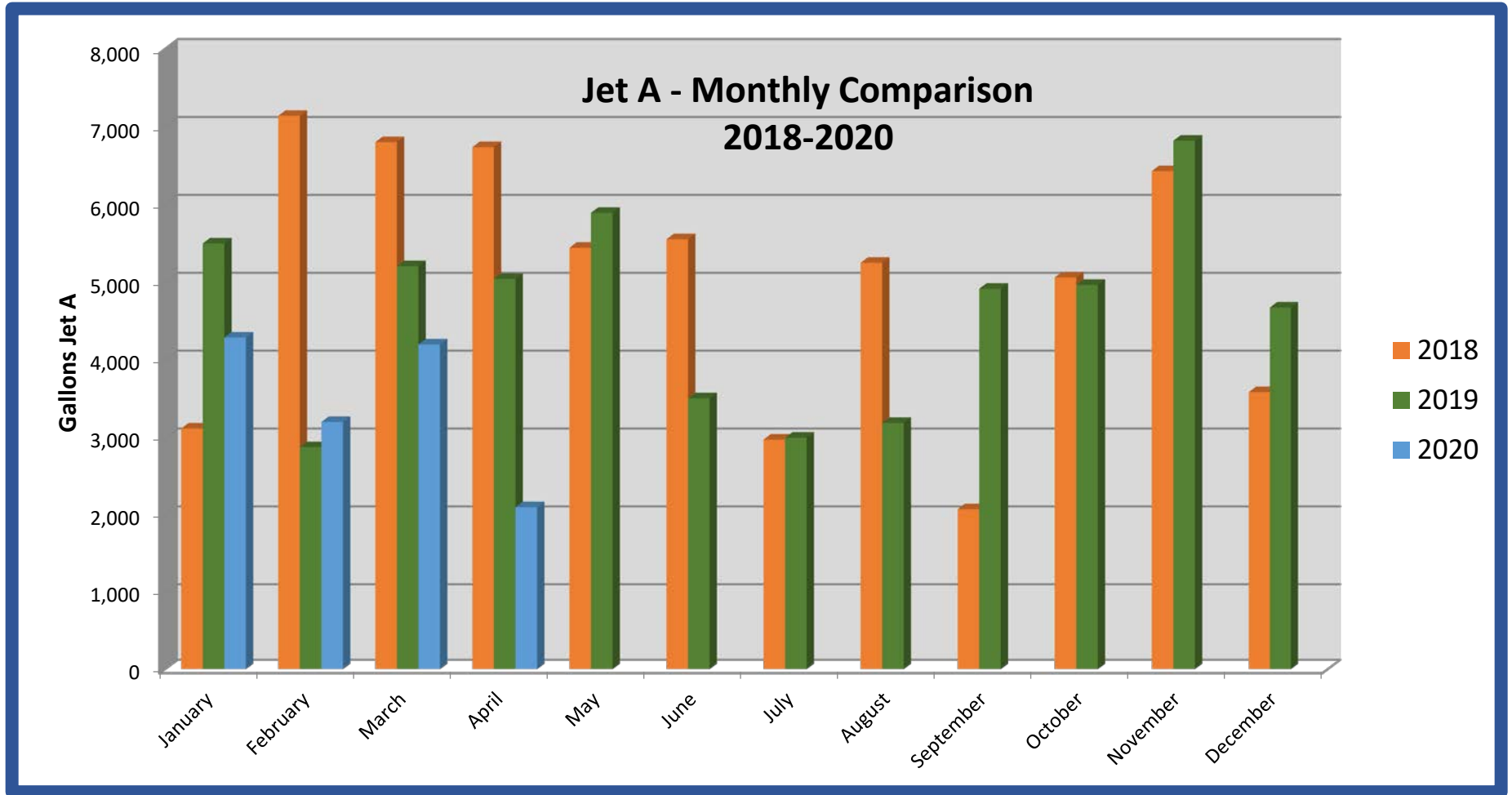
	Avgas	Jet A	Total Flow	Total Flight Ops			Avgas	Jet A	Total Flow	Total Flight Ops			Avgas	Jet A	Total Flow	Total Flight Ops
2020					2019					2018						
January	2,210	4,294	6,504	1,612	January	2,422	5,502	7,924	0	January	2,708	3,126	5,834	0		
February	1,961	3,210	5,171	796	February	2,398	2,886	5,284	1,290	February	2,346	7,141	9,487	1,428		
March	2,612	4,205	6,817	1,659	March	3,231	5,210	8,441	1,739	March	3,108	6,803	9,911	2,031		
April	2,026	2,115	4,141	1,021	April	3,208	5,046	8,254	1,833	April	4,201	6,739	10,940	2,240		
May					May	3,649	5,896	9,545	0	May	3,196	5,447	8,643	1,852		
June					June	2,583	3,514	6,097	0	June	3,337	5,556	8,893	1,910		
July					July	2,800	3,008	5,808	0	July	2,920	2,983	5,903	1,105		
August					August	1,772	3,197	4,969	0	August	2,220	5,254	7,474	1,622		
September					September	2,438	4,920	7,358	1,410	September	2,690	2,089	4,779	989		
October					October	2,536	4,970	7,506	1,190	October	3,093	5,065	8,158	1,866		
November					November	2,780	6,821	9,601	1,702	November	3,178	6,431	9,609	** Unk		
December					December	2,884	4,679	7,563	1,345	December	2,427	3,593	6,020	** Unk		
<b>2020 Total</b>	<b>8,809</b>	<b>13,824</b>	<b>22,633</b>	<b>5,088</b>	<b>2019 Total</b>	<b>32,701</b>	<b>55,649</b>	<b>88,350</b>	<b>10,509</b>	<b>2018 Total</b>	<b>35,424</b>	<b>60,227</b>	<b>95,651</b>	<b>15,043</b>		

(NOTE: \*\* Unknown. Counters are inoperable due to Hurricane Irma)

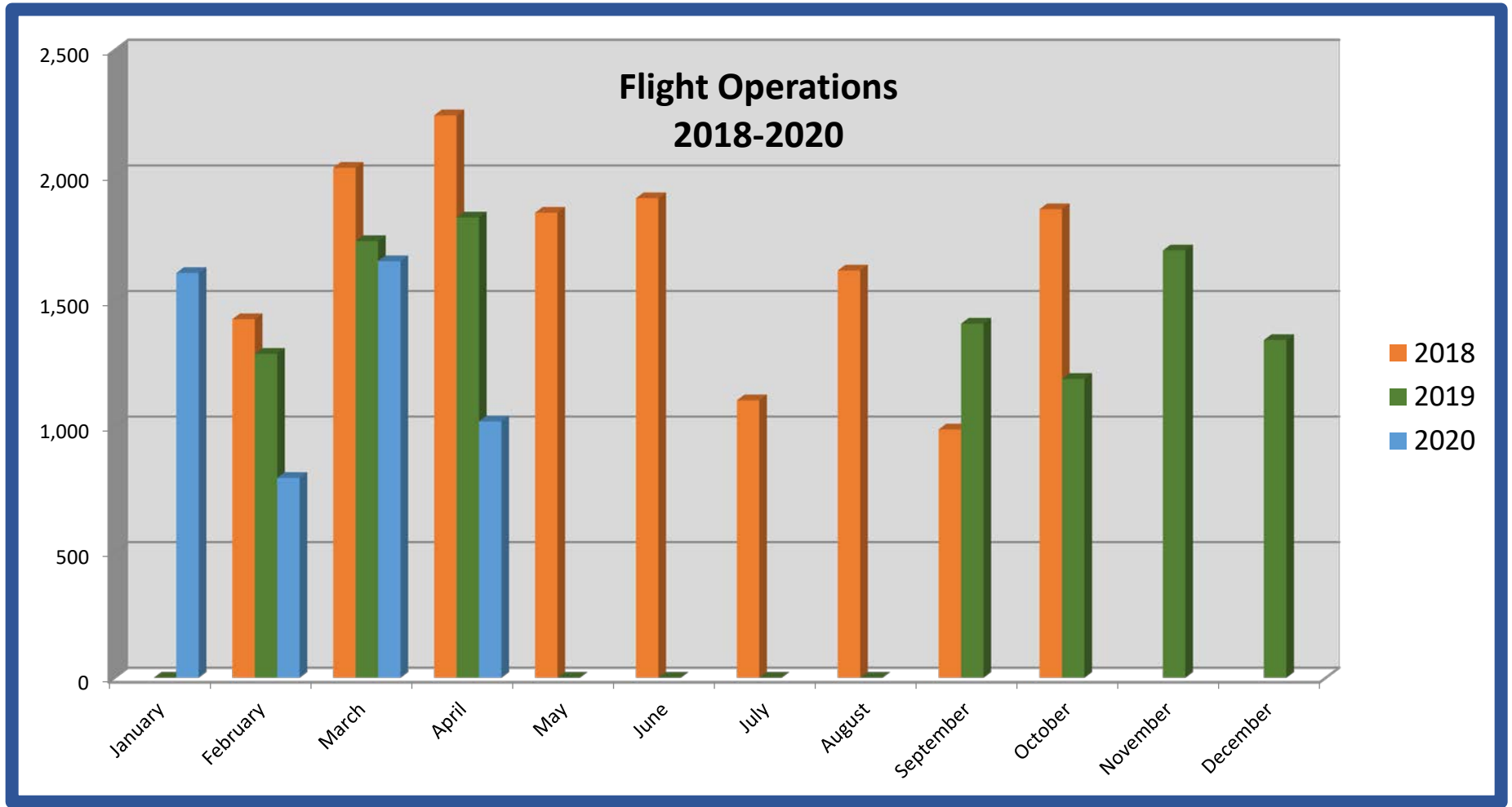
# ARW FUEL



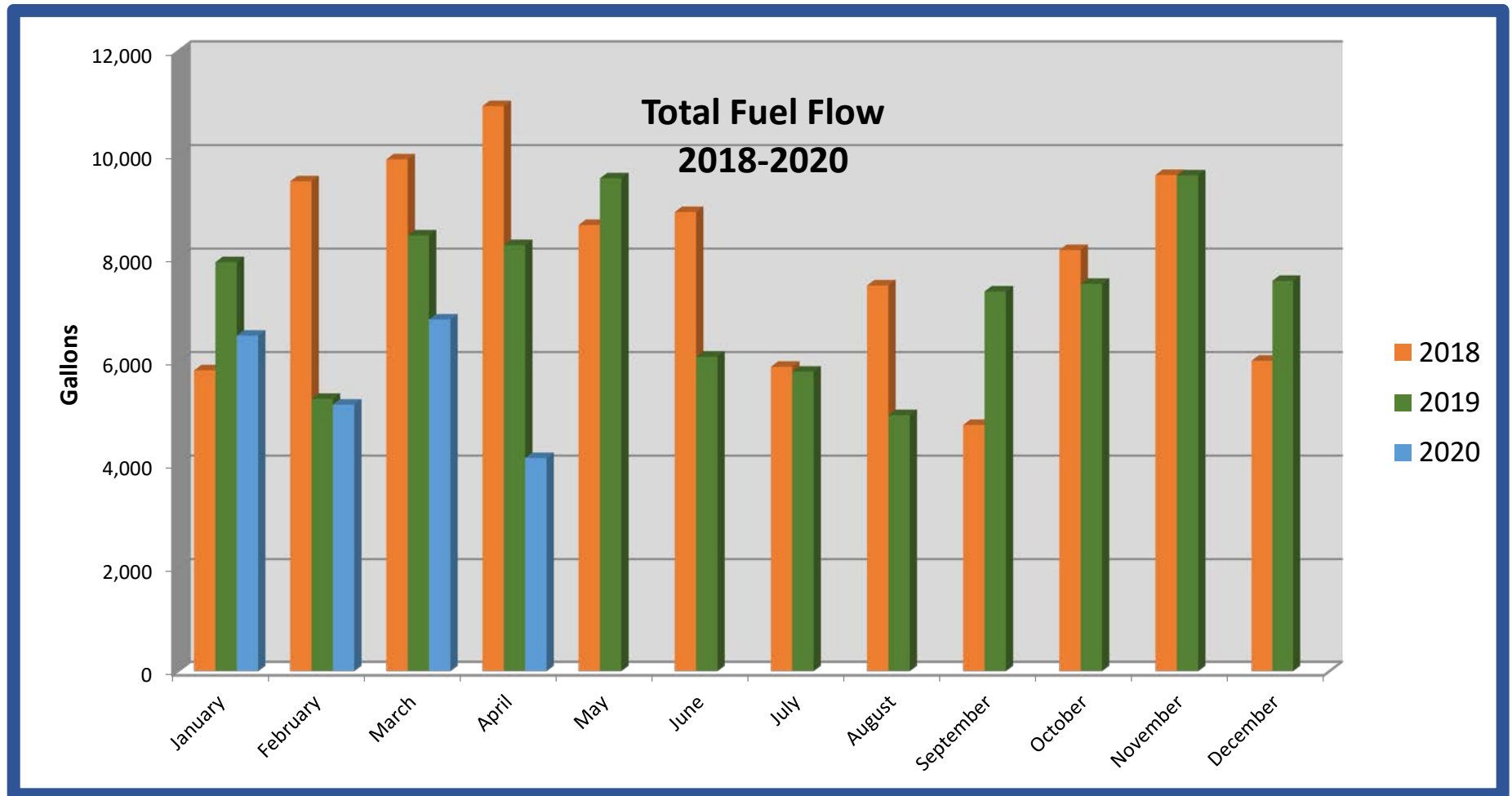
# ARW FUEL



# ARW FUEL



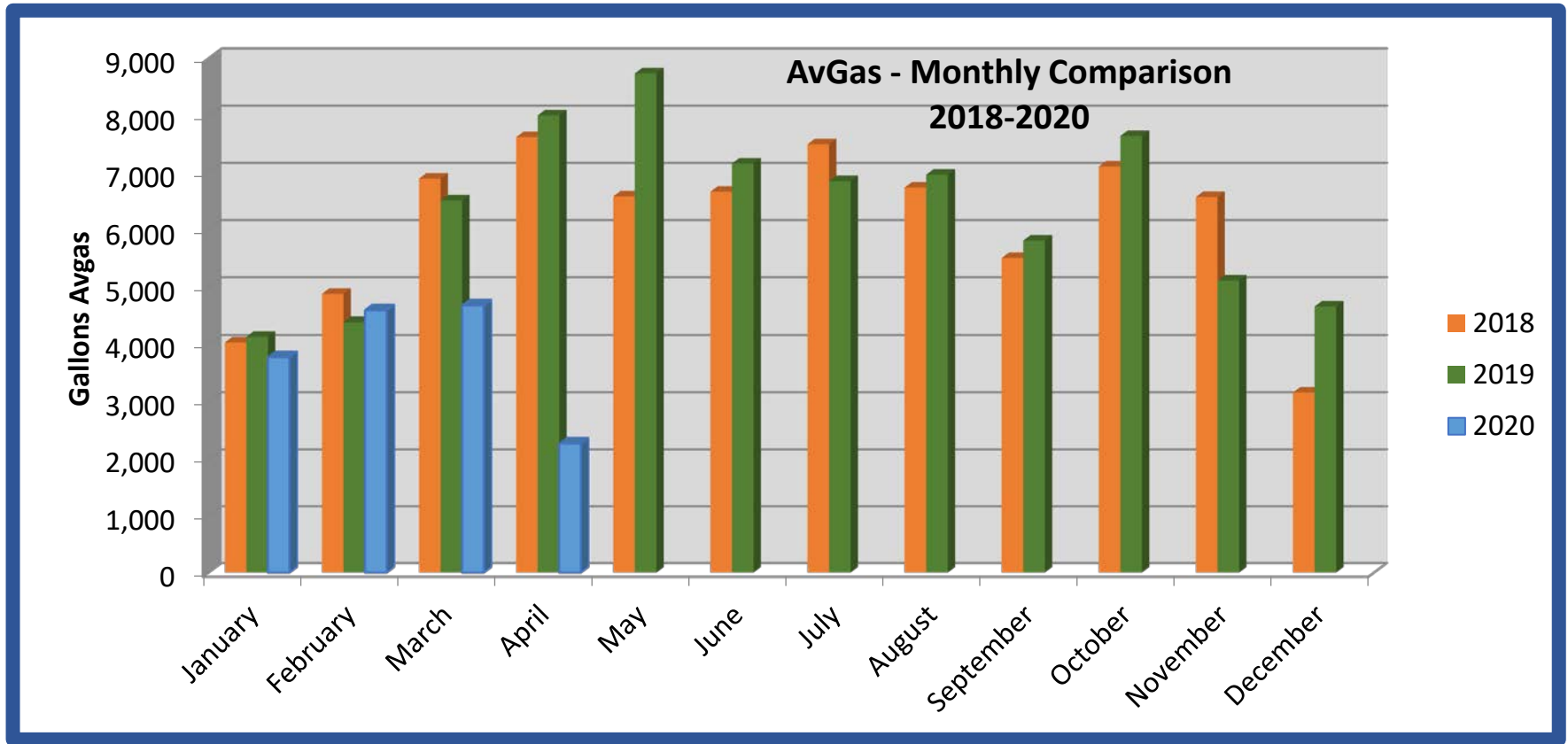
# ARW FUEL



# HXD FUEL OPS

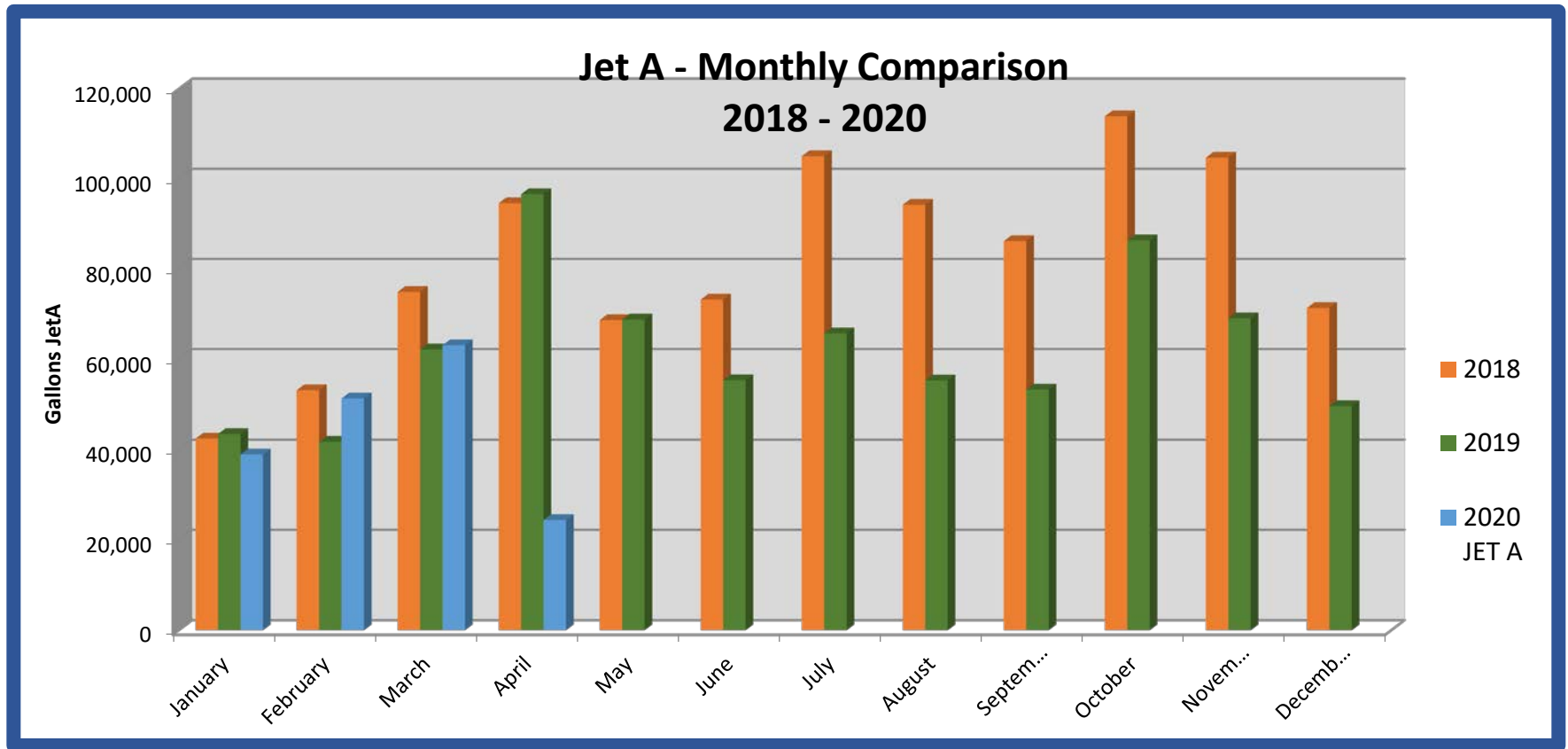
	Avgas	Jet A	Comm	Total Flow		Avgas	Jet A	Comm	Total Flow		Avgas	Jet A	Total Flow	
<b>2020</b>					<b>2019</b>					<b>2018</b>				
<b>January</b>	3,783	38,979	100,087	142,849	<b>January</b>	4,139	43,517	44,853	92,509	<b>January</b>	4,041	42,497	46,538	
<b>February</b>	4,594	51,410	94,846	150,850	<b>February</b>	4,390	41,791	37,115	83,296	<b>February</b>	4,880	53,227	58,107	
<b>March</b>	4,680	63,097	123,760	191,537	<b>March</b>	6,514	62,174	44,195	112,883	<b>March</b>	6,896	74,934	81,830	
<b>April</b>	2,275	24,426	53,866	80,567	<b>April</b>	8,001	96,630	103,484	208,115	<b>April</b>	7,621	94,628	102,249	
<b>May</b>					<b>May</b>	8,735	68,810	126,833	204,378	<b>May</b>	6,585	68,675	75,260	
<b>June</b>					<b>June</b>	7,158	55,445	168,865	231,468	<b>June</b>	6,666	73,235	79,901	
<b>July</b>					<b>July</b>	6,854	65,725	163,729	236,308	<b>July</b>	7,496	105,053	112,549	
<b>August</b>					<b>August</b>	6,964	55,397	168,904	231,265	<b>August</b>	6,739	94,267	101,006	
<b>September</b>					<b>September</b>	5,813	53,371	80,361	139,545	<b>September</b>	5,508	86,201	91,709	
<b>October</b>					<b>October</b>	7,641	86,380	110,753	204,774	<b>October</b>	7,107	113,912	121,019	
<b>November</b>					<b>November</b>	5,115	69,069	92,516	166,700	<b>November</b>	6,575	104,722	111,297	
<b>December</b>					<b>December</b>	4,660	49,715	97,600	151,975	<b>December</b>	3,165	71,363	74,528	
<b>2019 Total</b>	<b>15,332</b>	<b>177,912</b>	<b>372,559</b>	<b>565,803</b>	<b>2019 Total</b>	<b>75,984</b>	<b>748,024</b>	<b>1,239,208</b>	<b>2,063,216</b>	<b>2018 Total</b>	<b>73,279</b>	<b>982,714</b>	<b>1,055,993</b>	

# HXD FUEL

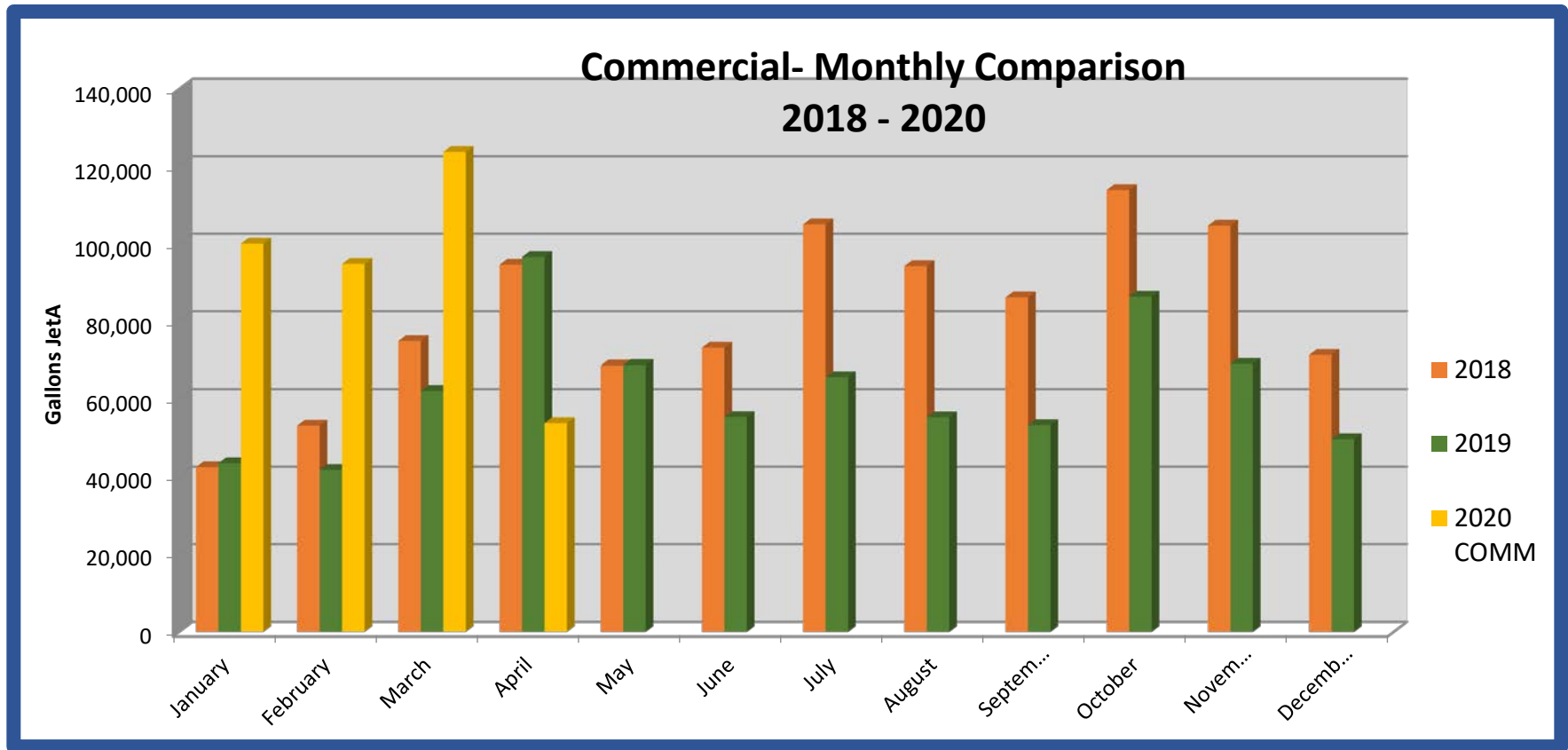




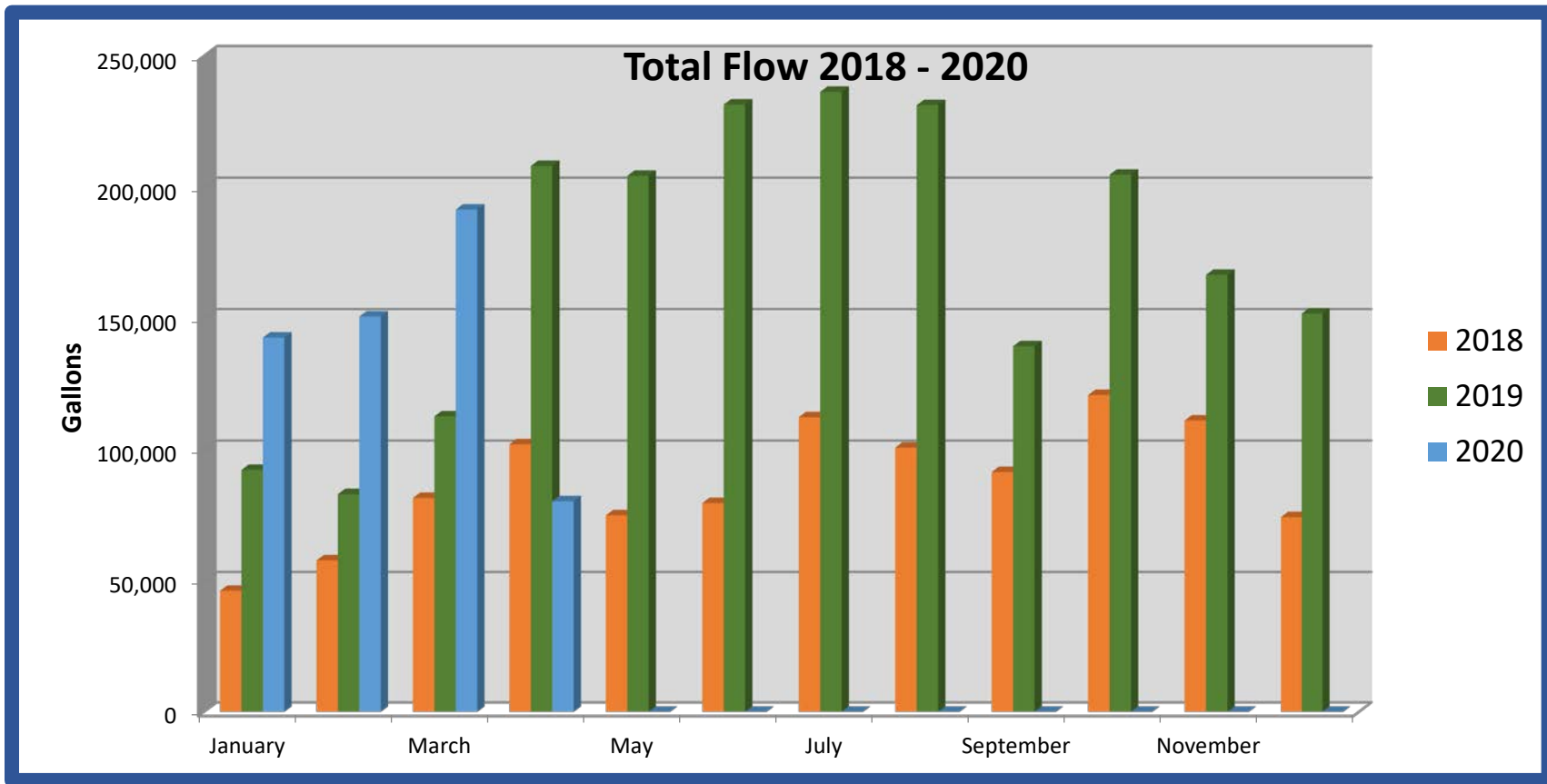
# HXD FUEL



# HXD FUEL



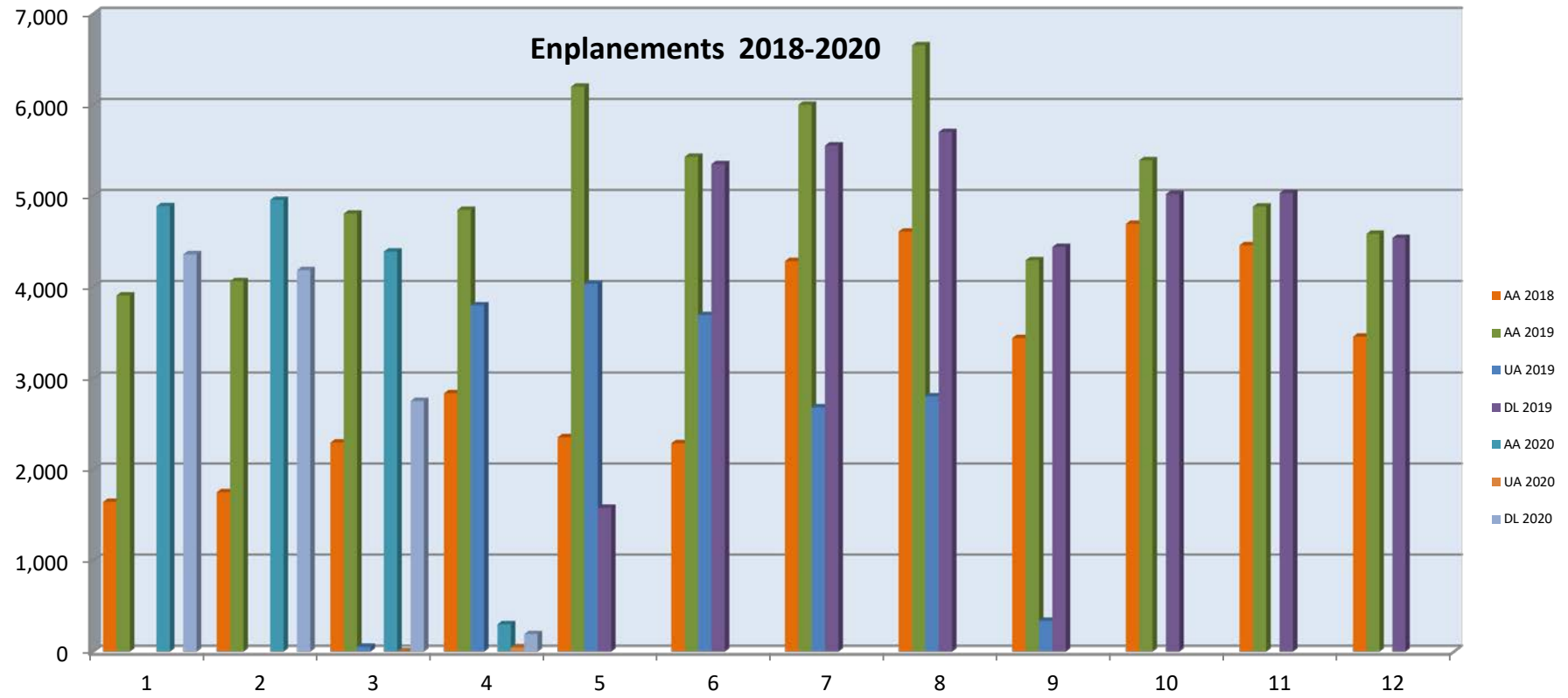
# HXD FUEL



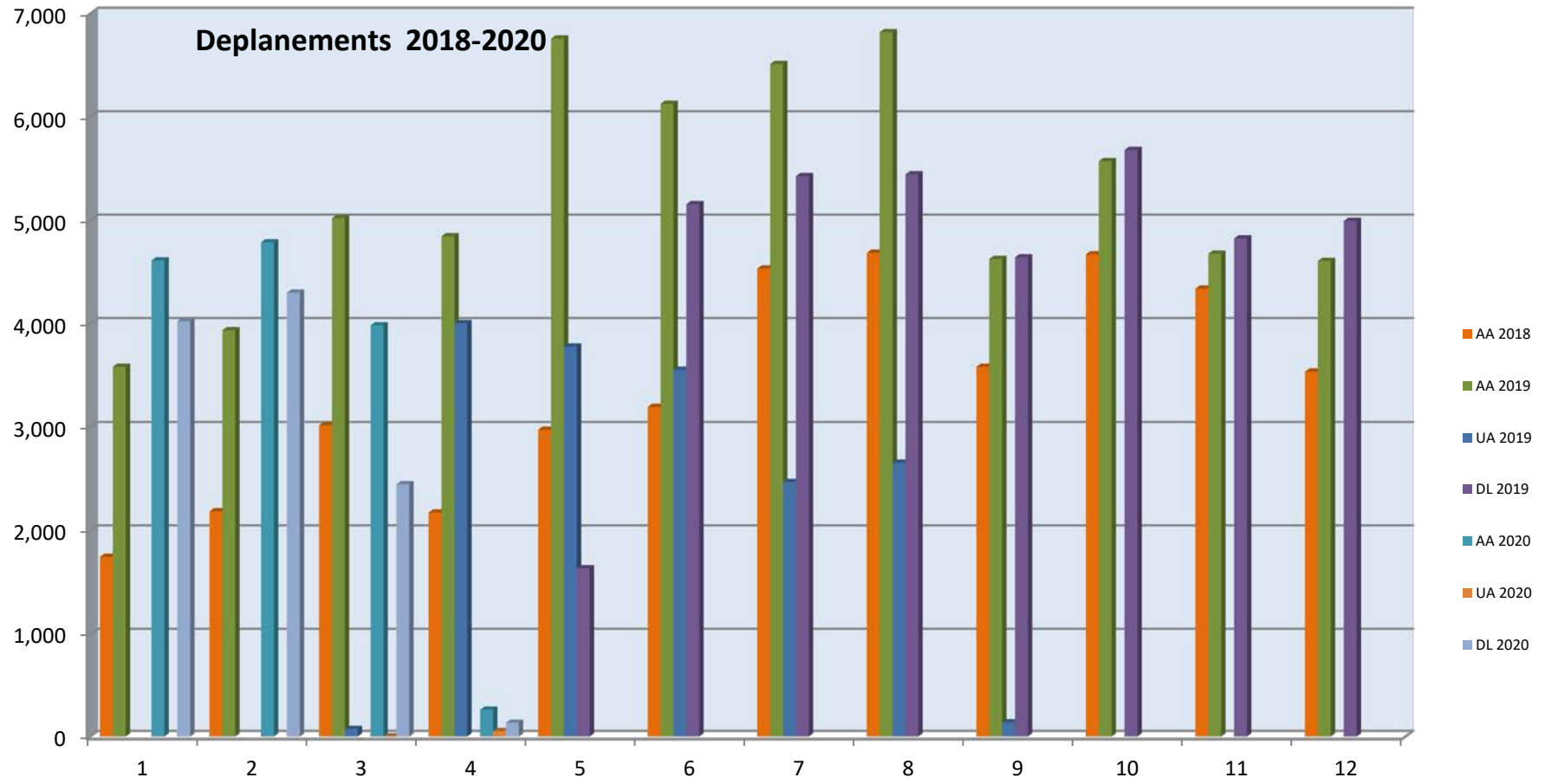
HXD  
ENPLANEMENT/DEPLANEMENT  
ENPLANEMENTS/DEPLANEMENTS

HILTON HEAD ISLAND PASSENGER ENPLANEMENTS(departures) 2018-2025												
	2018	2019	2019	2019	2020	2020	2020	2021	2022	2023	2024	2025
Airlines	AA	AA	UA	DL	AA	UA	DL					
JAN	1,644	3,906			4,887		4,359					
FEB	1,751	4,063			4,956		4,185					
MAR	2,296	4,805	53		4,389	3	2,753					
APR	2,838	4,846	3,797		300	47	192					
MAY	2,355	6,200	4,033	1,580								
JUN	2,289	5,430	3,691	5,349								
JUL	4,284	6,001	2,683	5,554								
AUG	4,608	6,655	2,804	5,702								
SEP	3,438	4,293	338	4,439								
OCT	4,693	5,392		5,021								
NOV	4,458	4,883		5,032								
DEC	3,454	4,584		4,538								
<b>TOTALS</b>	<b>38,108</b>	<b>61,058</b>	<b>17,399</b>	<b>37,215</b>	<b>14,532</b>	<b>50</b>	<b>11,489</b>	<b>0</b>	<b>0</b>	<b>0</b>	<b>0</b>	<b>0</b>
HILTON HEAD ISLAND PASSENGER DEPLANEMENTS(arrivals) 2018-2025												
	2018	2019	2019	2019	2020	2020	2020	2021	2022	2023	2024	2025
Airlines	AA	AA	UA	DL	AA	UA	DL					
JAN	1,752	3,585			4,613		4,024					
FEB	2,192	3,938			4,788		4,301					
MAR	3,024	5,022	74		3,985	0	2,454					
APR	2,181	4,846	4,006		263	53	134					
MAY	2,981	6,759	3,780	1,641								
JUN	3,202	6,128	3,555	5,157								
JUL	4,534	6,513	2,475	5,428								
AUG	4,687	6,820	2,662	5,446								
SEP	3,584	4,627	138	4,643								
OCT	4,672	5,573		5,681								
NOV	4,340	4,678		4,826								
DEC	3,538	4,607		4,995								
<b>TOTALS</b>	<b>40,687</b>	<b>63,096</b>	<b>16,690</b>	<b>37,817</b>	<b>13,649</b>	<b>53</b>	<b>10,913</b>	<b>0</b>	<b>0</b>	<b>0</b>	<b>0</b>	<b>0</b>
TOTAL PASSENGER ENPLANEMENTS & DEPLANEMENTS 2018-2025												
	2018	2019	2019	2019	2020	2020	2020	2021	2022	2023	2024	2025
Airlines	AA	AA	UA	DL	AA	UA	DL					
JAN	3,396	7,491			9,500		8,383					
FEB	3,943	8,001			9,744		8,486					
MAR	5,320	9,827	127		8,374	3	5,207					
APR	5,019	9,692	7,803		563	100	326					
MAY	5,336	12,959	7,813	3,221								
JUN	5,491	11,558	7,246	10,506								
JUL	8,818	12,514	5,158	10,982								
AUG	9,295	13,475	5,466	11,148								
SEP	7,022	8,920	476	9,082								
OCT	9,365	10,965	0	10,702								
NOV	8,798	9,561	0	9,858								
DEC	6,992	9,191	0	9,533								
<b>TOTALS</b>	<b>78,795</b>	<b>124,154</b>	<b>34,089</b>	<b>75,032</b>	<b>28,181</b>	<b>103</b>	<b>22,402</b>	<b>0</b>	<b>0</b>	<b>0</b>	<b>0</b>	<b>0</b>

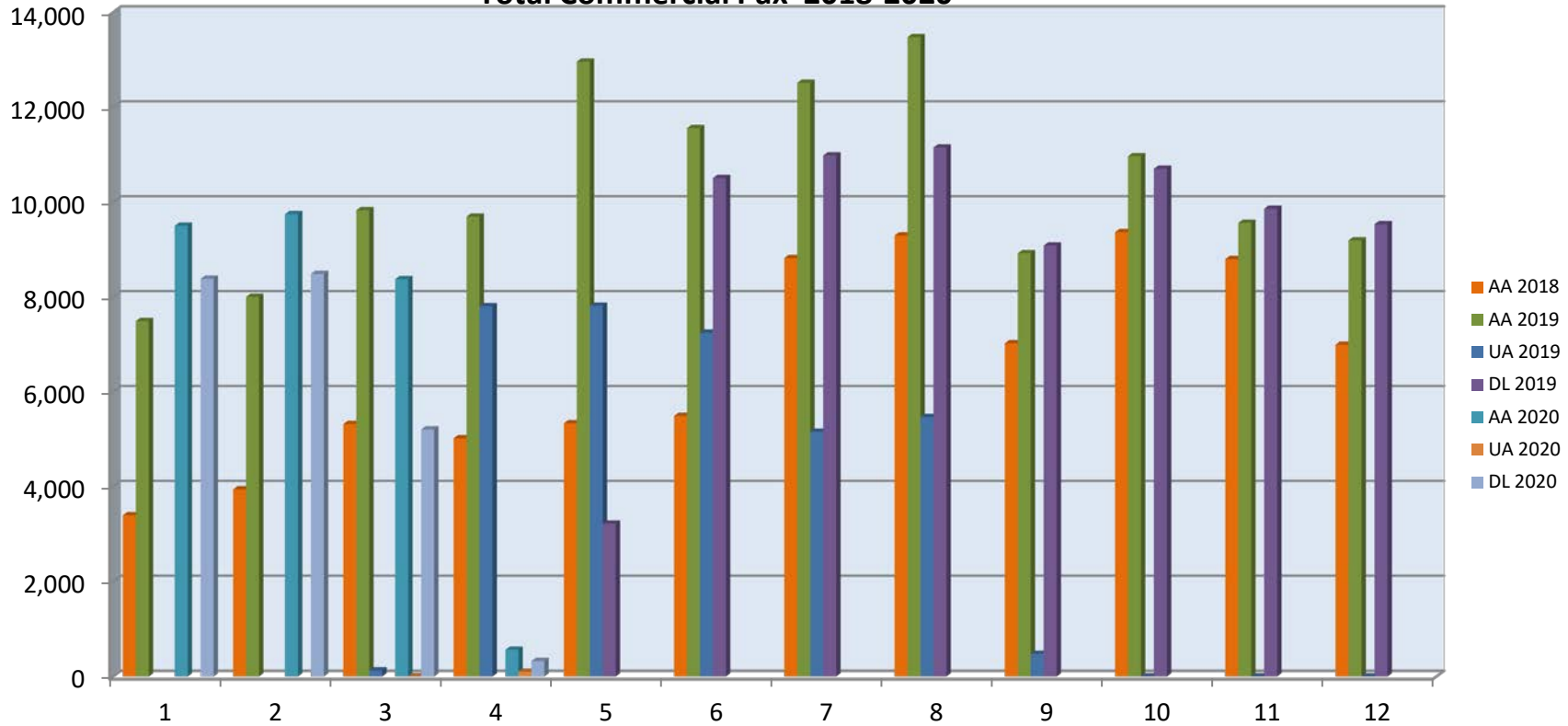
Enplanements 2018-2020



Deplanements 2018-2020



Total Commercial Pax 2018-2020



## HXD TOWER REPORT

ITINERANT			LOCAL										YTD Total
TOWER	AIR TAXI	GA	MILITARY	LOCAL GA	LOCAL MIL	VFR	IFR	Total	After Hrs. GA	After Hrs. Comm	Total Ops	Ops	
January	206	1,262	23	240	28	1,069	1,040	2,109	0	0	2,109	2,109	
February	270	1,256	23	152	44	882	1,171	2,053	0	0	2,053	4,162	
March	331	1,335	13	336	49	1,141	1,317	2,458	0	0	2,458	6,620	
April	137	895	19	619	18	1,141	644	1,785	0	0	1,785	8,405	
May	0	0	0	0	0	0	0	0	0	0	0	8,405	
June	0	0	0	0	0	0	0	0	0	0	0	8,405	
July	0	0	0	0	0	0	0	0	0	0	0	8,405	
August	0	0	0	0	0	0	0	0	0	0	0	8,405	
September	0	0	0	0	0	0	0	0	0	0	0	8,405	
October	0	0	0	0	0	0	0	0	0	0	0	8,405	
November	0	0	0	0	0	0	0	0	0	0	0	8,405	
December	0	0	0	0	0	0	0	0	0	0	0	8,405	
<b>TOTALS 2020</b>	<b>944</b>	<b>4,748</b>	<b>78</b>	<b>1,347</b>	<b>139</b>	<b>4,233</b>	<b>1,040</b>	<b>8,405</b>	<b>0</b>	<b>0</b>	<b>8,405</b>		
ITINERANT			LOCAL										YTD Total
TOWER	AIR TAXI	GA	MILITARY	LOCAL GA	LOCAL MIL	VFR	IFR	Total	After Hrs. GA	After Hrs. Comm	Total Ops	Ops	
January	248	1,265	26	198	32	1,012	923	1,935	29	0	1,964	1,964	
February	202	1,107	39	189	24	806	904	1,710	24	0	1,734	3,698	
March	337	1,780	28	276	74	1,421	1,254	2,675	31	0	2,706	6,404	
April	466	2,028	36	120	74	1,278	1,774	3,052	30	0	3,082	9,486	
May	320	2,206	29	144	48	1,495	1,643	3,138	28	0	3,166	12,652	
June	283	2,020	22	153	50	1,452	1,601	3,053	27	0	3,080	15,732	
July	290	2,229	23	244	6	1,677	1,658	3,335	28	0	3,363	19,095	
August	292	1,841	24	206	54	1,367	1,585	2,952	27	0	2,979	22,074	
September	244	1,572	12	152	56	1,140	1,220	2,360	27	30	2,417	24,491	
October	398	1,741	25	165	68	1,091	1,627	2,718	25	18	2,761	27,252	
November	356	1,644	42	260	28	1,194	1,450	2,644	28	0	2,672	29,924	
December	263	1,291	25	158	16	720	1,200	2,094	30	0	2,124	32,048	
<b>TOTALS 2019</b>	<b>3,699</b>	<b>20,724</b>	<b>331</b>	<b>2,265</b>	<b>530</b>	<b>14,653</b>	<b>16,839</b>	<b>31,666</b>	<b>334</b>	<b>48</b>	<b>32,048</b>		
ITINERANT			LOCAL										YTD Total
TOWER	AIR TAXI	GA	MILITARY	LOCAL GA	LOCAL MIL	VFR	IFR	Total	After Hrs. GA	After Hrs. Comm	Total Ops	Ops	
January	321	1,041	19	132	21	765	769	1,534	65	3	1,534	1,534	
February	368	1,312	28	202	20	683	1,247	1,930	83	0	1,930	3,464	
March	465	1,819	21	148	22	1,027	1,448	2,475	96	0	2,475	5,939	
April	584	2,207	11	138	22	1,578	1,384	2,962	0	0	2,962	8,901	
May	434	1,734	16	96	26	1,091	1,215	2,306	0	0	2,306	11,207	
June	411	2,030	13	180	12	1,385	1,261	2,646	0	2	2,646	13,853	
July	364	2,147	14	132	28	1,513	1,324	2,837	0	0	2,837	16,690	
August	302	1,921	22	150	52	1,466	1,161	2,627	0	0	2,657	19,347	
September	224	1,370	20	110	22	917	979	1,896	0	0	1,921	21,268	
October	341	1,819	21	175	70	1,228	1,379	2,607	0	0	2,636	23,904	
November	288	1,201	17	90	20	855	1,233	2,088	0	0	2,116	26,020	
December	201	1,129	9	100	10	716	896	1,612	0	0	1,638	27,658	
<b>TOTALS 2018</b>	<b>4,303</b>	<b>19,730</b>	<b>211</b>	<b>1,653</b>	<b>325</b>	<b>13,224</b>	<b>14,296</b>	<b>27,520</b>	<b>244</b>	<b>5</b>	<b>27,659</b>		



Total Operations 2018-2020

