



Beaufort County Airports Board Meeting

Committee Members

HOWARD ACKERMAN, CHAIRMAN

DAN AHERN, VICE CHAIRMAN

ANNE ESPOSITO

BARRY WILBUR

LESLIE ADLAM FLORY

JAMES BUCKLEY

MARK BAILEY

BRIAN TURRISI

CHRIS BUTLER

TREY AMBROSE

AIRPORTS DIRECTOR

JON REMBOLD

COUNTY ADMINISTRATOR

ASHLEY M. JACOBS

SENIOR ADMINISTRATIVE ASSISTANT

ELENA MILBRANDT

Administration Building

Beaufort County Government
Hilton Head Island Airport
120 Beach City Road
Hilton Head Is, SC 29926

Contact

Post Office Drawer 1228
Beaufort, South Carolina 29901-1228
(843) 255-2942

www.beaufortcountysc.gov

www.hiltonheadairport.com/

Beaufort County Airports Board Agenda

Thursday, April 16, 2020 at 1:30 PM

Cisco Webex Meeting

1. CALL TO ORDER
2. *[Public notification of this meeting has been published, posted, and distributed in compliance with the South Carolina Freedom of Information Act]*
3. PLEDGE OF ALLEGIANCE
4. APPROVAL OF AGENDA
5. APPROVAL OF MINUTES
6. PUBLIC COMMENT
 - o *Limited to Three Minutes Each Person*
7. DIRECTOR'S REPORT
8. UNFINISHED BUSINESS
9. NEW BUSINESS – Jon Rembold
 - o *CARES Act*

ACTION ITEMS

10. Approval of Ordinance for Airport Tenant Leases at Hilton Head Island Airport
11. Election of Officers

COMMITTEE REPORTS

12. Chairman Airports Board Update
 - o Wright Bros Master Pilot Award (over 50 years of safe piloting) – Dan Ahern

CITIZEN COMMENTS

13. CITIZEN COMMENT
14. ADJOURNMENT

FUTURE MEETING

15. The next meeting will be held on Thursday, May 21, 2020, 1:30pm at the Town of Hilton Head, One Town Center Court, Hilton Head Island, SC (within realm of possibility) or via Cisco Webex. For more information, please click here:

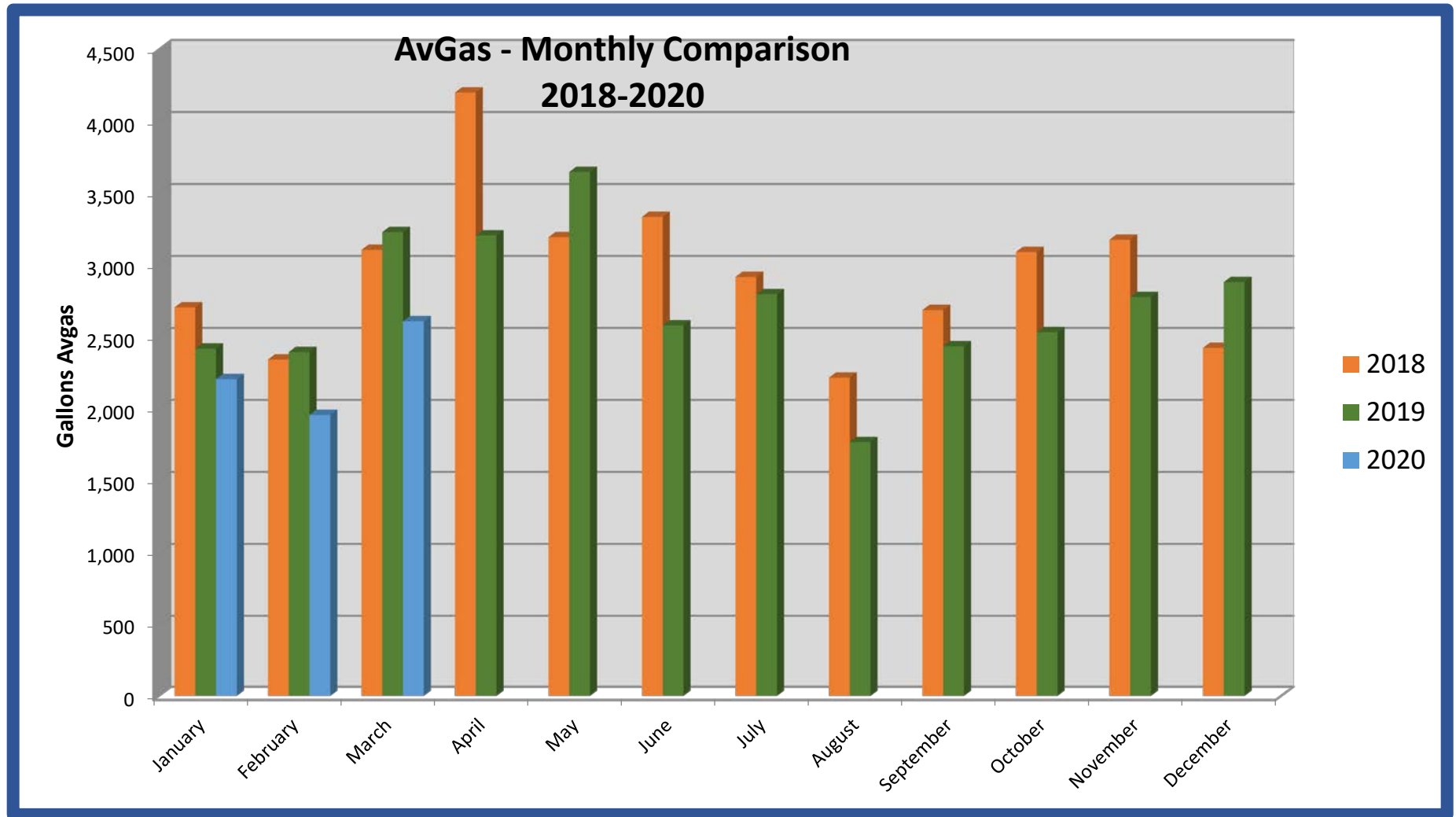
www.beaufortcountysc.gov/events/2020/05/Airport%20Board-20-05-1.html

ARW FUEL OPS

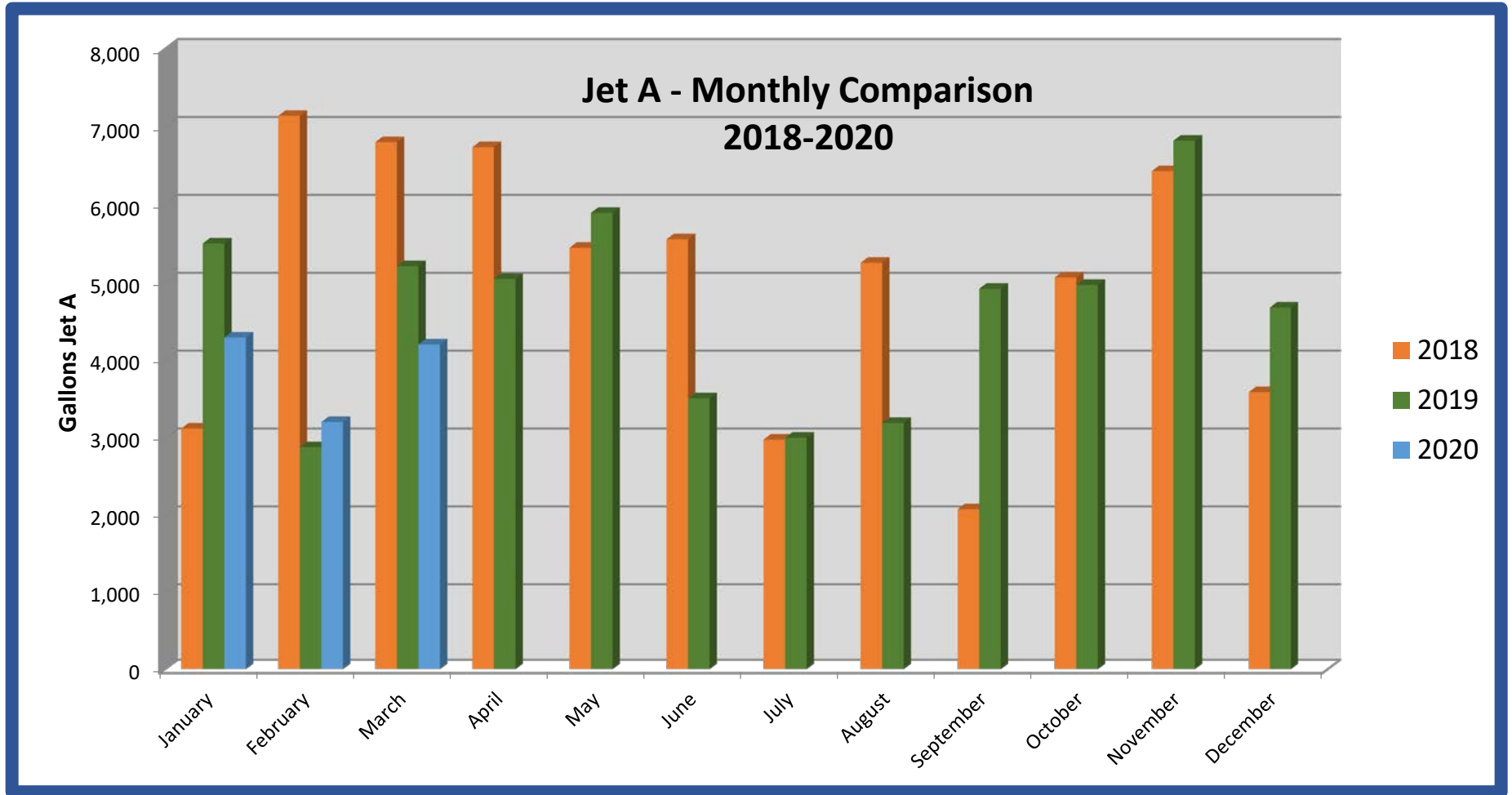
	Avgas	Jet A	Total Flow	Total Flight Ops		Avgas	Jet A	Total Flow	Total Flight Ops		Avgas	Jet A	Total Flow	Total Flight Ops
2020					2019					2018				
January	2,210	4,294	6,504	1,612	January	2,422	5,502	7,924	0	January	2,708	3,126	5,834	0
February	1,961	3,210	5,171	796	February	2,398	2,886	5,284	1,290	February	2,346	7,141	9,487	1,428
March	2,612	4,205	6,817	1,659	March	3,231	5,210	8,441	1,739	March	3,108	6,803	9,911	2,031
April					April	3,208	5,046	8,254	1,833	April	4,201	6,739	10,940	2,240
May					May	3,649	5,896	9,545	0	May	3,196	5,447	8,643	1,852
June					June	2,583	3,514	6,097	0	June	3,337	5,556	8,893	1,910
July					July	2,800	3,008	5,808	0	July	2,920	2,983	5,903	1,105
August					August	1,772	3,197	4,969	0	August	2,220	5,254	7,474	1,622
September					September	2,438	4,920	7,358	1,410	September	2,690	2,089	4,779	989
October					October	2,536	4,970	7,506	1,190	October	3,093	5,065	8,158	1,866
November					November	2,780	6,821	9,601	1,702	November	3,178	6,431	9,609	** Unk
December					December	2,884	4,679	7,563	1,345	December	2,427	3,593	6,020	** Unk
2020 Total	6,783	11,709	18,492	4,067	2019 Total	32,701	55,649	88,350	10,509	2018 Total	35,424	60,227	95,651	15,043

(NOTE: ** Unknown. Counters are inoperable due to Hurricane Irma)

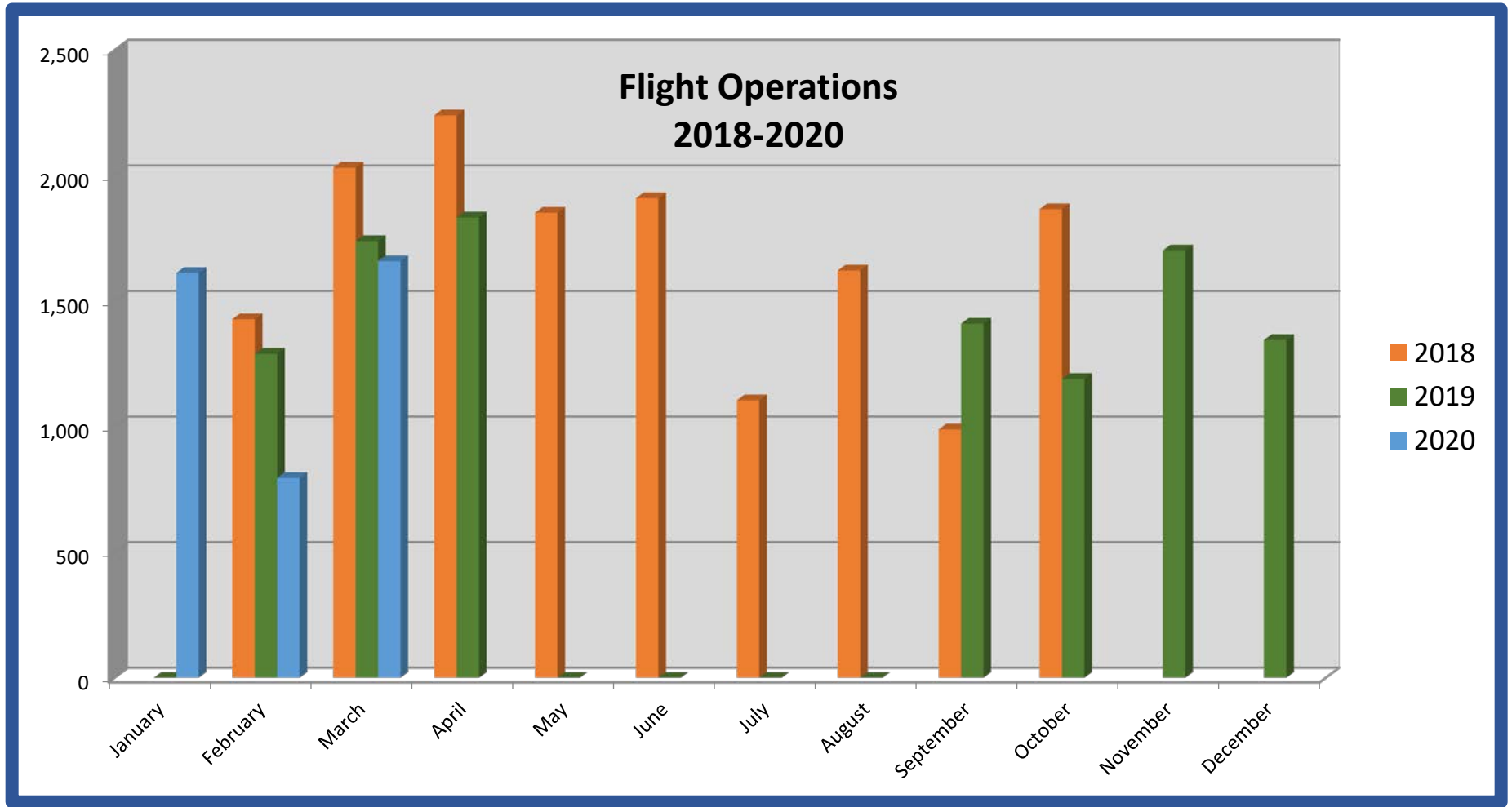
ARW FUEL



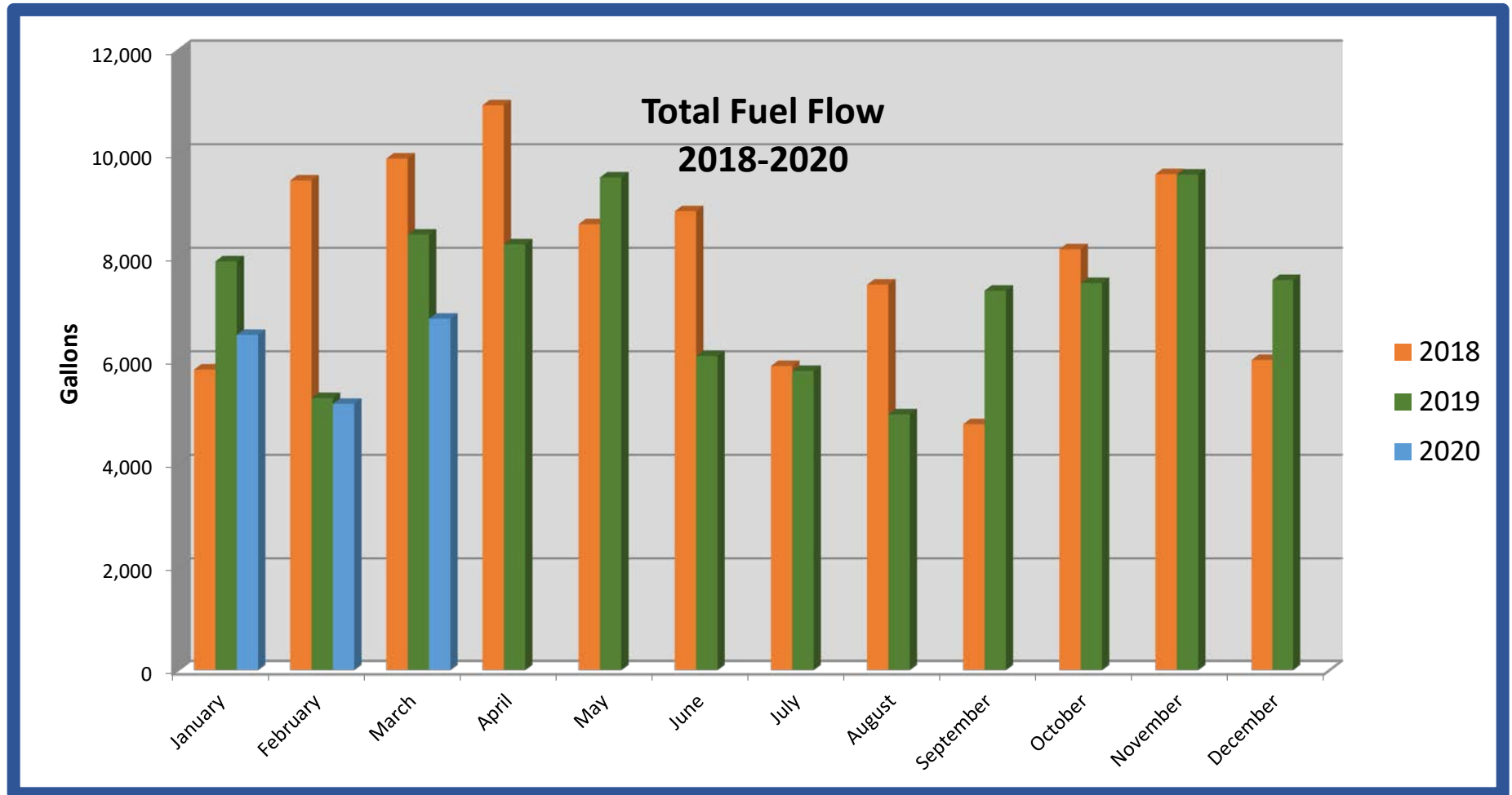
ARW FUEL



ARW FUEL



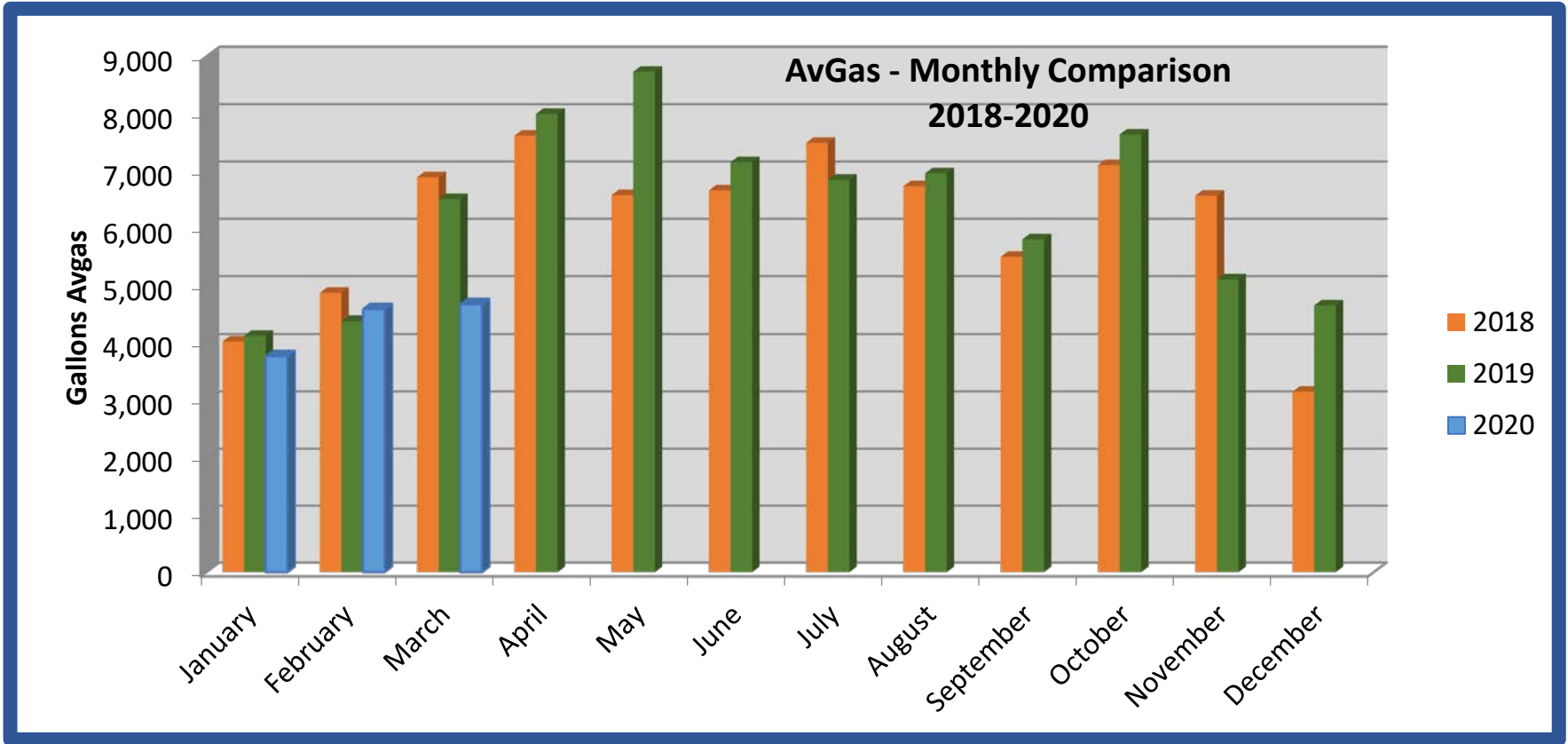
ARW FUEL



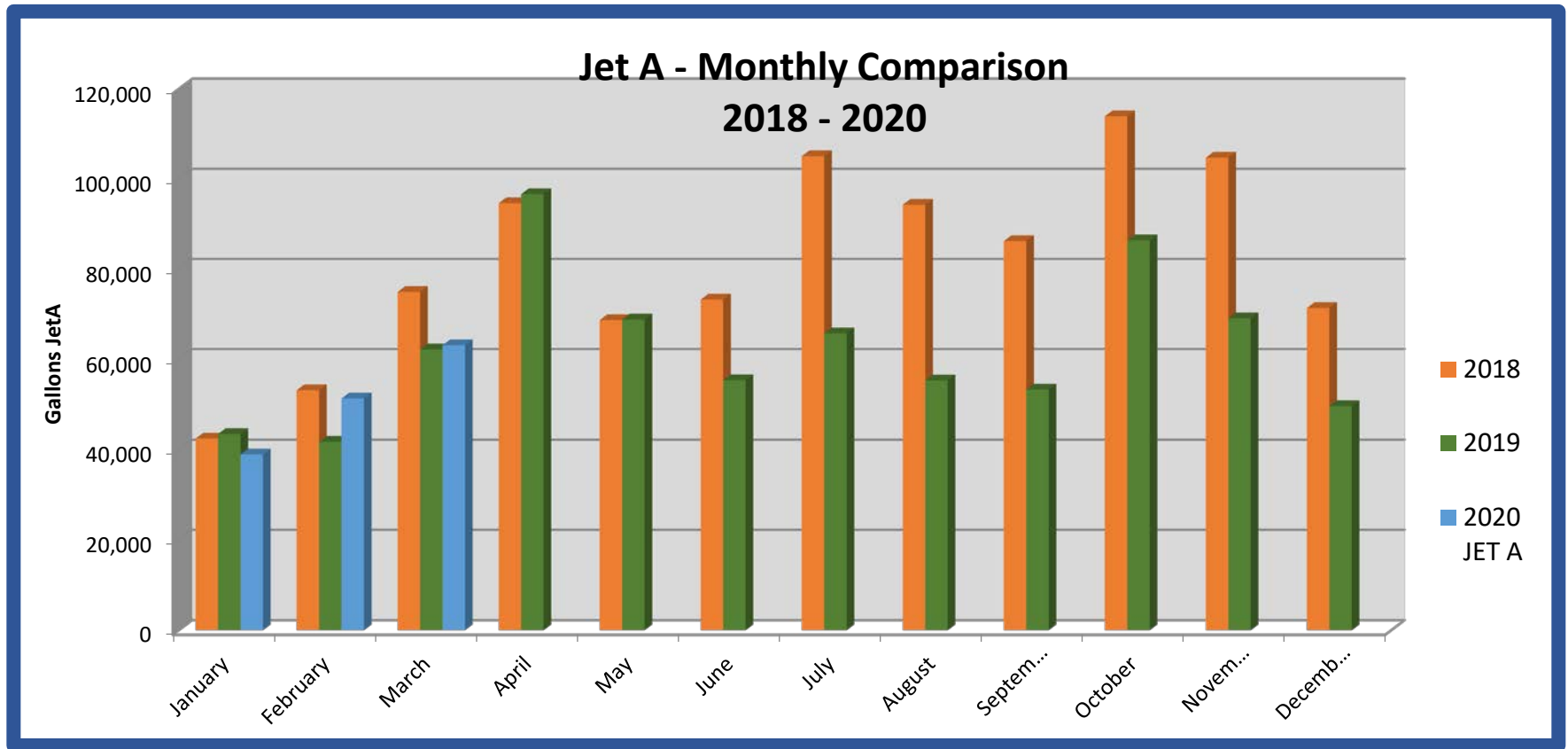
HXD FUEL OPS

	Avgas	Jet A	Comm	Total Flow		Avgas	Jet A	Comm	Total Flow		Avgas	Jet A	Total Flow	
2020					2019					2018				
January	3,783	38,979	100,087	142,849	January	4,139	43,517	44,853	92,509	January	4,041	42,497	46,538	
February	4,594	51,410	94,846	150,850	February	4,390	41,791	37,115	83,296	February	4,880	53,227	58,107	
March	4,680	63,097	123,760	191,537	March	6,514	62,174	44,195	112,883	March	6,896	74,934	81,830	
April					April	8,001	96,630	103,484	208,115	April	7,621	94,628	102,249	
May					May	8,735	68,810	126,833	204,378	May	6,585	68,675	75,260	
June					June	7,158	55,445	168,865	231,468	June	6,666	73,235	79,901	
July					July	6,854	65,725	163,729	236,308	July	7,496	105,053	112,549	
August					August	6,964	55,397	168,904	231,265	August	6,739	94,267	101,006	
September					September	5,813	53,371	80,361	139,545	September	5,508	86,201	91,709	
October					October	7,641	86,380	110,753	204,774	October	7,107	113,912	121,019	
November					November	5,115	69,069	92,516	166,700	November	6,575	104,722	111,297	
December					December	4,660	49,715	97,600	151,975	December	3,165	71,363	74,528	
2019 Total	13,057	153,486	318,693	485,236	2019 Total	75,984	748,024	1,239,208	2,063,216	2018 Total	73,279	982,714	1,055,993	

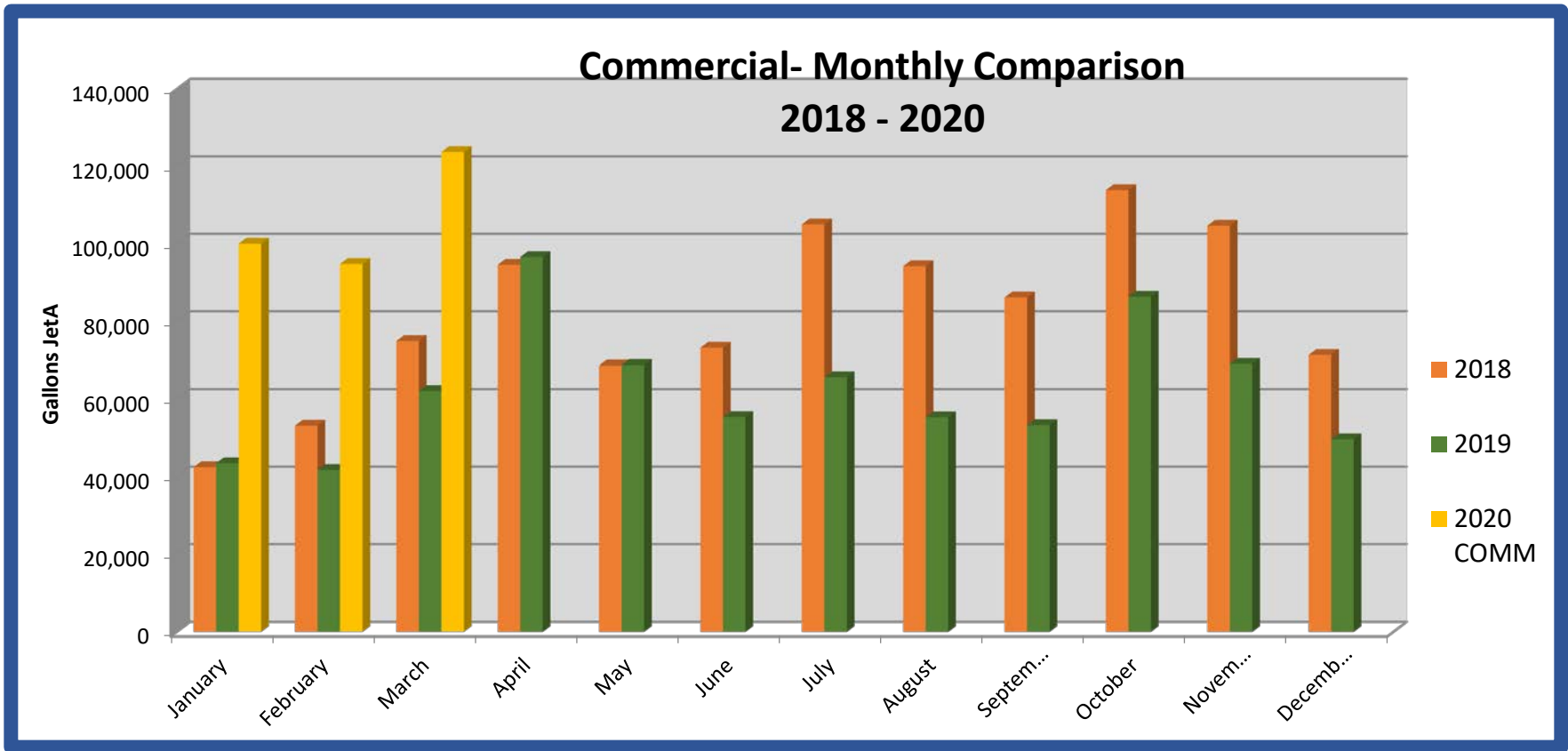
HXD FUEL



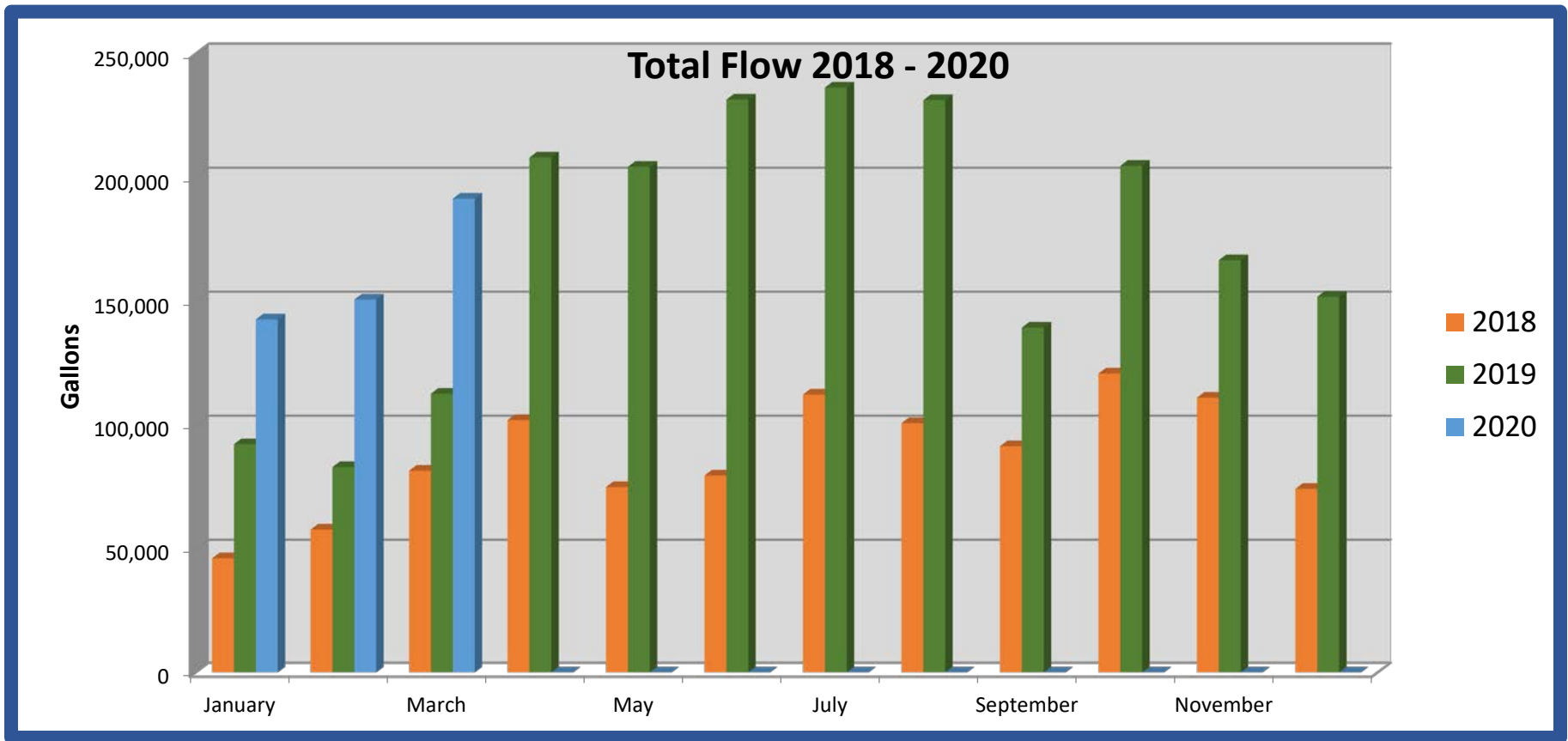
HXD FUEL



HXD FUEL



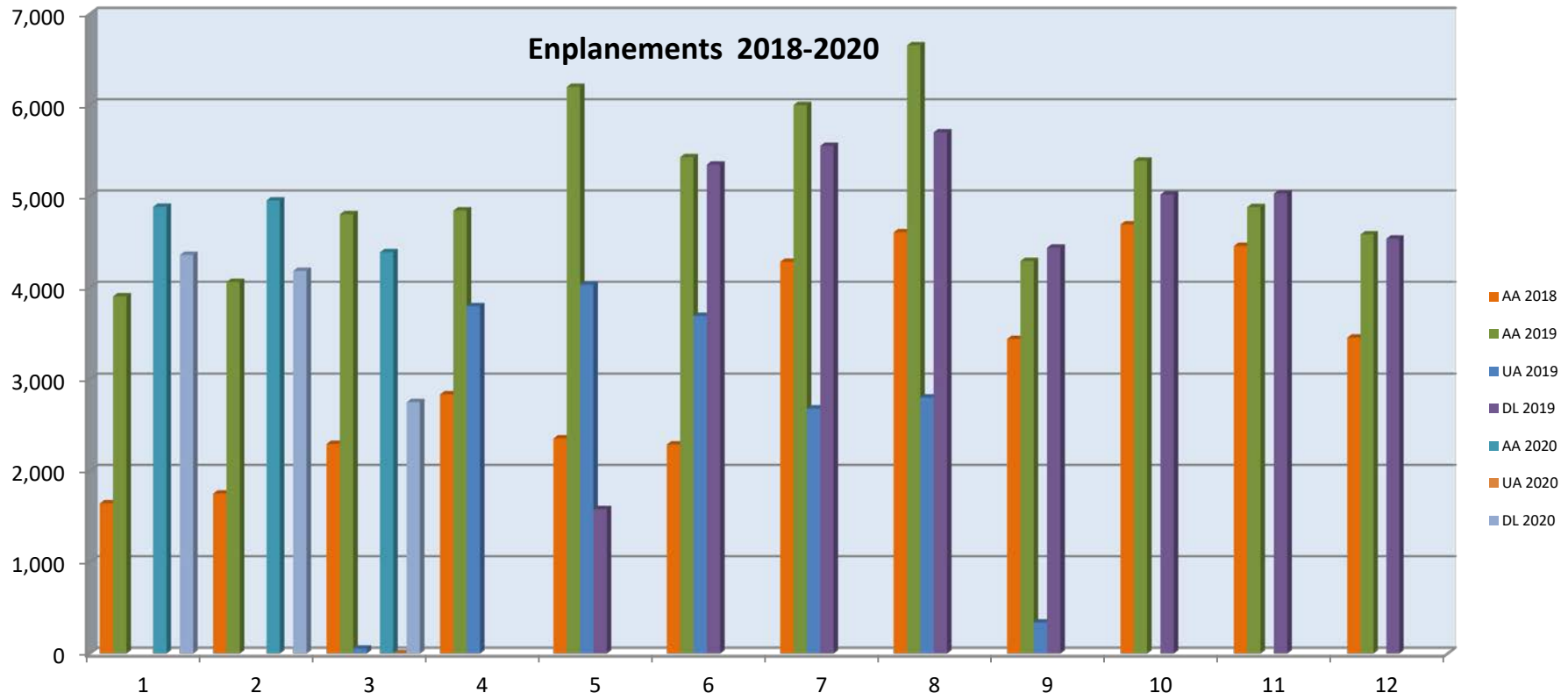
HXD FUEL



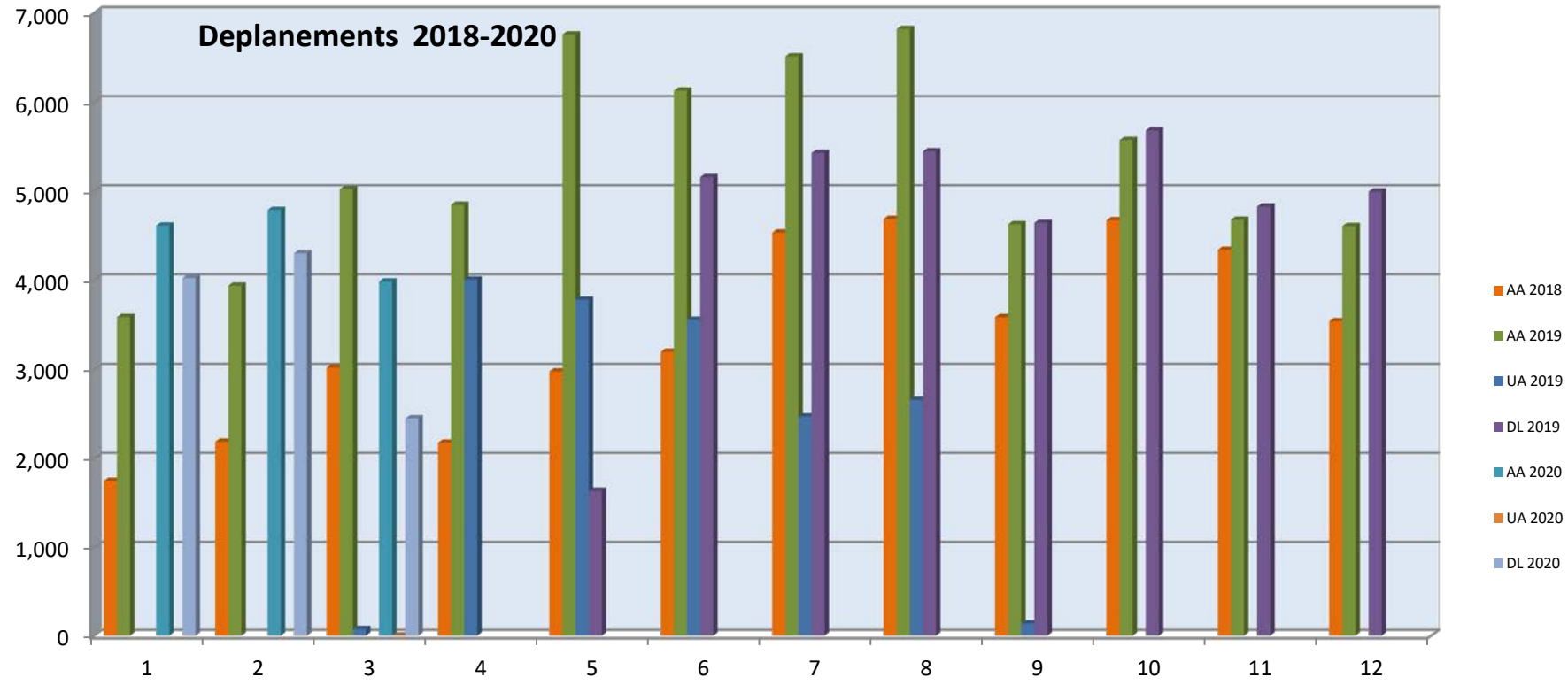
HXD
ENPLANEMENT/DEPLANEMENT
ENPLANEMENTS/DEPLANEMENTS

HILTON HEAD ISLAND PASSENGER ENPLANEMENTS(departures) 2018-2025												
	2018	2019	2019	2019	2020	2020	2020	2021	2022	2023	2024	2025
Airlines	AA	AA	UA	DL	AA	UA	DL					
JAN	1,644	3,906			4,887		4,359					
FEB	1,751	4,063			4,956		4,185					
MAR	2,296	4,805	53		4,389	3	2,753					
APR	2,838	4,846	3,797									
MAY	2,355	6,200	4,033	1,580								
JUN	2,289	5,430	3,691	5,349								
JUL	4,284	6,001	2,683	5,554								
AUG	4,608	6,655	2,804	5,702								
SEP	3,438	4,293	338	4,439								
OCT	4,693	5,392		5,021								
NOV	4,458	4,883		5,032								
DEC	3,454	4,584		4,538								
TOTALS	38,108	61,058	17,399	37,215	14,232	3	11,297	0	0	0	0	0
HILTON HEAD ISLAND PASSENGER DEPLANEMENTS(arrivals) 2018-2025												
	2018	2019	2019	2019	2020	2020	2020	2021	2022	2023	2024	2025
Airlines	AA	AA	UA	DL	AA	UA	DL					
JAN	1,752	3,585			4,613		4,024					
FEB	2,192	3,938			4,788		4,301					
MAR	3,024	5,022	74		3,985	0	2,454					
APR	2,181	4,846	4,006									
MAY	2,981	6,759	3,780	1,641								
JUN	3,202	6,128	3,555	5,157								
JUL	4,534	6,513	2,475	5,428								
AUG	4,687	6,820	2,662	5,446								
SEP	3,584	4,627	138	4,643								
OCT	4,672	5,573		5,681								
NOV	4,340	4,678		4,826								
DEC	3,538	4,607		4,995								
TOTALS	40,687	63,096	16,690	37,817	13,386	0	10,779	0	0	0	0	0
TOTAL PASSENGER ENPLANEMENTS & DEPLANEMENTS 2018-2025												
	2018	2019	2019	2019	2020	2020	2020	2021	2022	2023	2024	2025
Airlines	AA	AA	UA	DL	AA	UA	DL					
JAN	3,396	7,491			9,500		8,383					
FEB	3,943	8,001			9,744		8,486					
MAR	5,320	9,827	127		8,374	3	5,207					
APR	5,019	9,692	7,803									
MAY	5,336	12,959	7,813	3,221								
JUN	5,491	11,558	7,246	10,506								
JUL	8,818	12,514	5,158	10,982								
AUG	9,295	13,475	5,466	11,148								
SEP	7,022	8,920	476	9,082								
OCT	9,365	10,965	0	10,702								
NOV	8,798	9,561	0	9,858								
DEC	6,992	9,191	0	9,533								
TOTALS	78,795	124,154	34,089	75,032	27,618	3	22,076	0	0	0	0	0

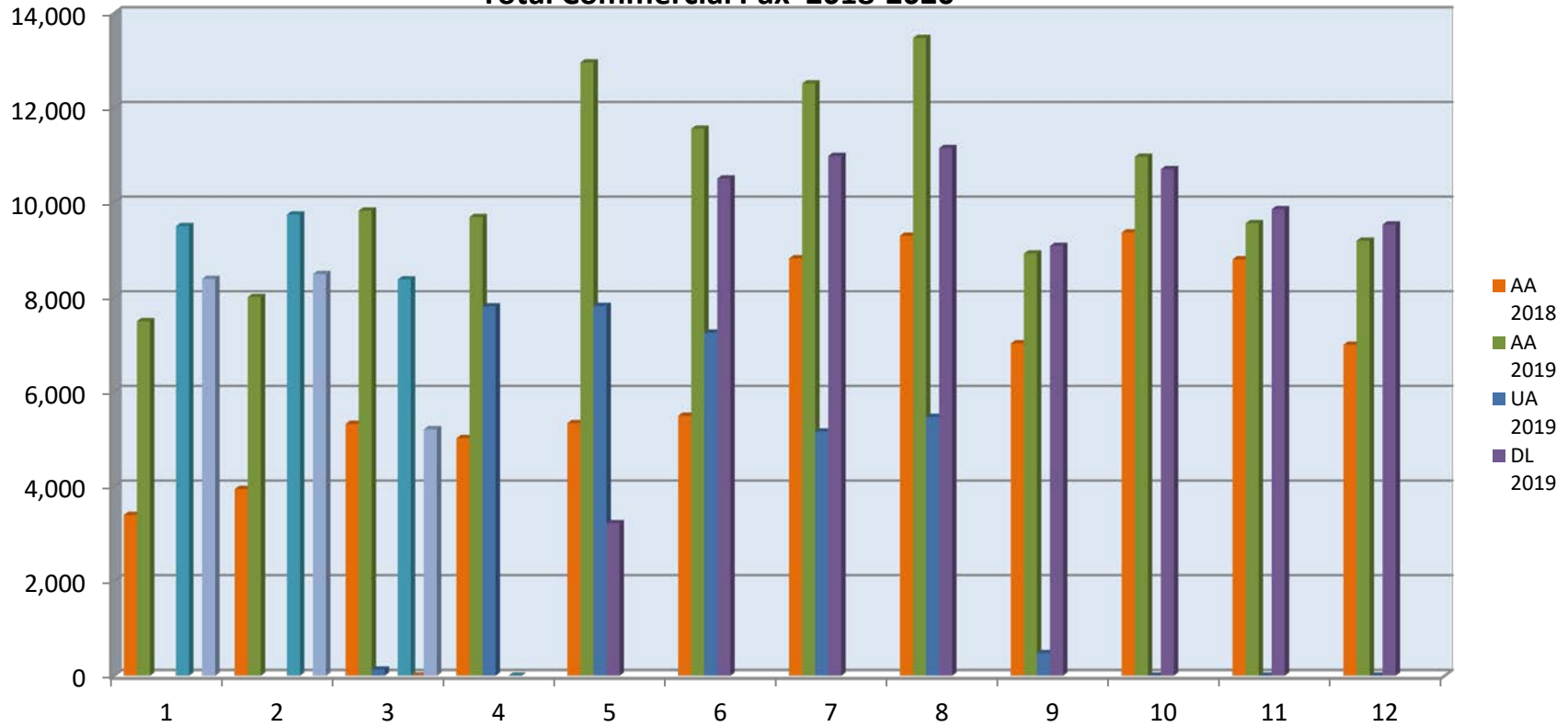
Enplanements 2018-2020



Deplanements 2018-2020



Total Commercial Pax 2018-2020



HXD TOWER REPORT

ITINERANT			LOCAL										YTD Total
TOWER	AIR TAXI	GA	MILITARY	LOCAL GA	LOCAL MIL	VFR	IFR	Total	After Hrs. GA	After Hrs. Comm	Total Ops	Ops	
January	206	1,262	23	240	28	1,069	1,040	2,109	0	0	2,109	2,109	
February	270	1,256	23	152	44	882	1,171	2,053	0	0	2,053	4,162	
March	331	1,335	13	336	49	1,141	1,317	2,458	0	0	2,458	6,620	
April	0	0	0	0	0	0	0	0	0	0	0	6,620	
May	0	0	0	0	0	0	0	0	0	0	0	6,620	
June	0	0	0	0	0	0	0	0	0	0	0	6,620	
July	0	0	0	0	0	0	0	0	0	0	0	6,620	
August	0	0	0	0	0	0	0	0	0	0	0	6,620	
September	0	0	0	0	0	0	0	0	0	0	0	6,620	
October	0	0	0	0	0	0	0	0	0	0	0	6,620	
November	0	0	0	0	0	0	0	0	0	0	0	6,620	
December	0	0	0	0	0	0	0	0	0	0	0	6,620	
TOTALS 2020	807	3,853	59	728	121	3,092	1,040	6,620	0	0	6,620		
ITINERANT			LOCAL										YTD Total
TOWER	AIR TAXI	GA	MILITARY	LOCAL GA	LOCAL MIL	VFR	IFR	Total	After Hrs. GA	After Hrs. Comm	Total Ops	Ops	
January	248	1,265	26	198	32	1,012	923	1,935	29	0	1,964	1,964	
February	202	1,107	39	189	24	806	904	1,710	24	0	1,734	3,698	
March	337	1,780	28	276	74	1,421	1,254	2,675	31	0	2,706	6,404	
April	466	2,028	36	120	74	1,278	1,774	3,052	30	0	3,082	9,486	
May	320	2,206	29	144	48	1,495	1,643	3,138	28	0	3,166	12,652	
June	283	2,020	22	153	50	1,452	1,601	3,053	27	0	3,080	15,732	
July	290	2,229	23	244	6	1,677	1,658	3,335	28	0	3,363	19,095	
August	292	1,841	24	206	54	1,367	1,585	2,952	27	0	2,979	22,074	
September	244	1,572	12	152	56	1,140	1,220	2,360	27	30	2,417	24,491	
October	398	1,741	25	165	68	1,091	1,627	2,718	25	18	2,761	27,252	
November	356	1,644	42	260	28	1,194	1,450	2,644	28	0	2,672	29,924	
December	263	1,291	25	158	16	720	1,200	2,094	30	0	2,124	32,048	
TOTALS 2019	3,699	20,724	331	2,265	530	14,653	16,839	31,666	334	48	32,048		
ITINERANT			LOCAL										YTD Total
TOWER	AIR TAXI	GA	MILITARY	LOCAL GA	LOCAL MIL	VFR	IFR	Total	After Hrs. GA	After Hrs. Comm	Total Ops	Ops	
January	321	1,041	19	132	21	765	769	1,534	65	3	1,534	1,534	
February	368	1,312	28	202	20	683	1,247	1,930	83	0	1,930	3,464	
March	465	1,819	21	148	22	1,027	1,448	2,475	96	0	2,475	5,939	
April	584	2,207	11	138	22	1,578	1,384	2,962	0	0	2,962	8,901	
May	434	1,734	16	96	26	1,091	1,215	2,306	0	0	2,306	11,207	
June	411	2,030	13	180	12	1,385	1,261	2,646	0	2	2,646	13,853	
July	364	2,147	14	132	28	1,513	1,324	2,837	0	0	2,837	16,690	
August	302	1,921	22	150	52	1,466	1,161	2,627	0	0	2,657	19,347	
September	224	1,370	20	110	22	917	979	1,896	0	0	1,921	21,268	
October	341	1,819	21	175	70	1,228	1,379	2,607	0	0	2,636	23,904	
November	288	1,201	17	90	20	855	1,233	2,088	0	0	2,116	26,020	
December	201	1,129	9	100	10	716	896	1,612	0	0	1,638	27,658	
TOTALS 2018	4,303	19,730	211	1,653	325	13,224	14,296	27,520	244	5	27,659		

Total Operations 2018-2020

