



AGENDA
AIRPORTS BOARD
Thursday, January 16, 2020
1:30 p.m.

Town of Hilton Head, Council Chambers

1. CALL TO ORDER
2. PLEDGE OF ALLEGIANCE
3. ADOPTION OF AGENDA
4. NOVEMBER MINUTES
5. PUBLIC COMMENT - Limited to Three Minutes Each Person
6. DIRECTOR'S REPORT - Jon Rembold
7. UNFINISHED BUSINESS
8. NEW BUSINESS - Jon Rembold
 - ❖ Airport Capital Improvements Projects List
9. COMMITTEE REPORTS – Chairman
10. PUBLIC COMMENT - Limited to Three Minutes Each Person
11. FUTURE MEETINGS
12. Airports Board: The next meeting will be held on Thursday, February 20, 2020, 1:30pm at the Beaufort County Government Building, County Council Chambers. For more information, please click here:

www.beaufortcountysc.gov/events/2020/02/Airport%20Board-20-02-20.html

ADJOURNMENT



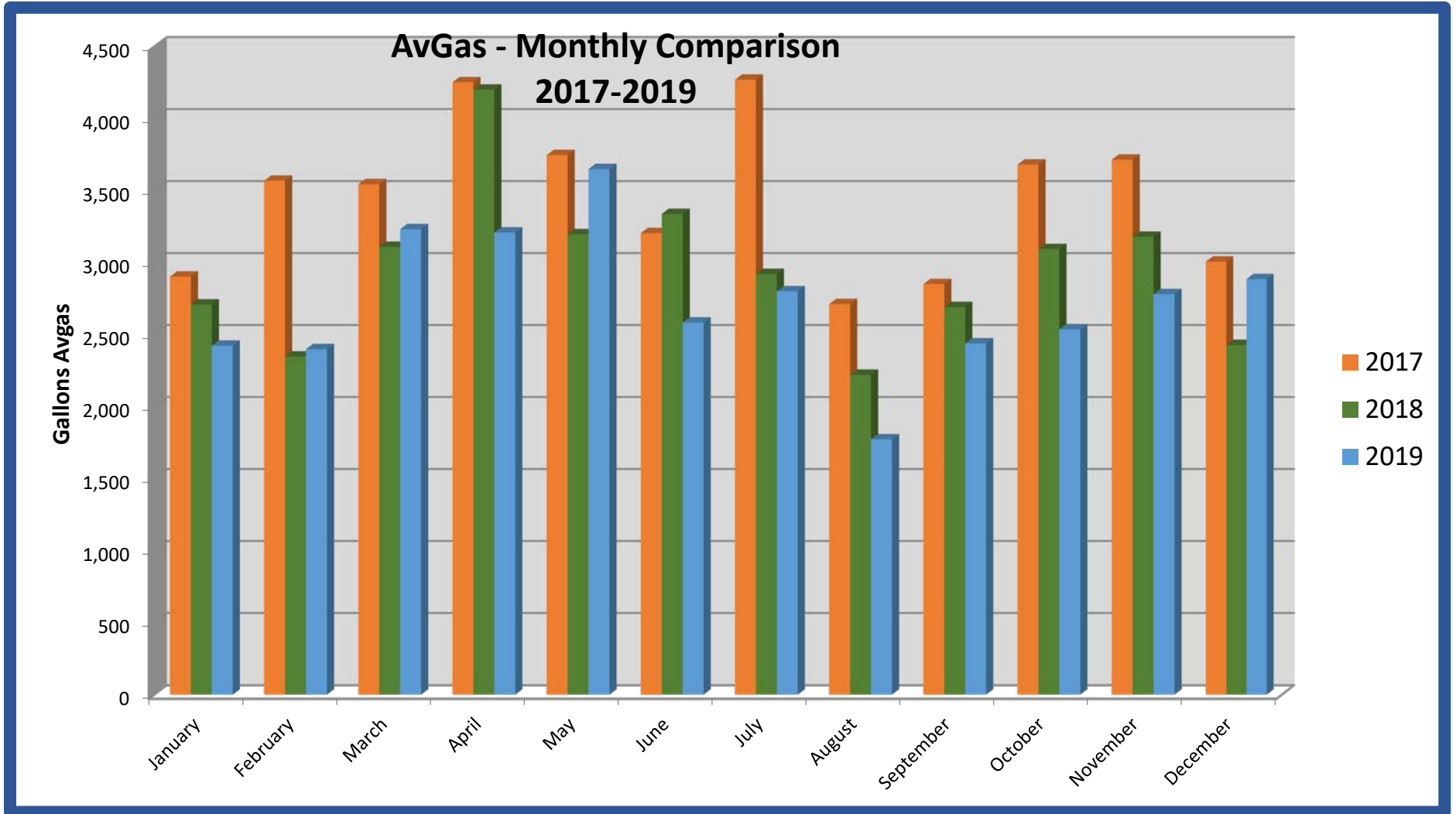
ARW FUEL

ARW FUEL OPS

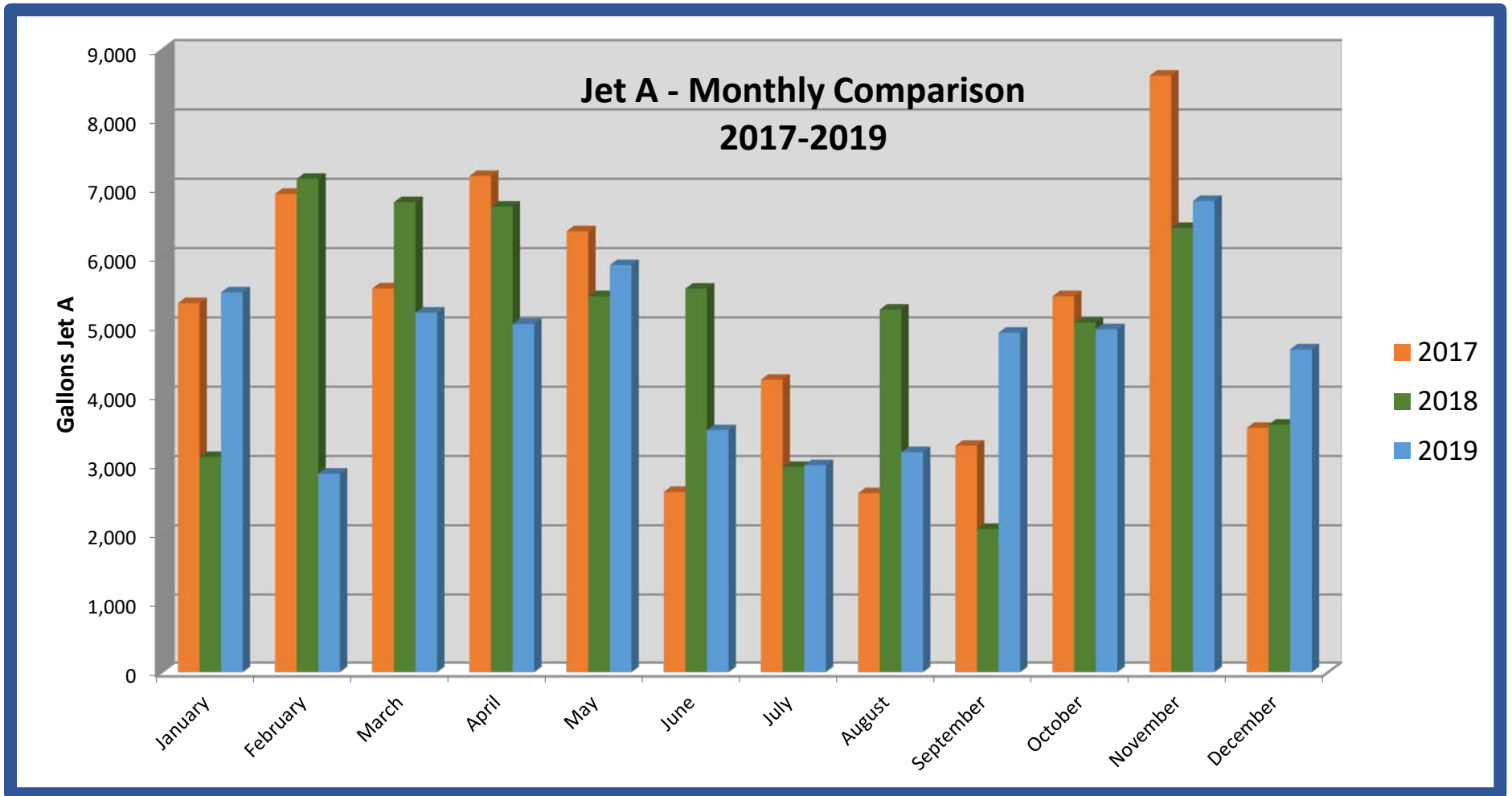
	Avgas	Jet A	Total Flow	Total Flight Ops		Avgas	Jet A	Total Flow	Total Flight Ops		Avgas	Jet A	Total Flow	Total Flight Ops
2019					2018					2017				
January	2,422	5,502	7,924	**	January	2,708	3,126	5,834	** Unk	January	2,902	5,347	8,249	1,744
February	2,398	2,886	5,284	1,290	February	2,346	7,141	9,487	1,428	February	3,568	6,924	10,492	2,110
March	3,231	5,210	8,441	1,739	March	3,108	6,803	9,911	2,031	March	3,544	5,559	9,103	2,023
April	3,208	5,046	8,254	1,833	April	4,201	6,739	10,940	2,240	April	4,252	7,181	11,433	2,285
May	3,649	5,896	9,545	**	May	3,196	5,447	8,643	1,852	May	3,746	6,384	10,130	2,105
June	2,583	3,514	6,097	**	June	3,337	5,556	8,893	1,910	June	3,204	2,623	5,827	1,253
July	2,800	3,008	5,808	**	July	2,920	2,983	5,903	1,105	July	4,270	4,241	8,511	1,729
August	1,772	3,197	4,969	**	August	2,220	5,254	7,474	1,622	August	2,711	2,605	5,316	1,202
September	2,438	4,920	7,358	1,410	September	2,690	2,089	4,779	989	September	2,850	3,289	6,139	** Unk
October	2,536	4,970	7,506	1,190	October	3,093	5,065	8,158	1,866	October	3,680	5,447	9,127	** Unk
November	2,780	6,821	9,601	1,702	November	3,178	6,431	9,609	** Unk	November	3,714	8,630	12,344	** Unk
December	2,884	4,679	7,563	1,345	December	2,427	3,593	6,020	** Unk	December	3,006	3,547	6,553	** Unk
2019 Total	32,701	55,649	88,350	10,509	2018 Total	35,424	60,227	95,651	15,043	2017 Total	41,447	61,777	103,224	14,451

(NOTE: ** Unknown. Counters are inoperable)

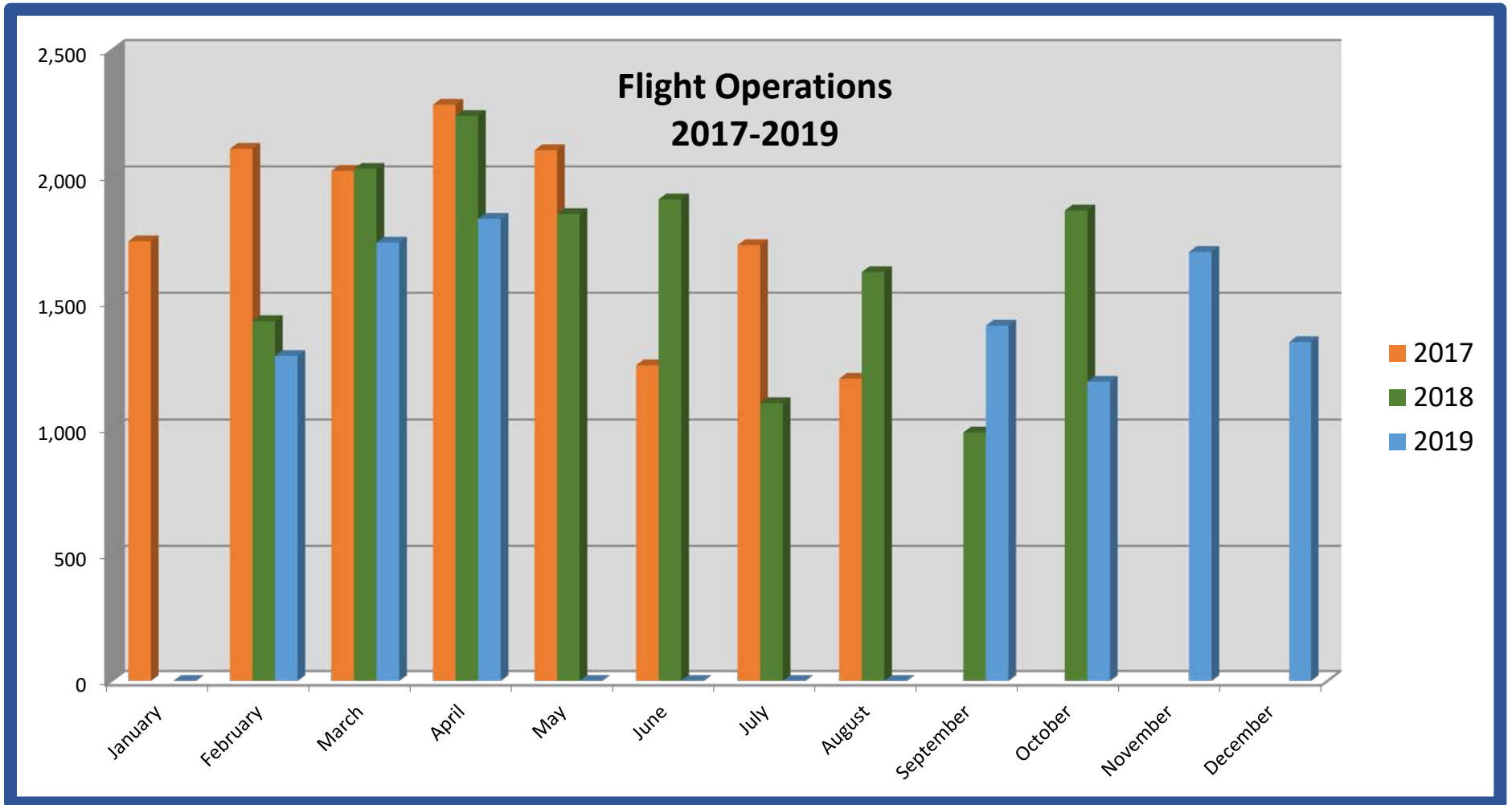
ARW FUEL



ARW FUEL



ARW FUEL

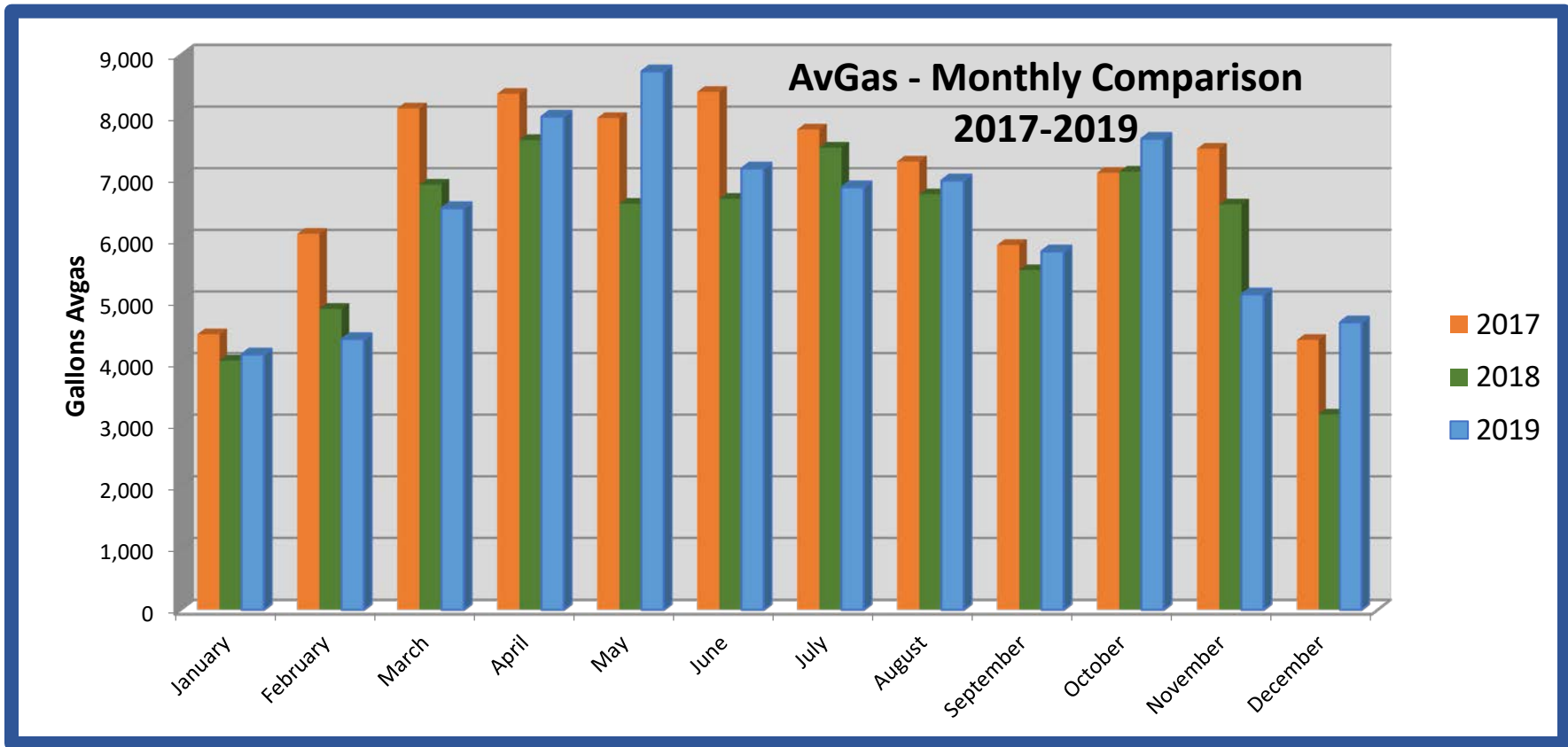


HXD FUEL

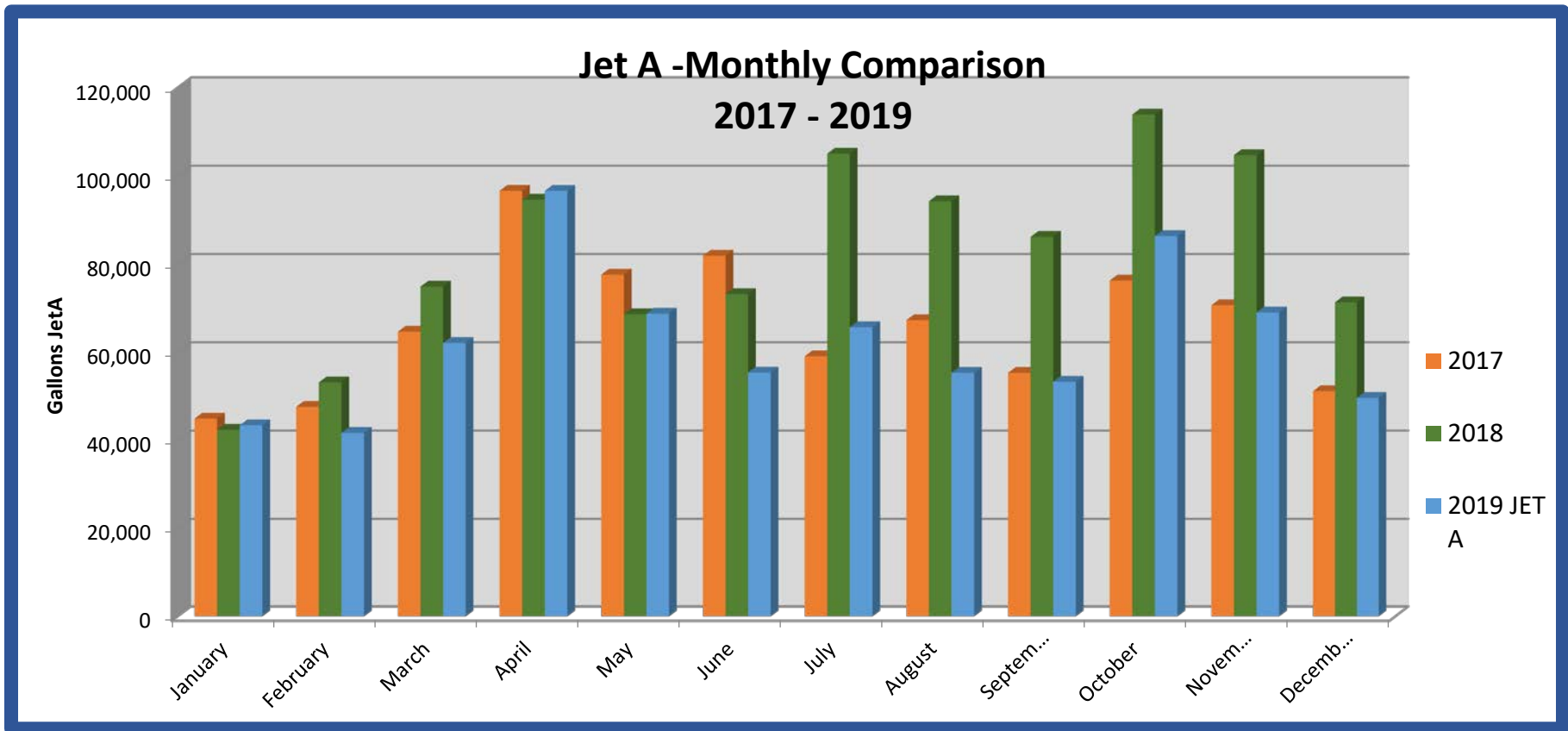
HXD FUEL OPS

	Avgas	Jet A	Comm	Total Flow		Avgas	Jet A	Total Flow			Avgas	Jet A	Total Flow	
2019					2018					2017				
January	4,139	43,517	44,853	92,509	January	4,041	42,497	46,538		January	4,467	45,026	49,493	
February	4,390	41,791	37,115	83,296	February	4,880	53,227	58,107		February	6,099	47,695	53,794	
March	6,514	62,174	44,195	112,883	March	6,896	74,934	81,830		March	8,133	64,731	72,864	
April	8,001	96,630	103,484	208,115	April	7,621	94,628	102,249		April	8,371	96,634	105,005	
May	8,735	68,810	126,833	204,378	May	6,585	68,675	75,260		May	7,977	77,640	85,617	
June	7,158	55,445	168,865	231,468	June	6,666	73,235	79,901		June	8,402	81,923	90,325	
July	6,854	65,725	163,729	236,308	July	7,496	105,053	112,549		July	7,791	59,155	66,946	
August	6,964	55,397	168,904	231,265	August	6,739	94,267	101,006		August	7,271	67,324	74,595	
September	5,813	53,371	80,361	139,545	September	5,508	86,201	91,709		September	5,917	55,400	61,317	
October	7,641	86,380	110,753	204,774	October	7,107	113,912	121,019		October	7,089	76,303	83,392	
November	5,115	69,069	92,516	166,700	November	6,575	104,722	111,297		November	7,480	70,708	78,188	
December	4,660	49,715	97,600	151,975	December	3,165	71,363	74,528		December	4,376	51,252	55,628	
2019 Total	75,984	748,024	1,239,208	2,063,216	2018 Total	73,279	982,714	1,055,993		2017 Total	83,373	793,791	877,164	

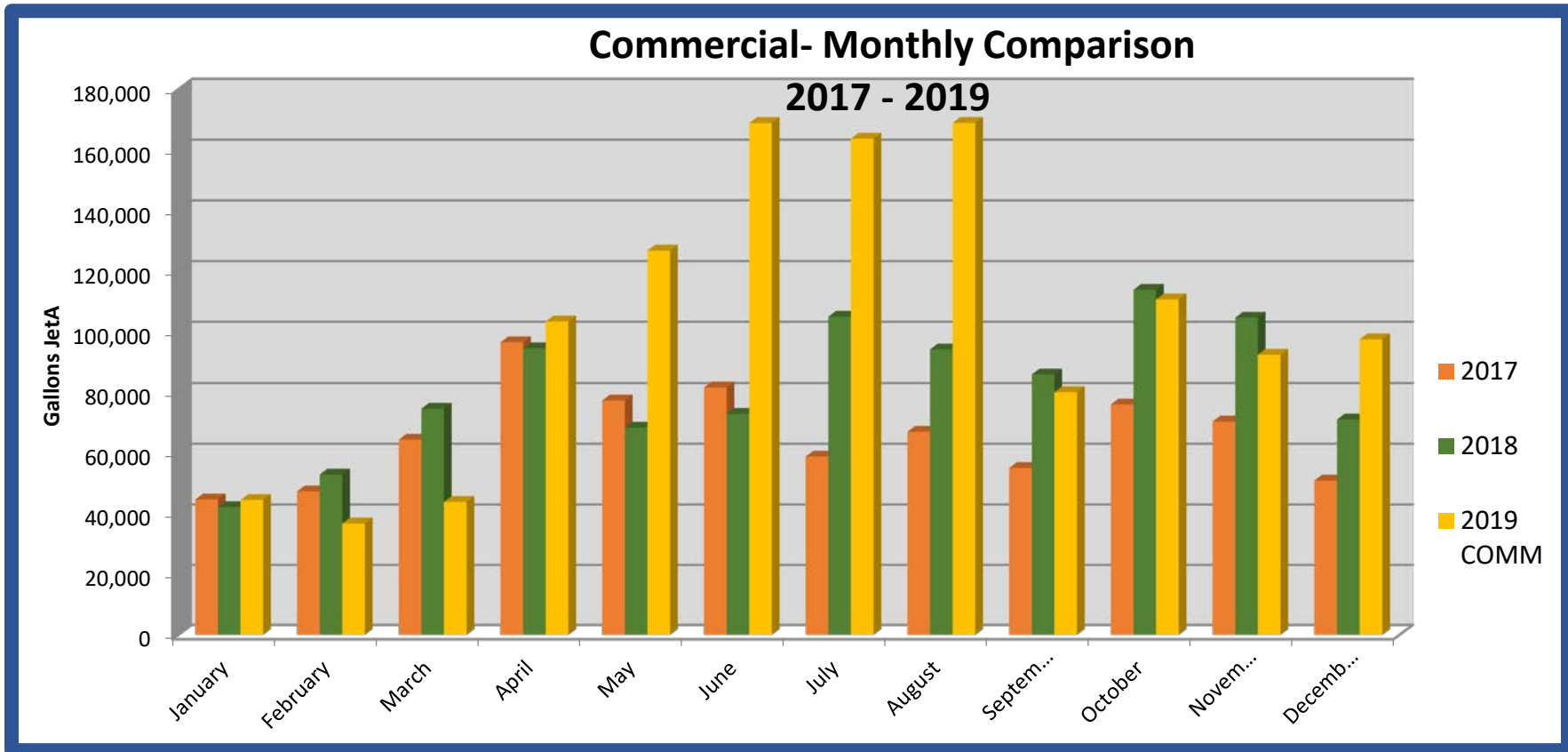
HXD FUEL



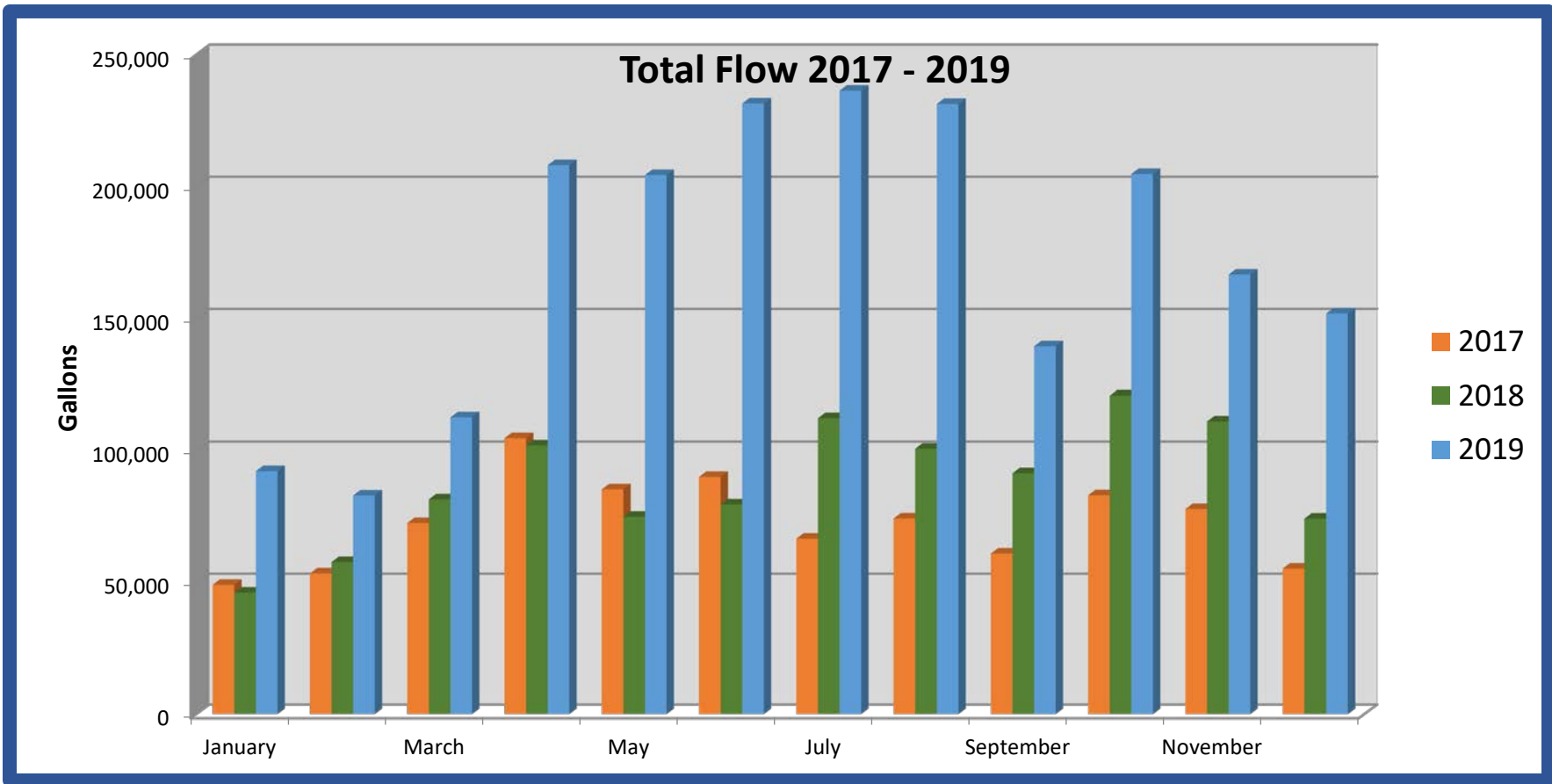
HXD FUEL



HXD FUEL



HXD FUEL



HXD ENPLANEMENT/DEPLANEMENT

HILTON HEAD ISLAND PASSENGER ENPLANEMENTS(departures) 2014-2025

	2014 AA	2015 AA	2016 AA	2017 AA	2018 AA	2019 AA	2019 UA	2019 DL	2021	2022	2023	2024	2025
JAN	2,725	2,896	2,032	2,197	1,644	3906							
FEB	2,182	2,418	2,011	2,447	1,751	4,063							
MAR	4,782	3,318	3,099	2,636	2,296	4,805	53						
APR	5,301	3,664	2,941	2,948	2,838	4,846	3,797						
MAY	5,907	4,169	3,196	3,013	2,355	6,200	4,033	1,580					
JUN	5,337	3,696	2,749	2,774	2,289	5,430	3,691	5,349					
JUL	5,712	3,731	2,722	1,961	4,284	6,001	2,683	5,554					
AUG	5,507	3,574	2,822	1,935	4,608	6,655	2,804	5,702					
SEP	4,547	3,041	2,788	1,533	3,438	4,293	338	4,439					
OCT	5,395	3,267	1,814	2,090	4,693	5,392		5,021					
NOV	4,056	2,691	2,348	1,879	4,458	4,883		5,032					
DEC	3,224	1,733	2,398	1,919	3,454	4,584		4,538					
TOTALS	54,675	38,198	30,920	27,332	38,108	61,058	17,399	37,215	0	0	0	0	0

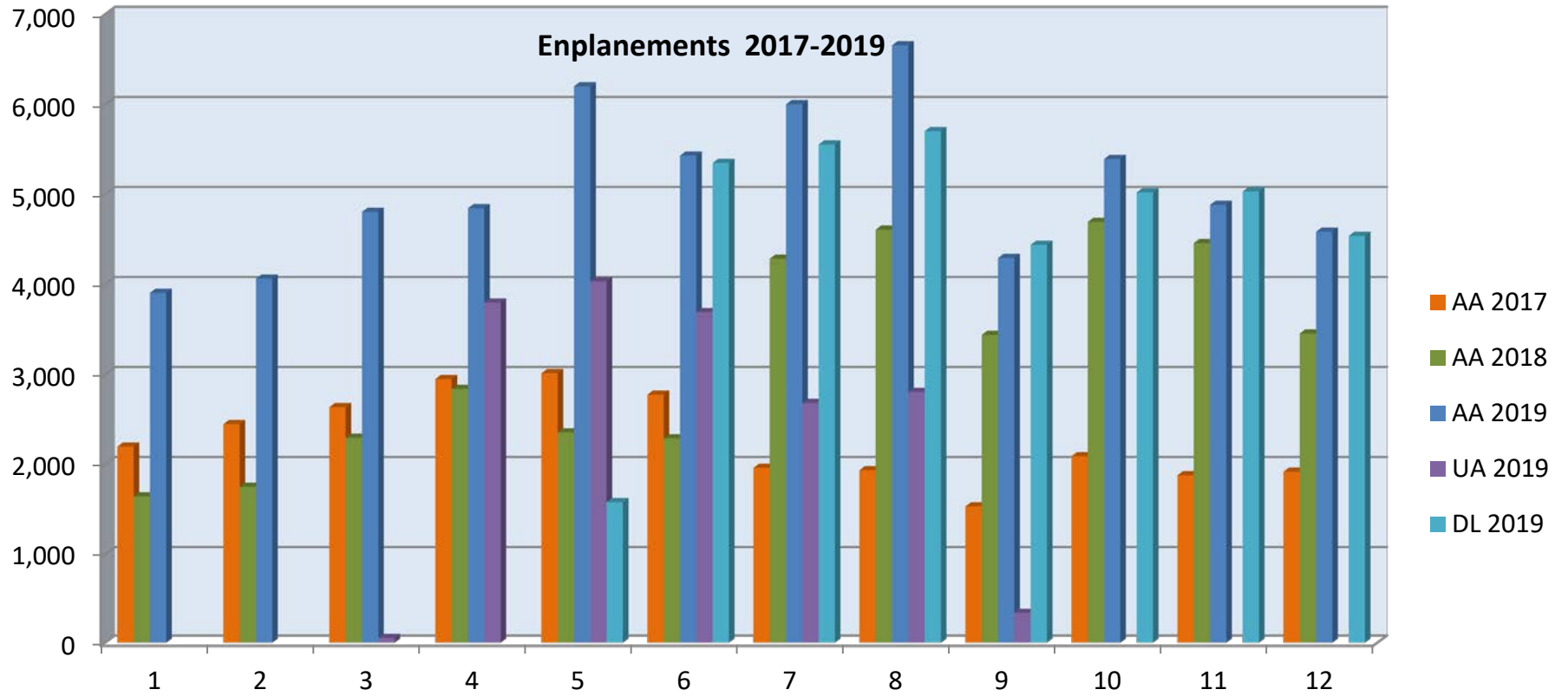
HILTON HEAD ISLAND PASSENGER DEPLANEMENTS(arrivals) 2014-2025

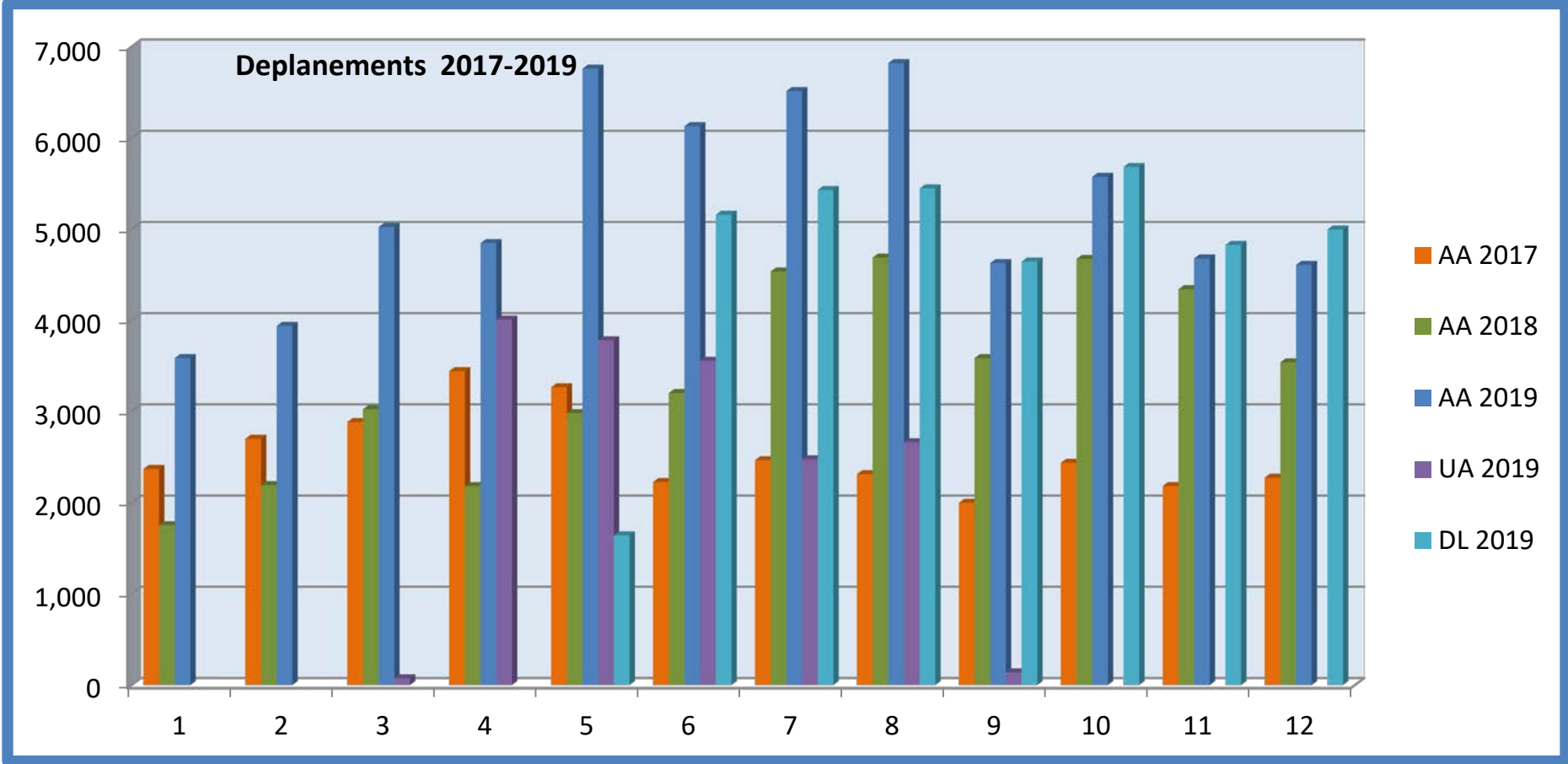
	2014 AA	2015 AA	2016 AA	2017 AA	2018 AA	2019 AA	2019 UA	2019 DL	2021	2022	2023	2024	2025
JAN	2,523	2,643	1,909	2,369	1,752	3,585							
FEB	2,382	2,637	2,094	2,700	2,192	3,938							
MAR	5,510	3,630	3,515	2,883	3,024	5,022	74						
APR	5,477	3,830	3,100	3,442	2,181	4,846	4,006						
MAY	6,131	4,396	3,467	3,265	2,981	6,759	3,780	1,641					
JUN	5,887	4,033	3,098	2,226	3,202	6,128	3,555	5,157					
JUL	6,070	4,159	3,421	2,465	4,534	6,513	2,475	5,428					
AUG	5,865	3,677	3,257	2,312	4,687	6,820	2,662	5,446					
SEP	4,448	3,424	3,092	1,998	3,584	4,627	138	4,643					
OCT	5,472	3,405	1,969	2,437	4,672	5,573		5,681					
NOV	3,878	2,745	2,385	2,182	4,340	4,678		4,826					
DEC	3,272	1,709	2,444	2,274	3,538	4,607		4,995					
TOTALS	56,915	40,288	33,751	30,553	40,687	63,096	16,690	37,817	0	0	0	0	0

TOTAL PASSENGER ENPLANEMENTS & DEPLANEMENTS 2014-2025

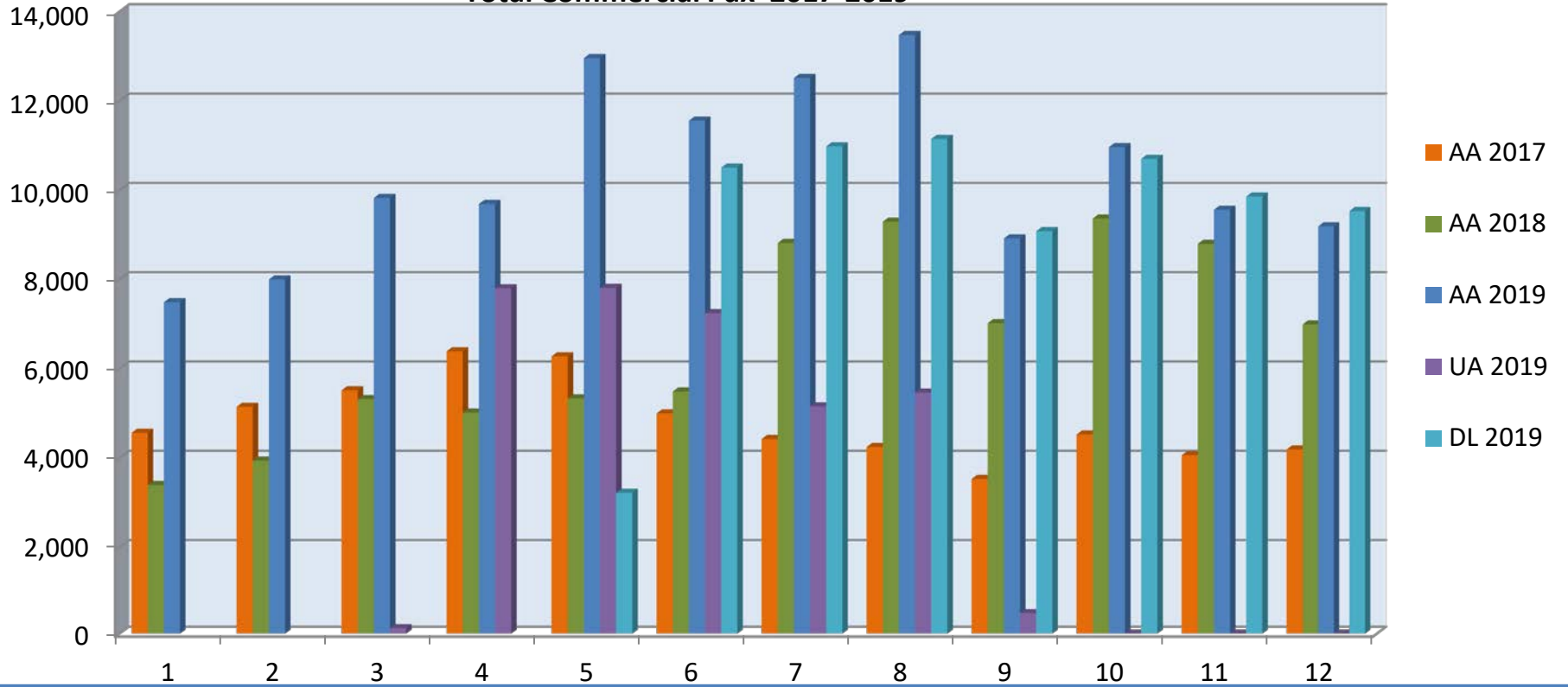
	2014 AA	2015 AA	2,016 AA	2017 AA	2018 AA	2019 AA	2019 UA	2019 DL	2021	2022	2023	2024	2025
JAN	5,248	5,539	3,941	4,566	3,396	7,491							
FEB	4,564	5,055	4,105	5,147	3,943	8,001							
MAR	10,292	6,948	6,614	5,519	5,320	9,827	127						
APR	10,778	7,494	6,041	6,390	5,019	9,692	7,803						
MAY	12,038	8,565	6,663	6,278	5,336	12,959	7,813	3,221					
JUN	11,224	7,729	5,847	5,000	5,491	11,558	7,246	10,506					
JUL	11,782	7,890	6,143	4,426	8,818	12,514	5,158	10,982					
AUG	11,372	7,251	6,079	4,247	9,295	13,475	5,466	11,148					
SEP	8,995	6,465	5,880	3,531	7,022	8,920	476	9,082					
OCT	10,867	6,672	3,783	4,527	9,365	10,965		10,702					
NOV	7,934	5,436	4,733	4,061	8,798	9,561		9,858					
DEC	6,496	3,442	4,842	4,193	6,992	9,191		9,533					
TOTALS	111,590	78,486	64,671	57,885	78,795	124,154	34,089	75,032	0	0	0	0	0

Enplanements 2017-2019





Total Commercial Pax 2017-2019



HXD TOWER REPORT

ITINERANT			LOCAL									YTD Total
TOWER	AIR TAXI	GA	MILITARY	LOCAL GA	LOCAL MIL	VFR	IFR	Total	After Hrs. GA	After Hrs. Comm	Total Ops	Ops
January	248	1,265	26	198	32	1,012	923	1,935	29	0	1,964	1,964
February	202	1,107	39	189	24	806	904	1,710	24	0	1,734	3,698
March	337	1,780	28	276	74	1,421	1,254	2,675	31	0	2,706	6,404
April	466	2,028	36	120	74	1,278	1,774	3,052	30	0	3,082	9,486
May	320	2,206	29	144	48	1,495	1,643	3,138	28	0	3,166	12,652
June	283	2,020	22	153	50	1,452	1,601	3,053	27	0	3,080	15,732
July	290	2,229	23	244	6	1,677	1,658	3,335	28	0	3,363	19,095
August	292	1,841	24	206	54	1,367	1,585	2,952	27	0	2,979	22,074
September	244	1,572	12	152	56	1,140	1,220	2,360	27	30	2,417	24,491
October	398	1,741	25	165	68	1,091	1,627	2,718	25	18	2,761	27,252
November	356	1,644	42	260	28	1,194	1,450	2,644	28	0	2,672	29,924
December	263	1,291	25	158	16	720	1,200	2,094	30	0	0	32,048
TOTALS 2019	3,699	20,724	331	2,265	530	14,653	16,839	31,666	334	48	32,048	
ITINERANT			LOCAL									YTD Total
TOWER	AIR TAXI	GA	MILITARY	LOCAL GA	LOCAL MIL	VFR	IFR	Total	After Hrs. GA	After Hrs. Comm	Total Ops	Ops
January	321	1,041	19	132	21	765	769	1,534	0	0	1,534	1,534
February	368	1,312	28	202	20	683	1,247	1,930	0	0	1,930	3,464
March	465	1,819	21	148	22	1,027	1,448	2,475	0	0	2,475	5,939
April	584	2,207	11	138	22	1,578	1,384	2,962	0	0	2,962	8,901
May	434	1,734	16	96	26	1,091	1,215	2,306	0	0	2,306	11,207
June	411	2,030	13	180	12	1,385	1,261	2,646	0	0	2,646	13,853
July	364	2,147	14	132	28	1,513	1,324	2,837	0	0	2,837	16,690
August	302	1,921	22	150	52	1,466	1,161	2,627	0	30	2,657	19,347
September	224	1,370	20	110	22	917	979	1,896	0	25	1,921	21,268
October	341	1,819	21	175	70	1,228	1,379	2,607	0	29	2,636	23,904
November	288	1,201	17	90	20	855	1,233	2,088	0	28	2,116	26,020
December	201	1,129	9	100	10	716	896	1,612	0	26	1,638	27,658
TOTALS 2018	4,303	19,730	211	1,653	325	13,224	14,296	27,520	0	138	27,658	
ITINERANT			LOCAL									YTD Total
TOWER	AIR TAXI	GA	MILITARY	LOCAL GA	LOCAL MIL	VFR	IFR	Total	After Hrs. GA	After Hrs. Comm	Total Ops	Ops
January	308	1,154	18	200	92	984	788	1,772	65	3	1,840	1,840
February	367	1,666	42	256	72	1,358	1,045	2,403	83	0	2,486	4,326
March	448	1,902	24	312	22	1,206	1,503	2,709	96	0	2,805	7,131
April	636	2,163	20	172	20	1,372	1,638	3,010	0	0	3,010	10,141
May	548	2,073	28	334	8	1,590	1,401	2,991	0	0	2,991	13,132
June	525	2,190	40	194	34	1,316	1,667	2,983	0	2	2,985	16,117
July	463	2,360	17	204	30	1,853	1,221	3,074	0	0	3,074	19,191
August	412	2,075	9	254	18	1,329	1,456	2,785	0	0	2,785	21,976
September	383	1,500	18	146	4	1,003	1,048	2,051	0	0	2,051	24,027
October	453	1,753	30	75	30	988	1,352	2,340	0	0	2,340	26,367
November	436	1,741	39	100	6	1,138	1,184	2,322	0	0	2,322	28,689
December	346	1,260	32	231	26	1,013	882	1,895	0	0	1,895	30,584
TOTALS 2017	5,325	21,837	317	2,478	362	15,150	15,185	30,335	244	5	30,584	

Total Operations 2017-2019

