



AGENDA  
AIRPORTS BOARD  
Thursday, August 15, 2019  
1:30 p.m.

**Town of Hilton Head, Council Chambers**

1. CALL TO ORDER
2. PLEDGE OF ALLEGIANCE
3. ADOPTION OF AGENDA
4. JULY MINUTES
5. PUBLIC COMMENT - Limited to Three Minutes Each Person
6. DIRECTOR'S REPORT - Jon Rembold
  - ❖ Welcome Experience - Coligny Plaza
  - ❖ Reports from Council Committee Meetings
  - ❖ Aviation Week Event – Leslie Adlam Flory
7. UNFINISHED BUSINESS - Chairman
8. NEW BUSINESS - Chairman
  - ❖ 2020 ATAX Application **VOTE**
  - ❖ **RFP – Hired Security**
  - ❖ Volaire Aviation Consultants Contract Continuation
9. COMMITTEE REPORTS – Chairman
10. PUBLIC COMMENT - Limited to Three Minutes Each Person
11. FUTURE MEETINGS  
Airports Board: The next meeting will be held on Thursday, September 19, 2019, 1:30 pm at the Town of Hilton Head, Council Chambers.

**ADJOURNMENT**



# ARW FUEL

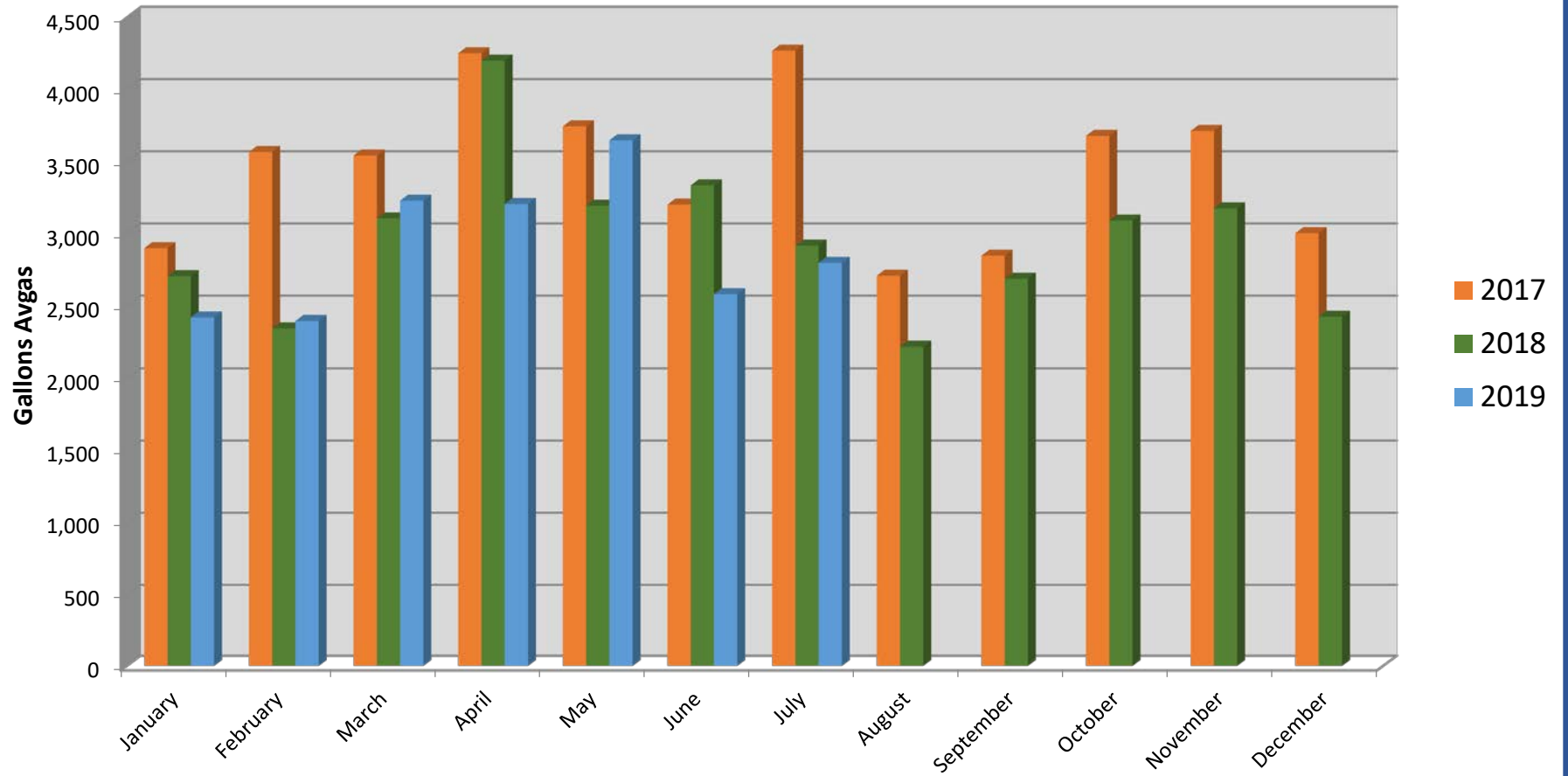
## ARW FUEL OPS

	Avgas	Jet A	Total Flow	Total Flight Ops		Avgas	Jet A	Total Flow	Total Flight Ops		Avgas	Jet A	Total Flow	Total Flight Ops
<b>2019</b>					<b>2018</b>					<b>2017</b>				
<b>January</b>	2,422	5,502	7,924	**	<b>January</b>	2,708	3,126	5,834	** Unk	<b>January</b>	2,902	5,347	8,249	1,744
<b>February</b>	2,398	2,886	5,284	1,290	<b>February</b>	2,346	7,141	9,487	1,428	<b>February</b>	3,568	6,924	10,492	2,110
<b>March</b>	3,231	5,210	8,441	1,739	<b>March</b>	3,108	6,803	9,911	2,031	<b>March</b>	3,544	5,559	9,103	2,023
<b>April</b>	3,208	5,046	8,254	1,833	<b>April</b>	4,201	6,739	10,940	2,240	<b>April</b>	4,252	7,181	11,433	2,285
<b>May</b>	3,649	5,896	9,545	**	<b>May</b>	3,196	5,447	8,643	1,852	<b>May</b>	3,746	6,384	10,130	2,105
<b>June</b>	2,583	3,514	6,097	**	<b>June</b>	3,337	5,556	8,893	1,910	<b>June</b>	3,204	2,623	5,827	1,253
<b>July</b>	2,800	3,008	5,808	**	<b>July</b>	2,920	2,983	5,903	1,105	<b>July</b>	4,270	4,241	8,511	1,729
<b>August</b>					<b>August</b>	2,220	5,254	7,474	1,622	<b>August</b>	2,711	2,605	5,316	1,202
<b>September</b>					<b>September</b>	2,690	2,089	4,779	989	<b>September</b>	2,850	3,289	6,139	** Unk
<b>October</b>					<b>October</b>	3,093	5,065	8,158	1,866	<b>October</b>	3,680	5,447	9,127	** Unk
<b>November</b>					<b>November</b>	3,178	6,431	9,609	** Unk	<b>November</b>	3,714	8,630	12,344	** Unk
<b>December</b>					<b>December</b>	2,427	3,593	6,020	** Unk	<b>December</b>	3,006	3,547	6,553	** Unk
<b>2019 Total</b>	<b>20,291</b>	<b>31,062</b>	<b>51,353</b>	<b>4,862</b>	<b>2018 Total</b>	<b>35,424</b>	<b>60,227</b>	<b>95,651</b>	<b>15,043</b>	<b>2017 Total</b>	<b>41,447</b>	<b>61,777</b>	<b>103,224</b>	<b>14,451</b>

(NOTE: \*\* Unknown. Counters are inoperable)

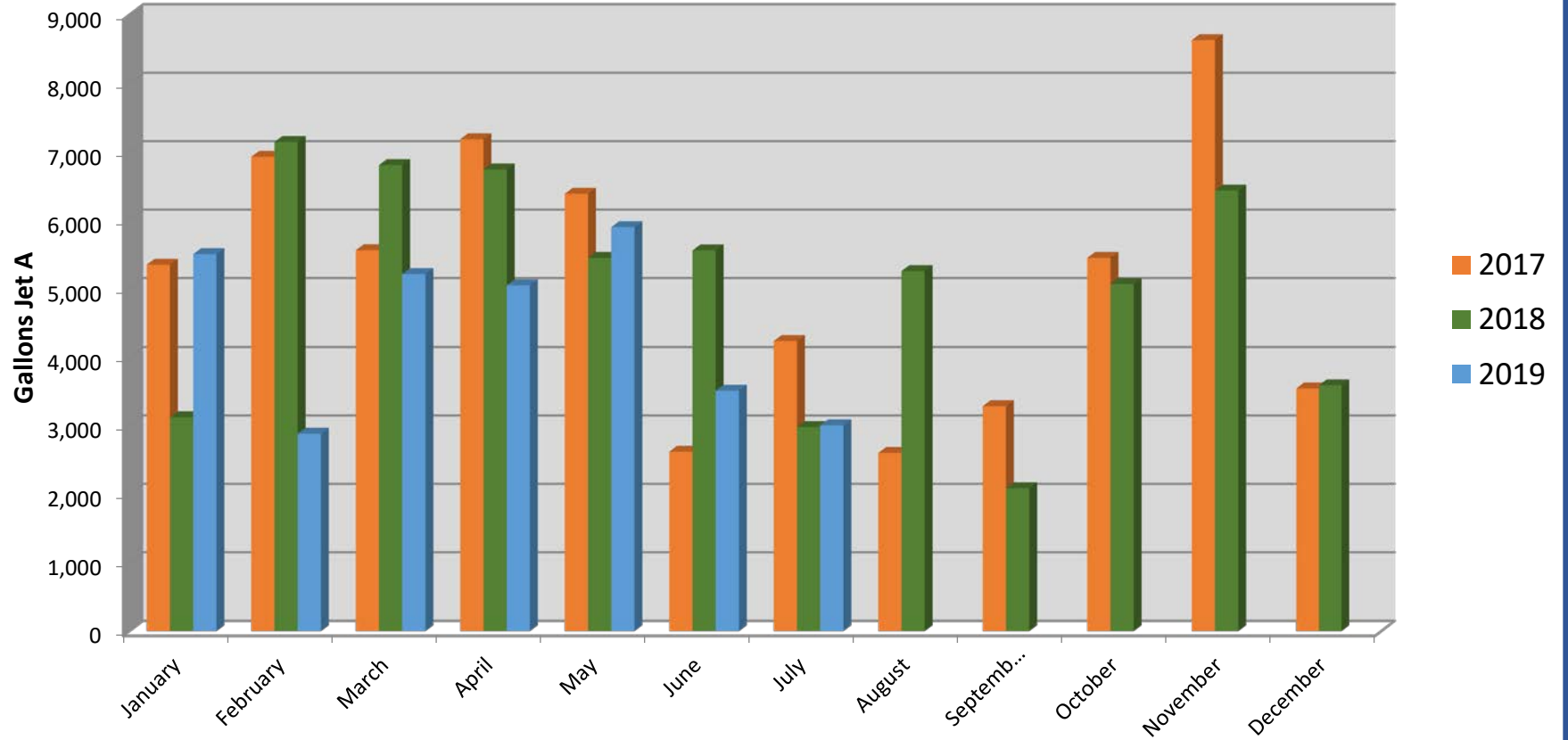
# ARW FUEL

## AvGas - Monthly Comparison 2017-2019

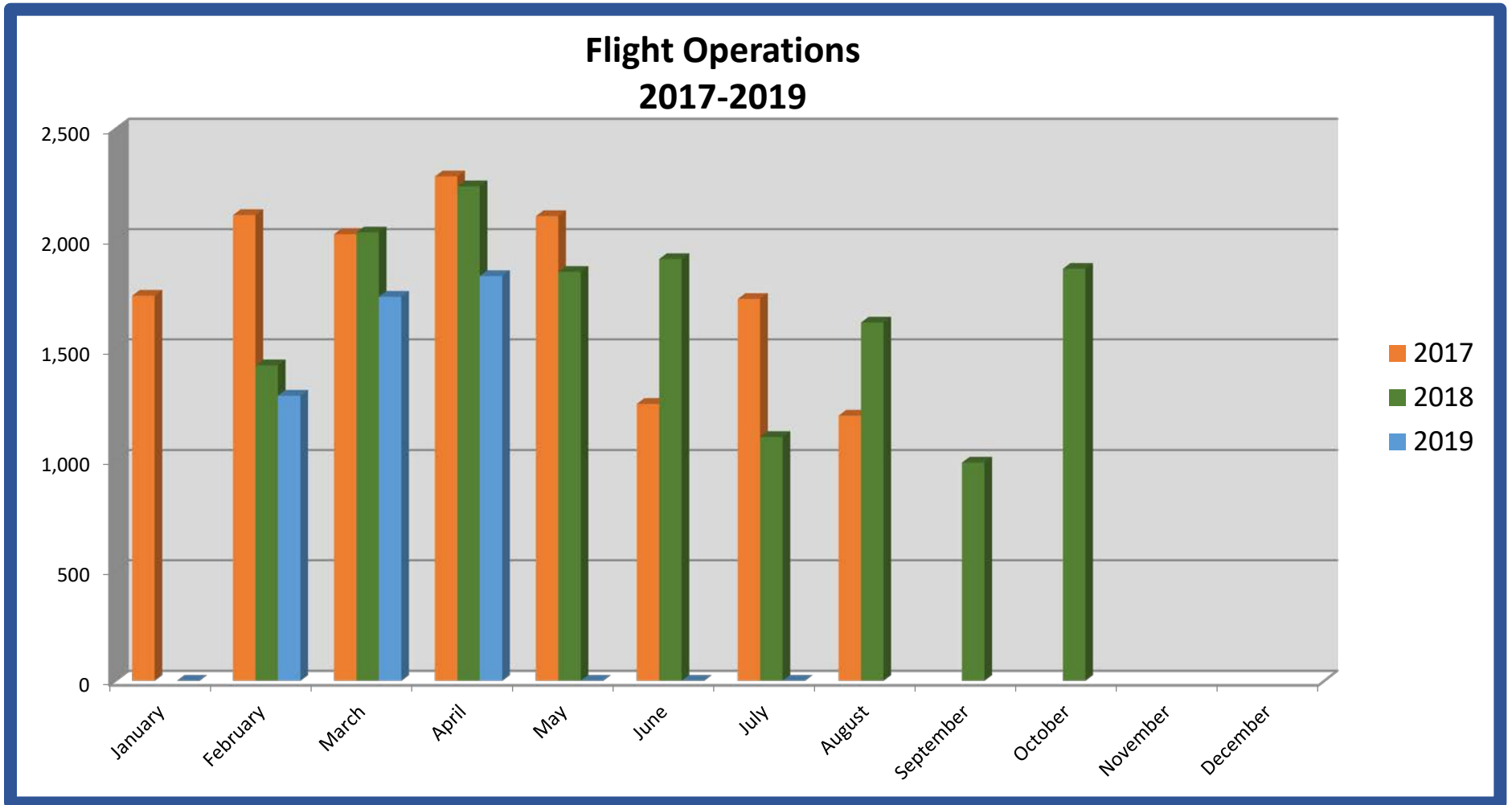


# ARW FUEL

## Jet A - Monthly Comparison 2017-2019

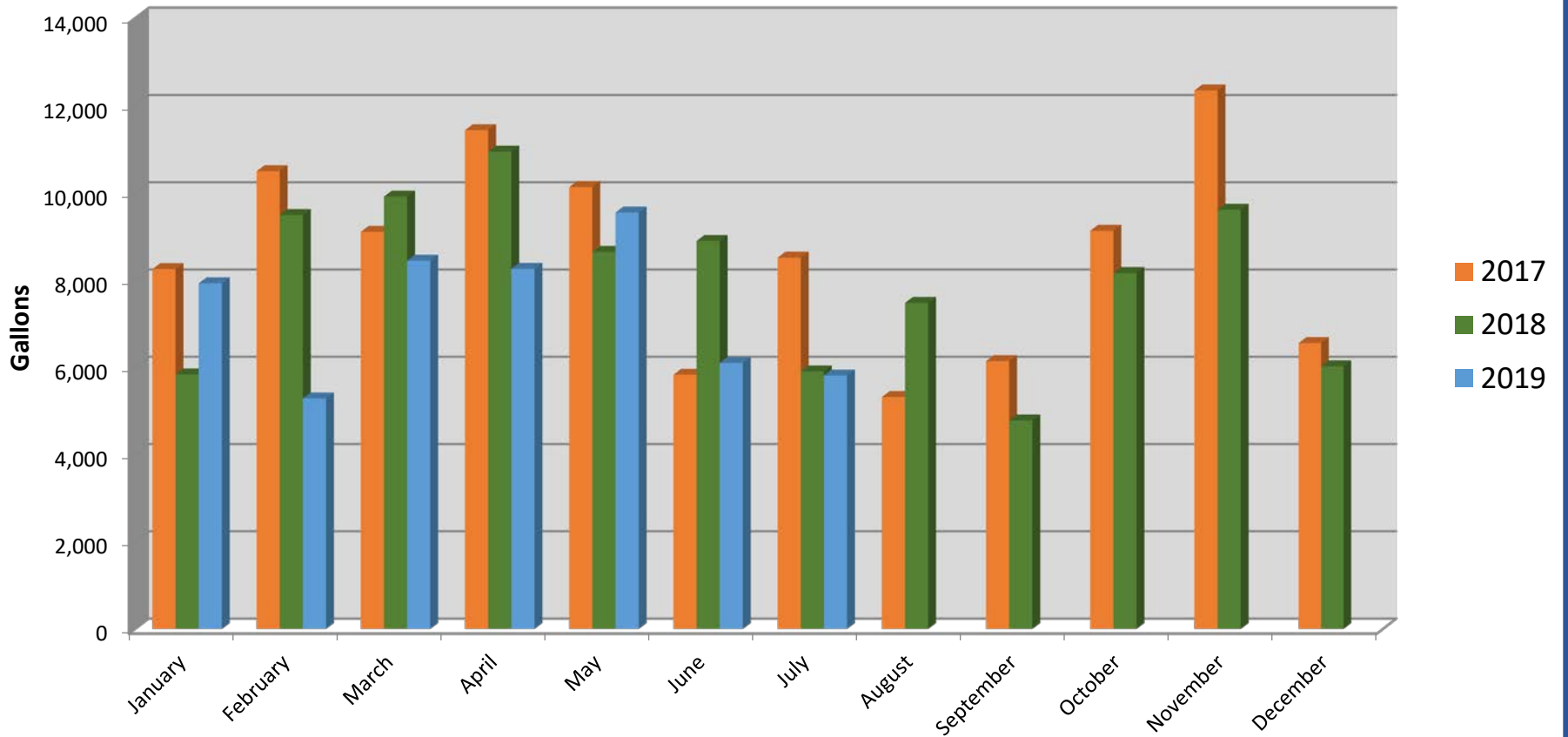


# ARW FUEL



# ARW FUEL

## Total Fuel Flow 2017-2019



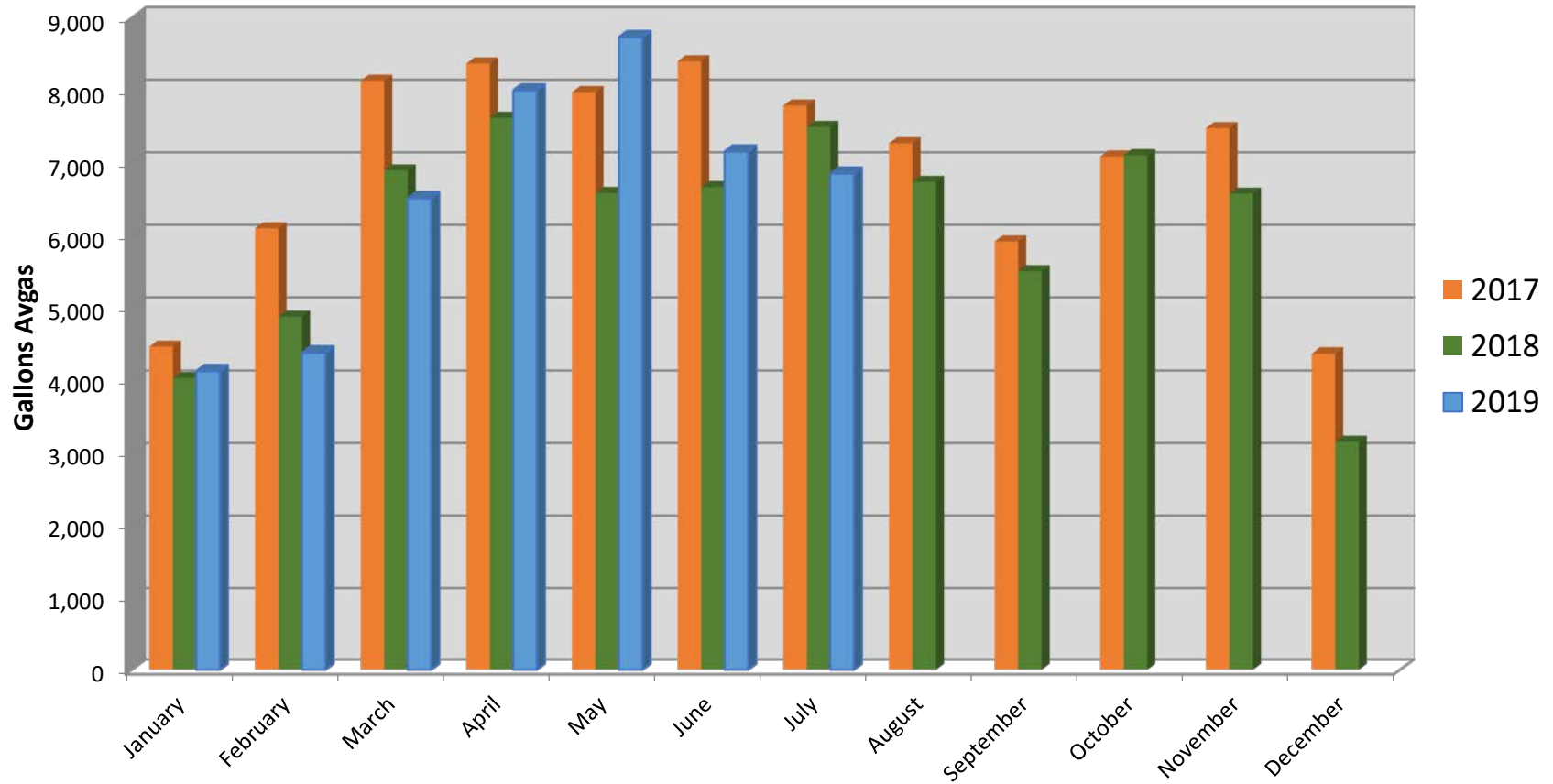
# HXD FUEL

## HXD FUEL OPS

	Avgas	Jet A	Comm	Total Flow		Avgas	Jet A	Total Flow		Avgas	Jet A	Total Flow
2019					2018				2017			
January	4,139	43,517	44,853	92,509	January	4,041	42,497	46,538	January	4,467	45,026	49,493
February	4,390	41,791	37,115	83,296	February	4,880	53,227	58,107	February	6,099	47,695	53,794
March	6,514	62,174	44,195	112,883	March	6,896	74,934	81,830	March	8,133	64,731	72,864
April	8,001	96,630	103,484	208,115	April	7,621	94,628	102,249	April	8,371	96,634	105,005
May	8,735	68,810	126,833	204,378	May	6,585	68,675	75,260	May	7,977	77,640	85,617
June	7,158	55,445	168,865	231,468	June	6,666	73,235	79,901	June	8,402	81,923	90,325
July	6,854	65,725	163,729	236,308	July	7,496	105,053	112,549	July	7,791	59,155	66,946
August					August	6,739	94,267	101,006	August	7,271	67,324	74,595
September					September	5,508	86,201	91,709	September	5,917	55,400	61,317
October					October	7,107	113,912	121,019	October	7,089	76,303	83,392
November					November	6,575	104,722	111,297	November	7,480	70,708	78,188
December					December	3,165	71,363	74,528	December	4,376	51,252	55,628
<b>2019 Total</b>	<b>45,791</b>	<b>434,092</b>	<b>689,074</b>	<b>1,168,957</b>	<b>2018 Total</b>	<b>73,279</b>	<b>982,714</b>	<b>1,055,993</b>	<b>2017 Total</b>	<b>83,373</b>	<b>793,791</b>	<b>877,164</b>

# HXD FUEL

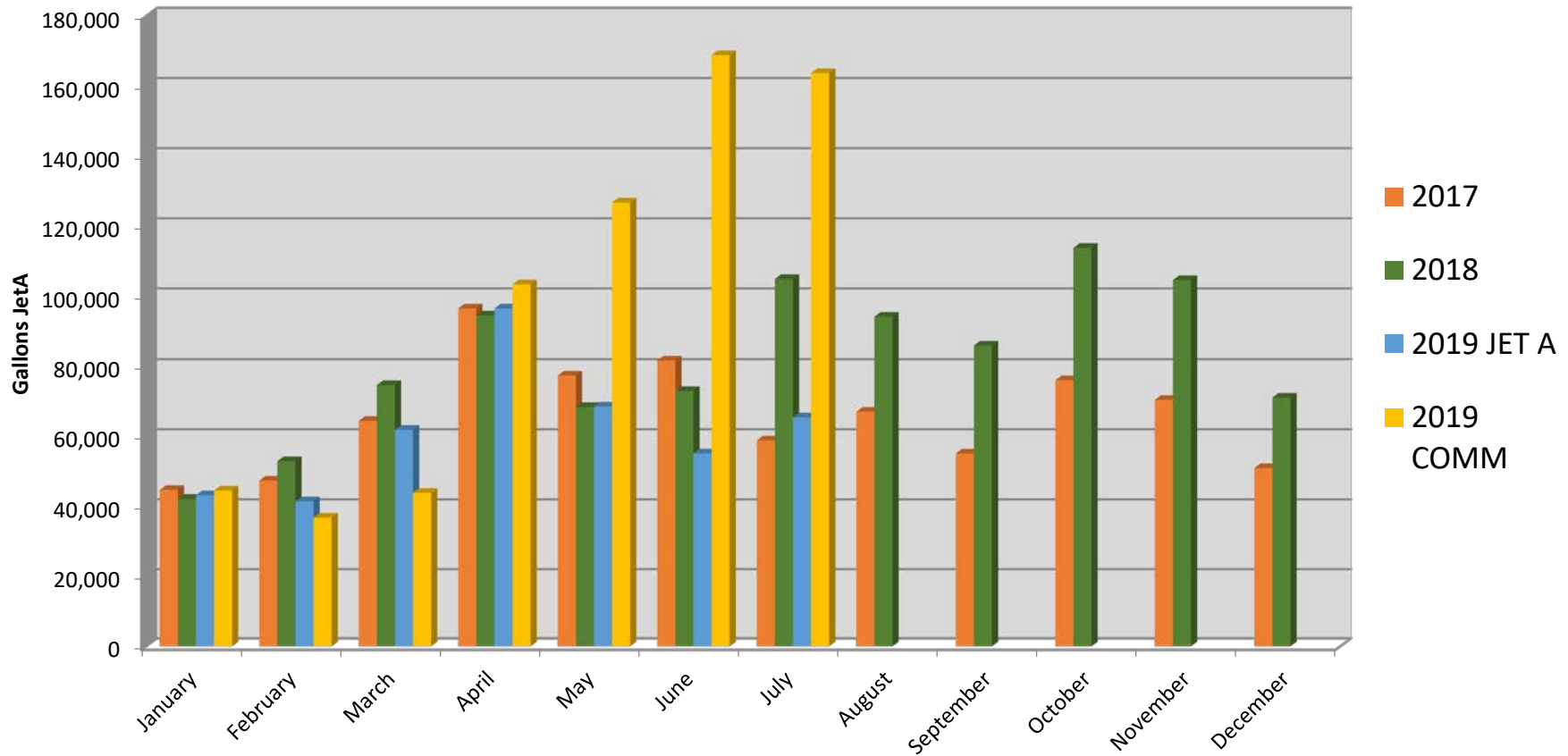
## AvGas - Monthly Comparison 2017-2019



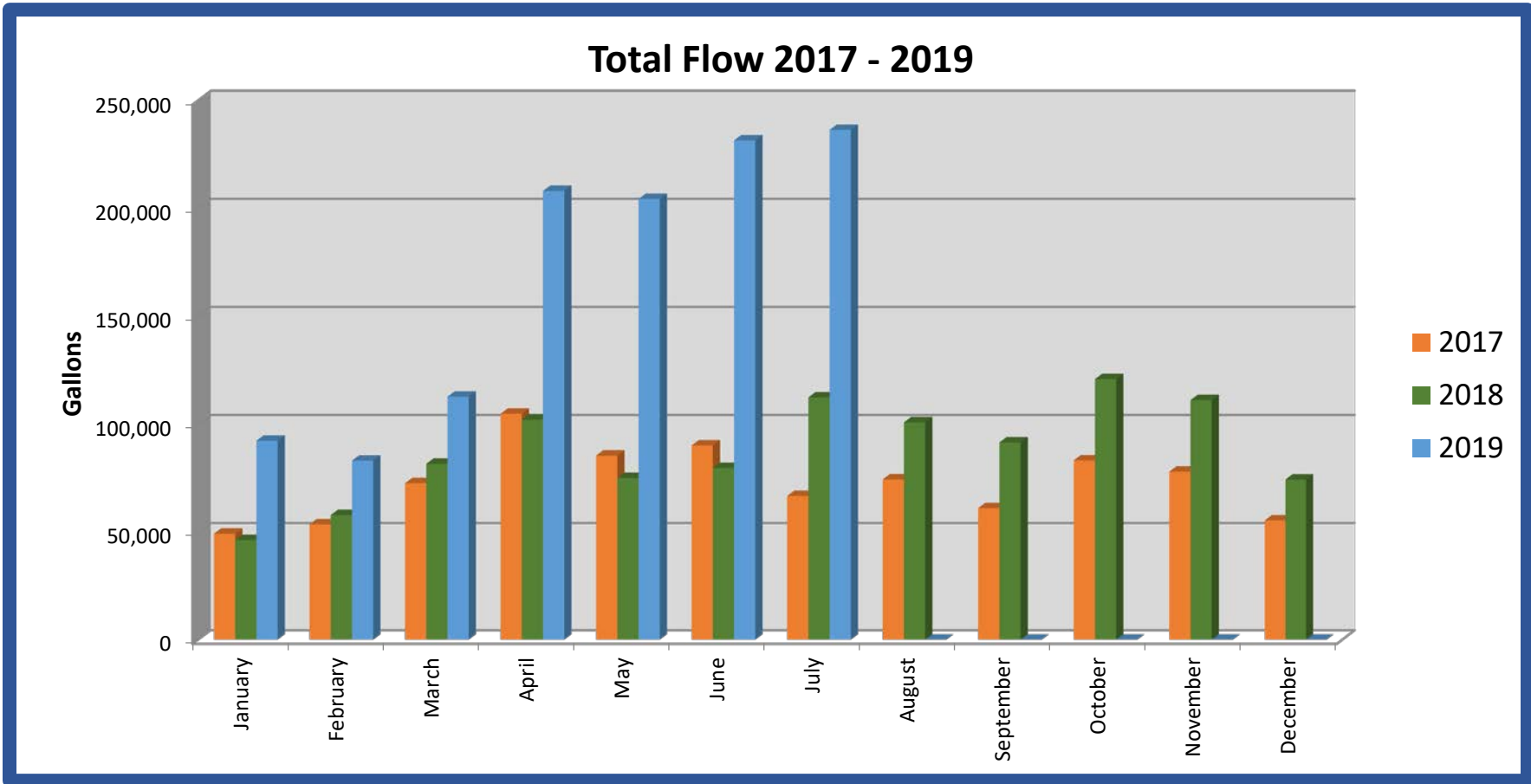


# HXD FUEL

## Jet A & Commercial - Monthly Comparison 2017 - 2019



# HXD FUEL



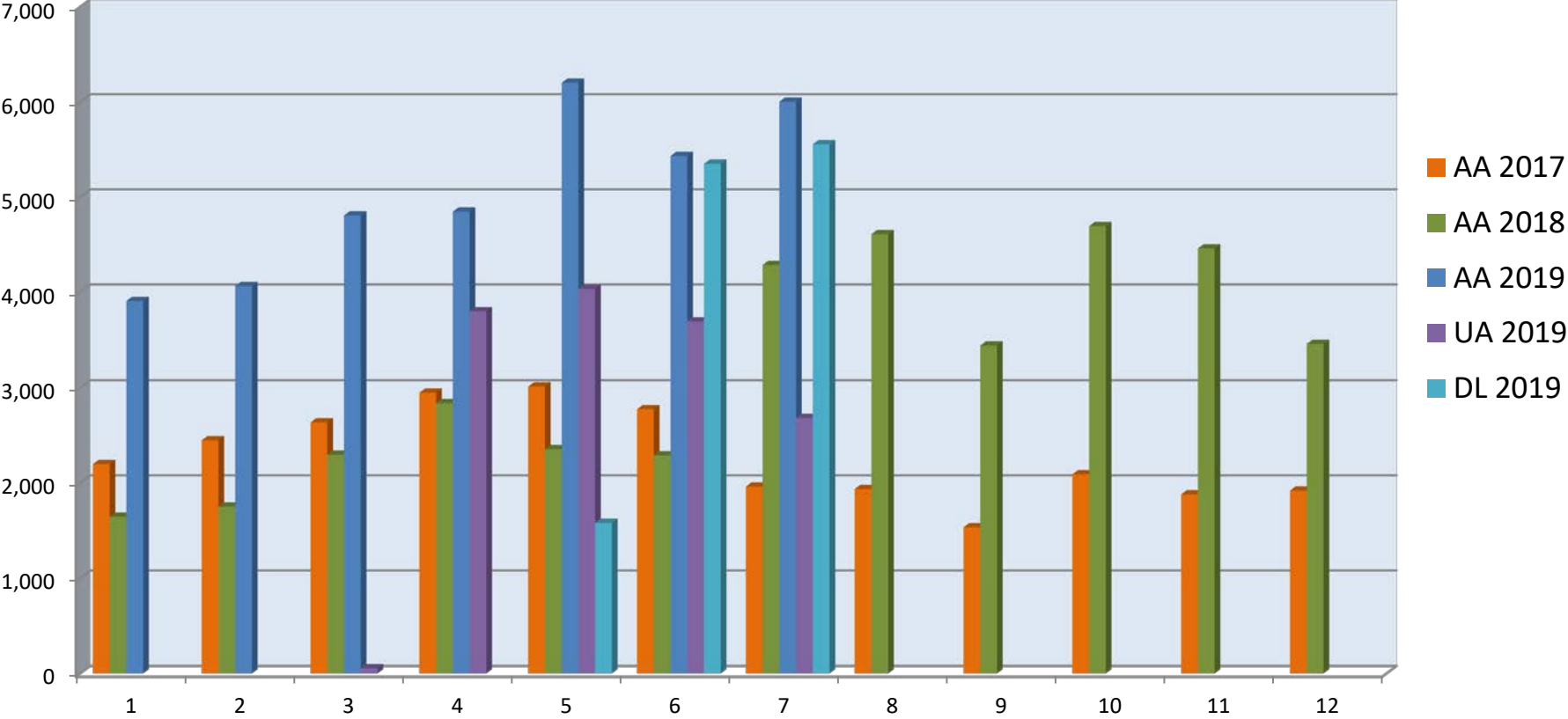
HXD ENPLANEMENT/DEPLANEMENT

<b>HILTON HEAD ISLAND PASSENGER ENPLANEMENTS(departures) 2014-2025</b>													
	2014 AA	2015 AA	2016 AA	2017 AA	2018 AA	2019 AA	2019 UA	2020 DL	2021	2022	2023	2024	2025
JAN	2,725	2,896	2,032	2,197	1,644	3906							
FEB	2,182	2,418	2,011	2,447	1,751	4,063							
MAR	4,782	3,318	3,099	2,636	2,296	4,805	53						
APR	5,301	3,664	2,941	2,948	2,838	4,846	3,797						
MAY	5,907	4,169	3,196	3,013	2,355	6,200	4,033	1,580					
JUN	5,337	3,696	2,749	2,774	2,289	5,430	3,691	5,349					
JUL	5,712	3,731	2,722	1,961	4,284	6,001	2,683	5,554					
AUG	5,507	3,574	2,822	1,935	4,608								
SEP	4,547	3,041	2,788	1,533	3,438								
OCT	5,395	3,267	1,814	2,090	4,693								
NOV	4,056	2,691	2,348	1,879	4,458								
DEC	3,224	1,733	2,398	1,919	3,454								
<b>TOTALS</b>	<b>54,675</b>	<b>38,198</b>	<b>30,920</b>	<b>27,332</b>	<b>38,108</b>	<b>35,251</b>	<b>14,257</b>	<b>12,483</b>	<b>0</b>	<b>0</b>	<b>0</b>	<b>0</b>	<b>0</b>

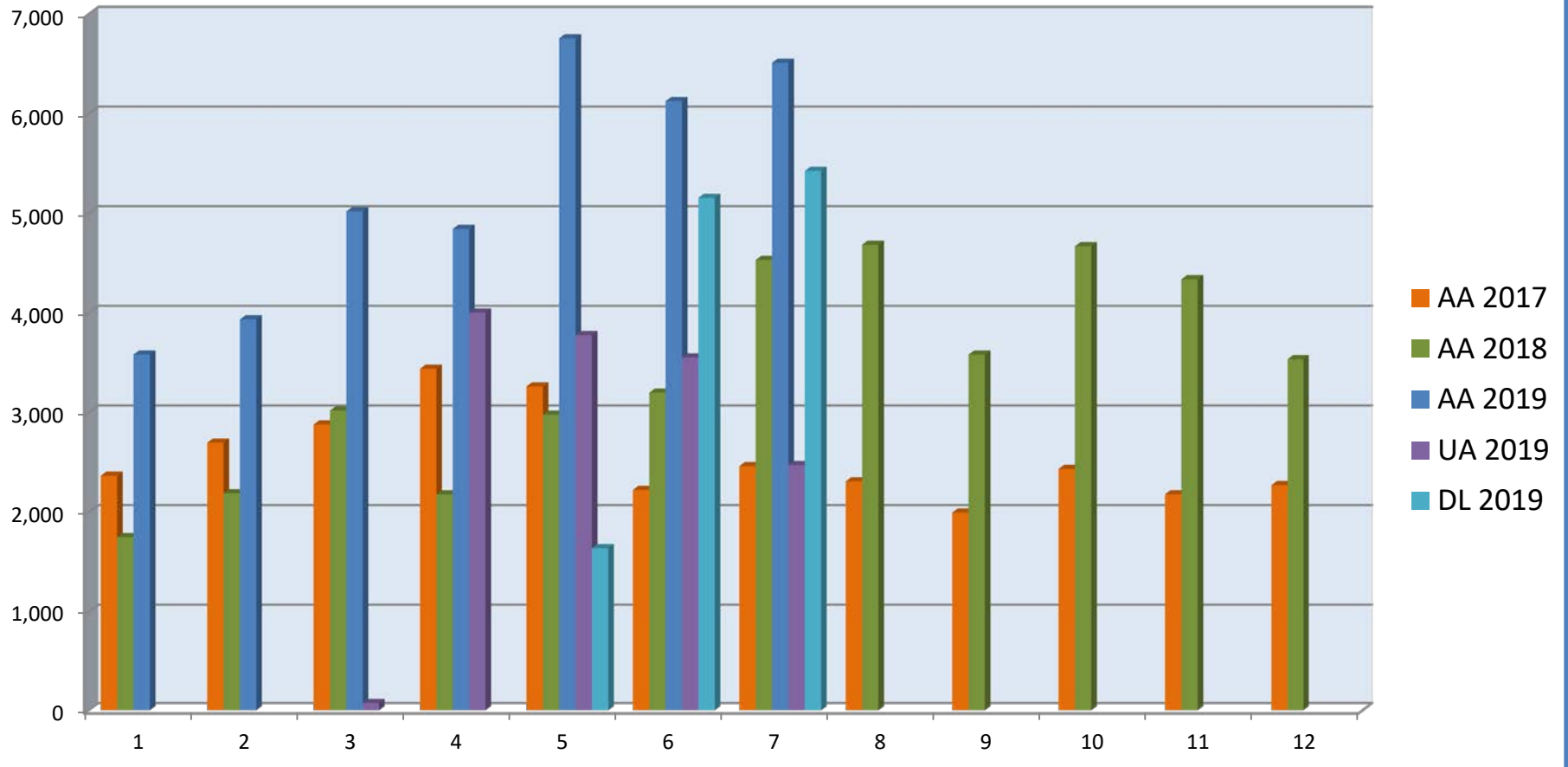
<b>HILTON HEAD ISLAND PASSENGER DEPLANEMENTS(arrivals) 2014-2025</b>													
	2014 AA	2015 AA	2016 AA	2017 AA	2018 AA	2019 AA	2019 UA	2020 DL	2021	2022	2023	2024	2025
JAN	2,523	2,643	1,909	2,369	1,752	3,585							
FEB	2,382	2,637	2,094	2,700	2,192	3,938							
MAR	5,510	3,630	3,515	2,883	3,024	5,022	74						
APR	5,477	3,830	3,100	3,442	2,181	4,846	4,006						
MAY	6,131	4,396	3,467	3,265	2,981	6,759	3,780	1,641					
JUN	5,887	4,033	3,098	2,226	3,202	6,128	3,555	5,157					
JUL	6,070	4,159	3,421	2,465	4,534	6,513	2,475	5,428					
AUG	5,865	3,677	3,257	2,312	4,687								
SEP	4,448	3,424	3,092	1,998	3,584								
OCT	5,472	3,405	1,969	2,437	4,672								
NOV	3,878	2,745	2,385	2,182	4,340								
DEC	3,272	1,709	2,444	2,274	3,538								
<b>TOTALS</b>	<b>56,915</b>	<b>40,288</b>	<b>33,751</b>	<b>30,553</b>	<b>40,687</b>	<b>36,791</b>	<b>13,890</b>	<b>12,226</b>	<b>0</b>	<b>0</b>	<b>0</b>	<b>0</b>	<b>0</b>

<b>TOTAL PASSENGER ENPLANEMENTS &amp; DEPLANEMENTS 2014-2025</b>													
	2014 AA	2015 AA	2,016 AA	2017 AA	2018 AA	2019 AA	2019 UA	2020 DL	2021	2022	2023	2024	2025
JAN	5,248	5,539	3,941	4,566	3,396	7,491							
FEB	4,564	5,055	4,105	5,147	3,943	8,001							
MAR	10,292	6,948	6,614	5,519	5,320	9,827	127						
APR	10,778	7,494	6,041	6,390	5,019	9,692	7,803						
MAY	12,038	8,565	6,663	6,278	5,336	12,959	7,813	3,221					
JUN	11,224	7,729	5,847	5,000	5,491	11,558	7,246	10,506					
JUL	11,782	7,890	6,143	4,426	8,818	12,514	5,158	10,982					
AUG	11,372	7,251	6,079	4,247	9,295								
SEP	8,995	6,465	5,880	3,531	7,022								
OCT	10,867	6,672	3,783	4,527	9,365								
NOV	7,934	5,436	4,733	4,061	8,798								
DEC	6,496	3,442	4,842	4,193	6,992								
<b>TOTALS</b>	<b>111,590</b>	<b>78,486</b>	<b>64,671</b>	<b>57,885</b>	<b>78,795</b>	<b>72,042</b>	<b>28,147</b>	<b>24,709</b>	<b>0</b>	<b>0</b>	<b>0</b>	<b>0</b>	<b>0</b>

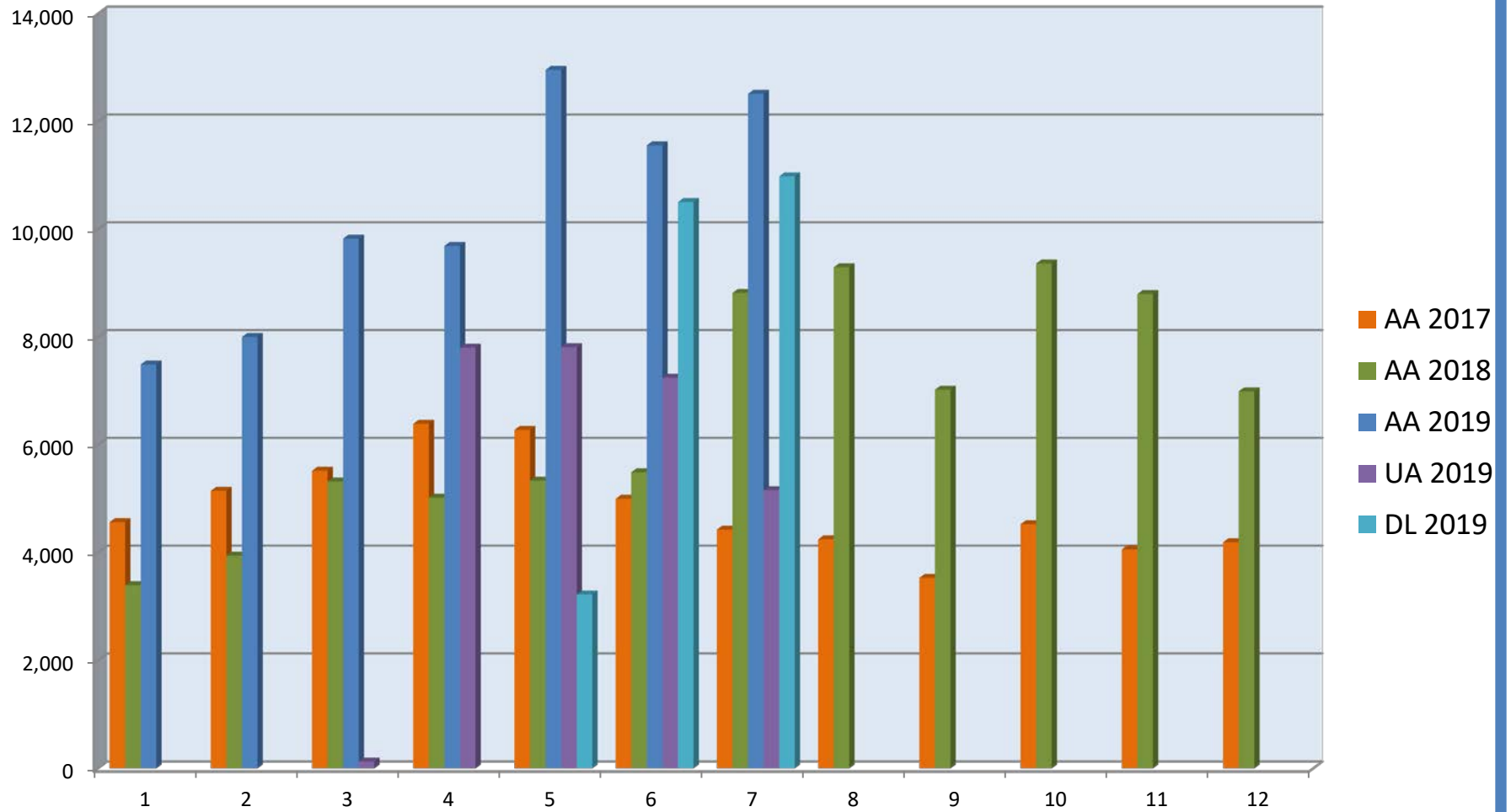
# Enplanements 2017-2019



### Deplanements 2017-2019



### Total Commercial Pax 2017-2019



**HXD TOWER REPORT**

ITINERANT			LOCAL										YTD Total
TOWER	AIR TAXI	GA	MILITARY	LOCAL GA	LOCAL MIL	VFR	IFR	Total	After Hrs. GA	After Hrs. Comm	Total Ops	Ops	
January	248	1,265	26	198	32	1,012	923	1,935	29	0	1,964	1,964	
February	202	1,107	39	189	24	806	904	1,710	24	0	1,734	3,698	
March	337	1,780	28	276	74	1,421	1,254	2,675	31	0	2,706	6,404	
April	466	2,028	36	120	74	1,278	1,774	3,052	30	0	3,082	9,486	
May	320	2,206	29	144	48	1,495	1,643	3,138	28	0	3,166	12,652	
June	283	2,020	22	153	50	1,452	1,601	3,053	27	0	3,080	15,732	
July	290	2,229	23	244	6	1,677	1,658	3,335	28	0	3,363	19,095	
August												19,095	
September												19,095	
October												19,095	
November												19,095	
December												19,095	
<b>TOTALS 2019</b>	<b>2,146</b>	<b>12,635</b>	<b>203</b>	<b>1,324</b>	<b>308</b>	<b>9,141</b>	<b>9,757</b>	<b>18,898</b>	<b>197</b>	<b>0</b>	<b>19,095</b>		
ITINERANT			LOCAL										YTD Total
TOWER	AIR TAXI	GA	MILITARY	LOCAL GA	LOCAL MIL	VFR	IFR	Total	After Hrs. GA	After Hrs. Comm	Total Ops	Ops	
January	321	1,041	19	132	21	765	769	1,534	0	0	1,534	1,534	
February	368	1,312	28	202	20	683	1,247	1,930	0	0	1,930	3,464	
March	465	1,819	21	148	22	1,027	1,448	2,475	0	0	2,475	5,939	
April	584	2,207	11	138	22	1,578	1,384	2,962	0	0	2,962	8,901	
May	434	1,734	16	96	26	1,091	1,215	2,306	0	0	2,306	11,207	
June	411	2,030	13	180	12	1,385	1,261	2,646	0	0	2,646	13,853	
July	364	2,147	14	132	28	1,513	1,324	2,837	0	0	2,837	16,690	
August	302	1,921	22	150	52	1,466	1,161	2,627	0	30	2,657	19,347	
September	224	1,370	20	110	22	917	979	1,896	0	25	1,921	21,268	
October	341	1,819	21	175	70	1,228	1,379	2,607	0	29	2,636	23,904	
November	288	1,201	17	90	20	855	1,233	2,088	0	28	2,116	26,020	
December	201	1,129	9	100	10	716	896	1,612	0	26	1,638	27,658	
<b>TOTALS 2018</b>	<b>4,303</b>	<b>19,730</b>	<b>211</b>	<b>1,653</b>	<b>325</b>	<b>13,224</b>	<b>14,296</b>	<b>27,520</b>	<b>0</b>	<b>138</b>	<b>27,658</b>		
ITINERANT			LOCAL										YTD Total
TOWER	AIR TAXI	GA	MILITARY	LOCAL GA	LOCAL MIL	VFR	IFR	Total	After Hrs. GA	After Hrs. Comm	Total Ops	Ops	
January	308	1,154	18	200	92	984	788	1,772	65	3	1,840	1,840	
February	367	1,666	42	256	72	1,358	1,045	2,403	83	0	2,486	4,326	
March	448	1,902	24	312	22	1,206	1,503	2,709	96	0	2,805	7,131	
April	636	2,163	20	172	20	1,372	1,638	3,010	0	0	3,010	10,141	
May	548	2,073	28	334	8	1,590	1,401	2,991	0	0	2,991	13,132	
June	525	2,190	40	194	34	1,316	1,667	2,983	0	2	2,985	16,117	
July	463	2,360	17	204	30	1,853	1,221	3,074	0	0	3,074	19,191	
August	412	2,075	9	254	18	1,329	1,456	2,785	0	0	2,785	21,976	
September	383	1,500	18	146	4	1,003	1,048	2,051	0	0	2,051	24,027	
October	453	1,753	30	75	30	988	1,352	2,340	0	0	2,340	26,367	
November	436	1,741	39	100	6	1,138	1,184	2,322	0	0	2,322	28,689	
December	346	1,260	32	231	26	1,013	882	1,895	0	0	1,895	30,584	
<b>TOTALS 2017</b>	<b>5,325</b>	<b>21,837</b>	<b>317</b>	<b>2,478</b>	<b>362</b>	<b>15,150</b>	<b>15,185</b>	<b>30,335</b>	<b>244</b>	<b>5</b>	<b>30,584</b>		

### Total Operations 2017-2019

