



AGENDA  
AIRPORTS BOARD  
Thursday, July 18, 2019  
1:30 p.m.

**Beaufort County Government Building, County Council Chambers**

1. CALL TO ORDER
2. PLEDGE OF ALLEGIANCE
3. ADOPTION OF AGENDA
4. JUNE MINUTES
5. PUBLIC COMMENT - Limited to Three Minutes Each Person
6. DIRECTOR'S REPORT - Jon Rembold
  - ❖ Discussion of Beaufort County Airport Wetlands Mitigation
7. UNFINISHED BUSINESS - Chairman
8. NEW BUSINESS - Chairman
9. COMMITTEE REPORTS – Chairman
10. PUBLIC COMMENT - Limited to Three Minutes Each Person
11. FUTURE MEETINGS

Airports Board: The next meeting will be held on Thursday, August 15, 2019, 1:30 pm at the Town of Hilton Head, Council Chambers.

**ADJOURNMENT**

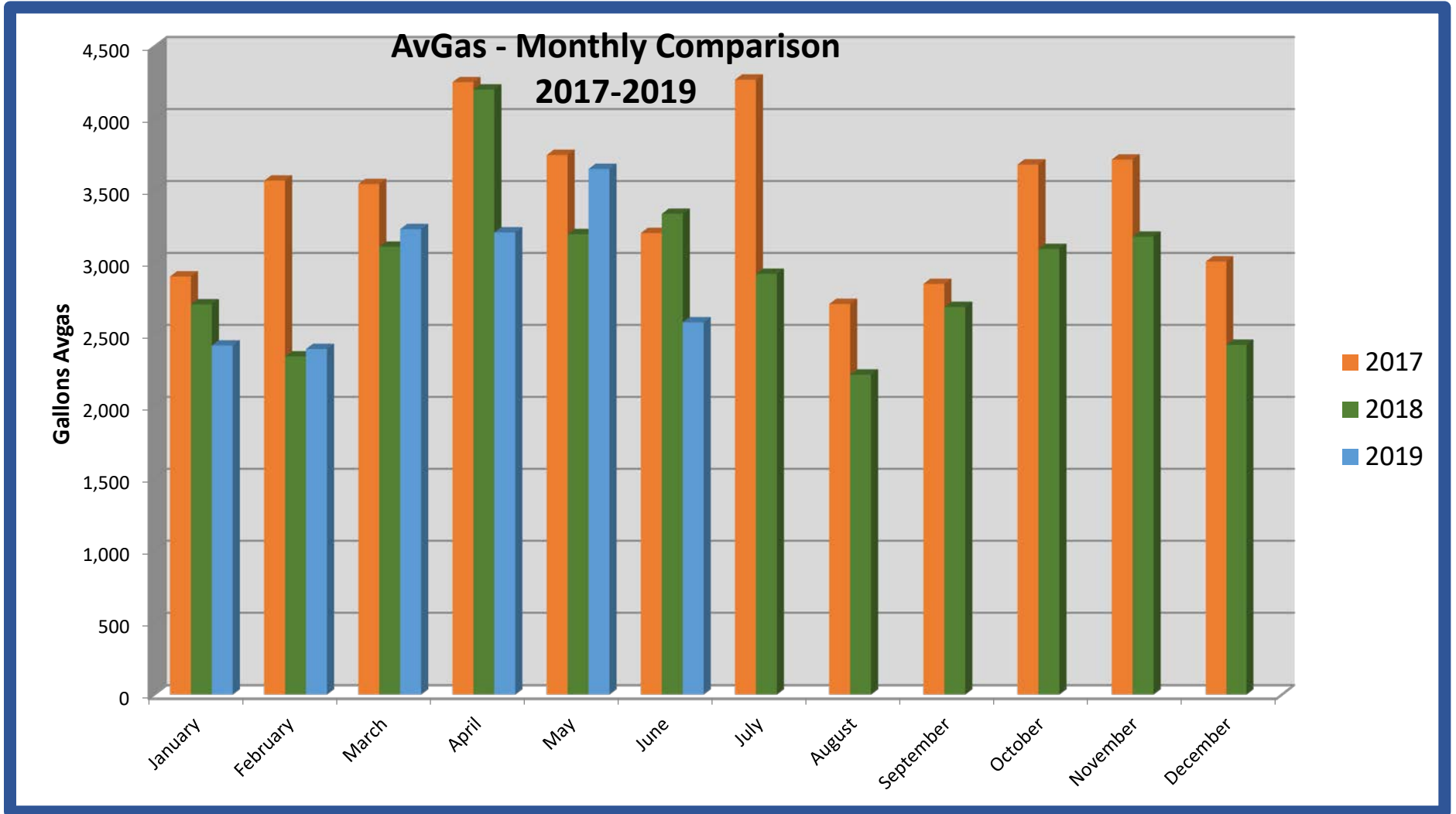


## ARW FUEL OPS

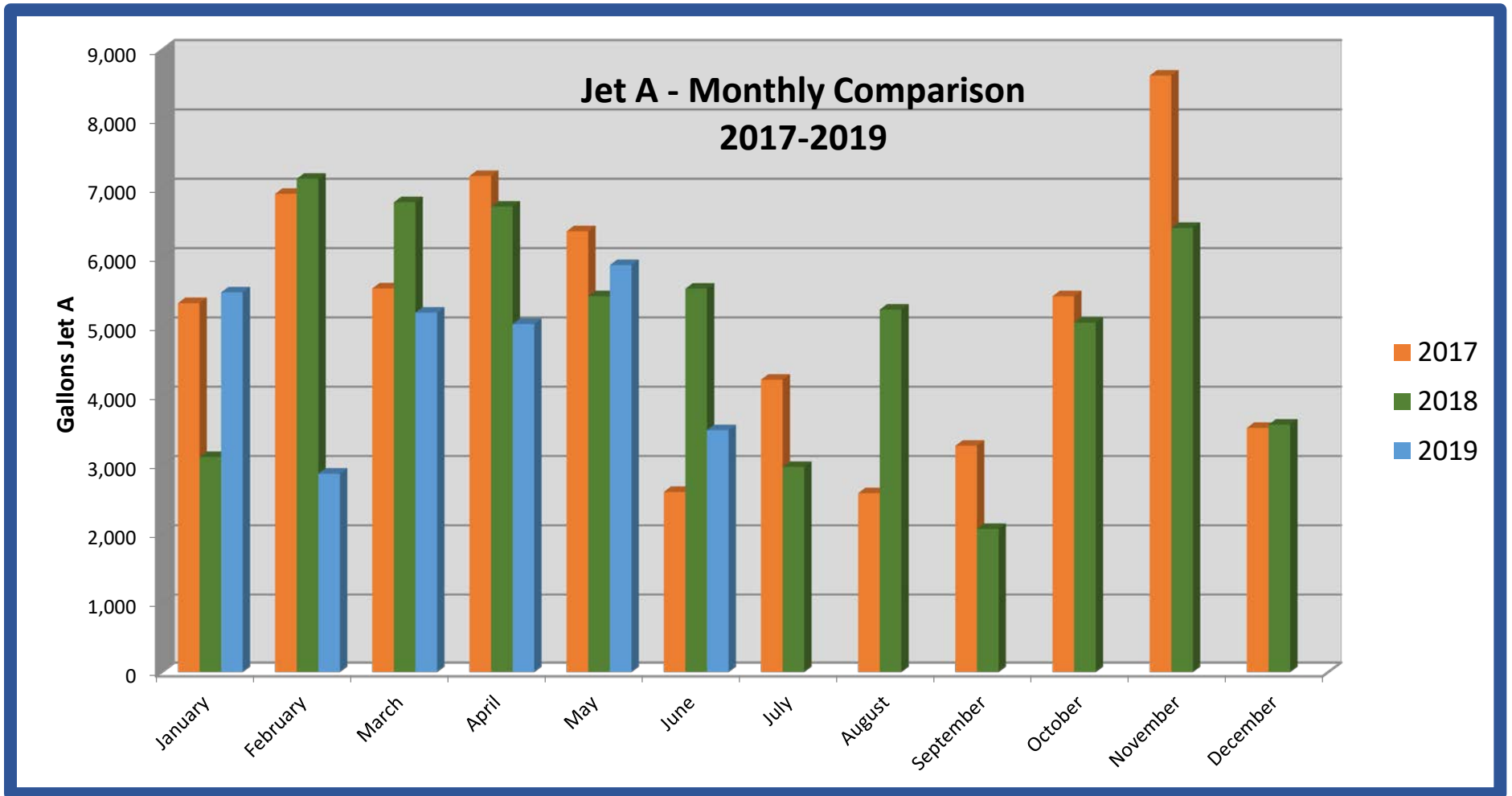
	Avgas	Jet A	Total Flow	Total Flight Ops		Avgas	Jet A	Total Flow	Total Flight Ops		Avgas	Jet A	Total Flow	Total Flight Ops
<b>2019</b>					<b>2018</b>					<b>2017</b>				
<b>January</b>	2,422	5,502	7,924	**	<b>January</b>	2,708	3,126	5,834	** Unk	<b>January</b>	2,902	5,347	8,249	1,744
<b>February</b>	2,398	2,886	5,284	1,290	<b>February</b>	2,346	7,141	9,487	1,428	<b>February</b>	3,568	6,924	10,492	2,110
<b>March</b>	3,231	5,210	8,441	1,739	<b>March</b>	3,108	6,803	9,911	2,031	<b>March</b>	3,544	5,559	9,103	2,023
<b>April</b>	3,208	5,046	8,254	1,833	<b>April</b>	4,201	6,739	10,940	2,240	<b>April</b>	4,252	7,181	11,433	2,285
<b>May</b>	3,649	5,896	9,545	**	<b>May</b>	3,196	5,447	8,643	1,852	<b>May</b>	3,746	6,384	10,130	2,105
<b>June</b>	2,583	3,514	6,097	**	<b>June</b>	3,337	5,556	8,893	1,910	<b>June</b>	3,204	2,623	5,827	1,253
<b>July</b>					<b>July</b>	2,920	2,983	5,903	1,105	<b>July</b>	4,270	4,241	8,511	1,729
<b>August</b>					<b>August</b>	2,220	5,254	7,474	1,622	<b>August</b>	2,711	2,605	5,316	1,202
<b>September</b>					<b>September</b>	2,690	2,089	4,779	989	<b>September</b>	2,850	3,289	6,139	** Unk
<b>October</b>					<b>October</b>	3,093	5,065	8,158	1,866	<b>October</b>	3,680	5,447	9,127	** Unk
<b>November</b>					<b>November</b>	3,178	6,431	9,609	** Unk	<b>November</b>	3,714	8,630	12,344	** Unk
<b>December</b>					<b>December</b>	2,427	3,593	6,020	** Unk	<b>December</b>	3,006	3,547	6,553	** Unk
<b>2019 Total</b>	<b>17,491</b>	<b>28,054</b>	<b>45,545</b>	<b>4,862</b>	<b>2018 Total</b>	<b>35,424</b>	<b>60,227</b>	<b>95,651</b>	<b>15,043</b>	<b>2017 Total</b>	<b>41,447</b>	<b>61,777</b>	<b>103,224</b>	<b>14,451</b>

(NOTE: \*\* Unknown. Counters are inoperable)

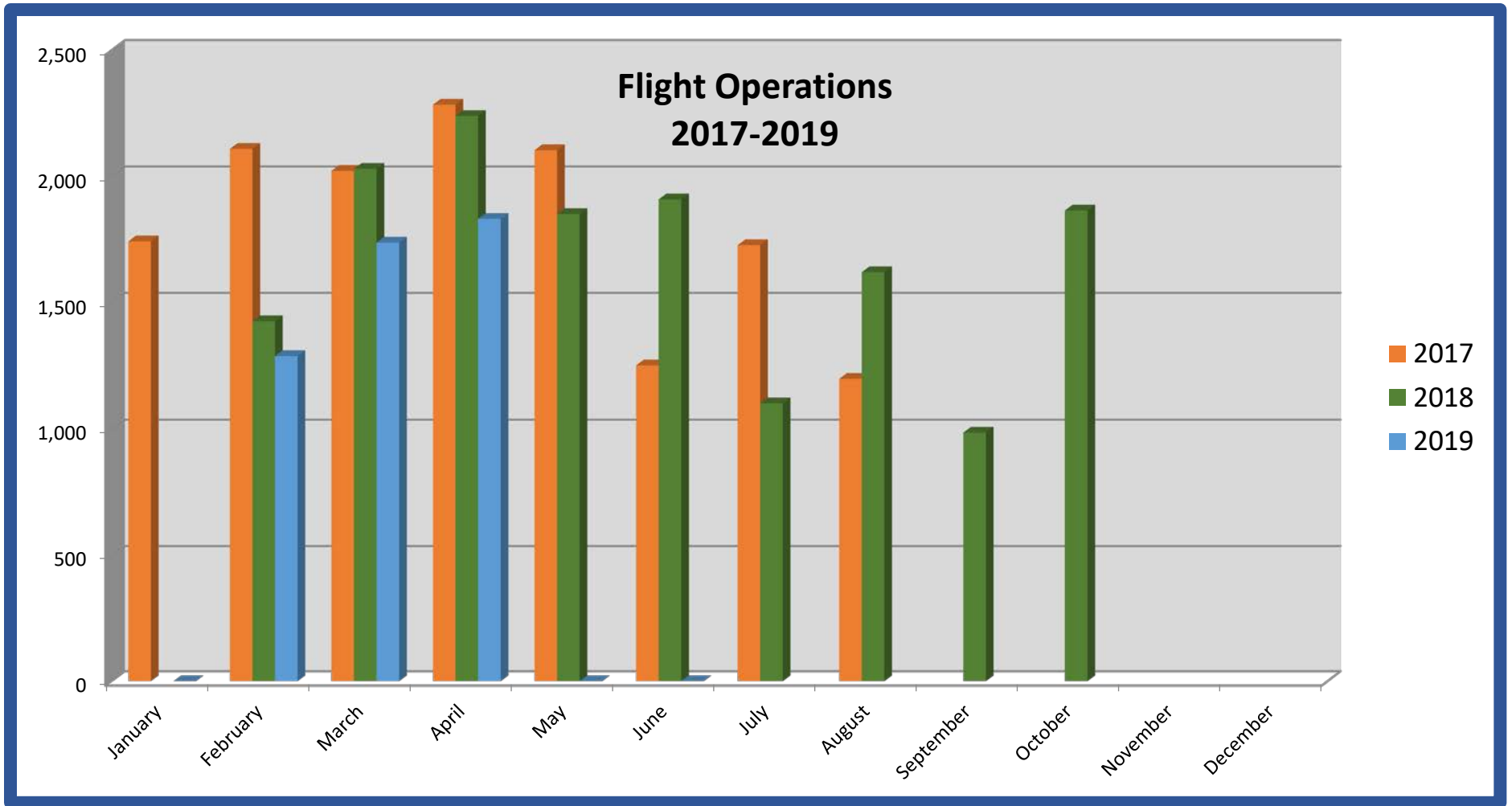
# ARW FUEL



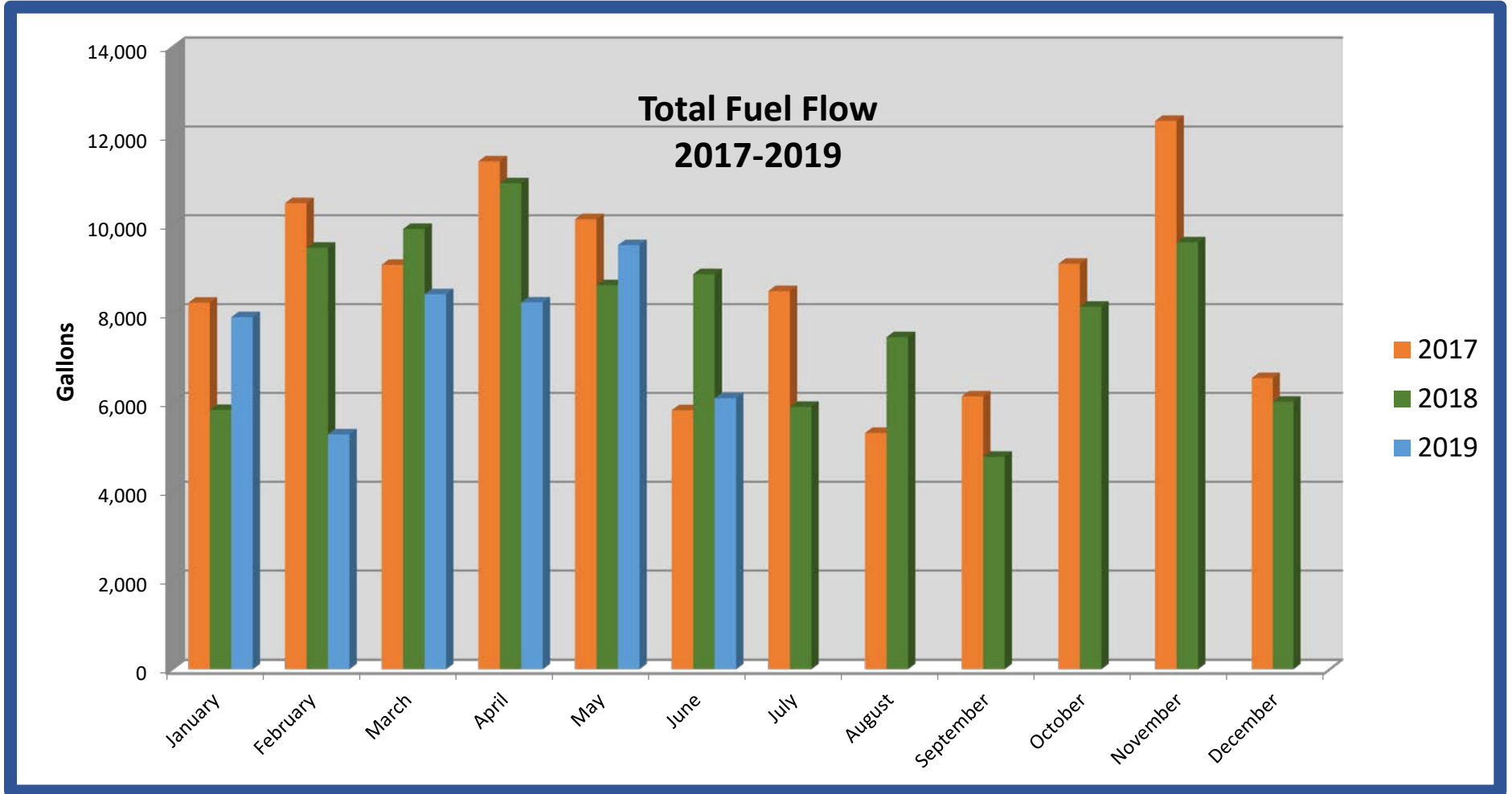
# ARW FUEL



# ARW FUEL



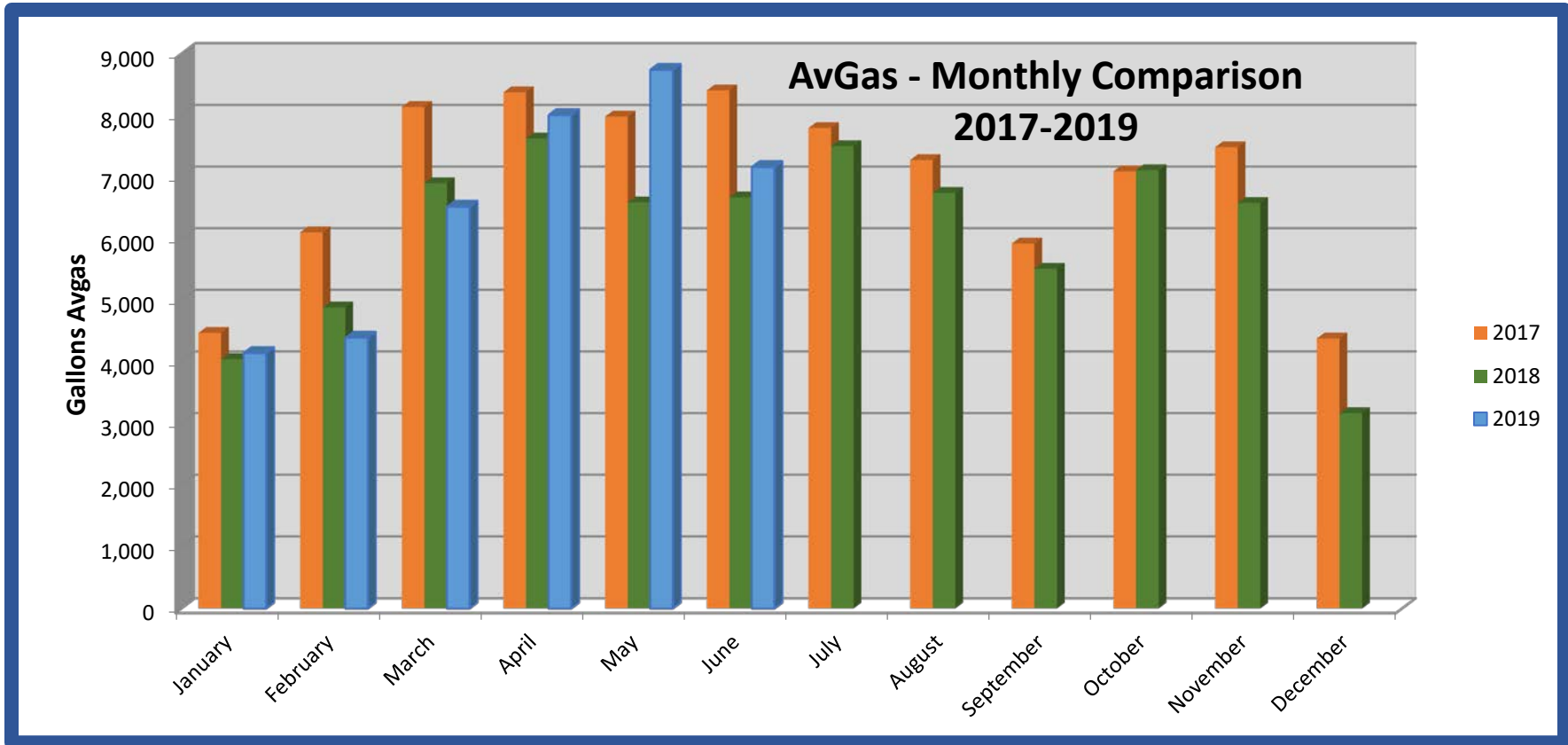
# ARW FUEL



# HXD FUEL

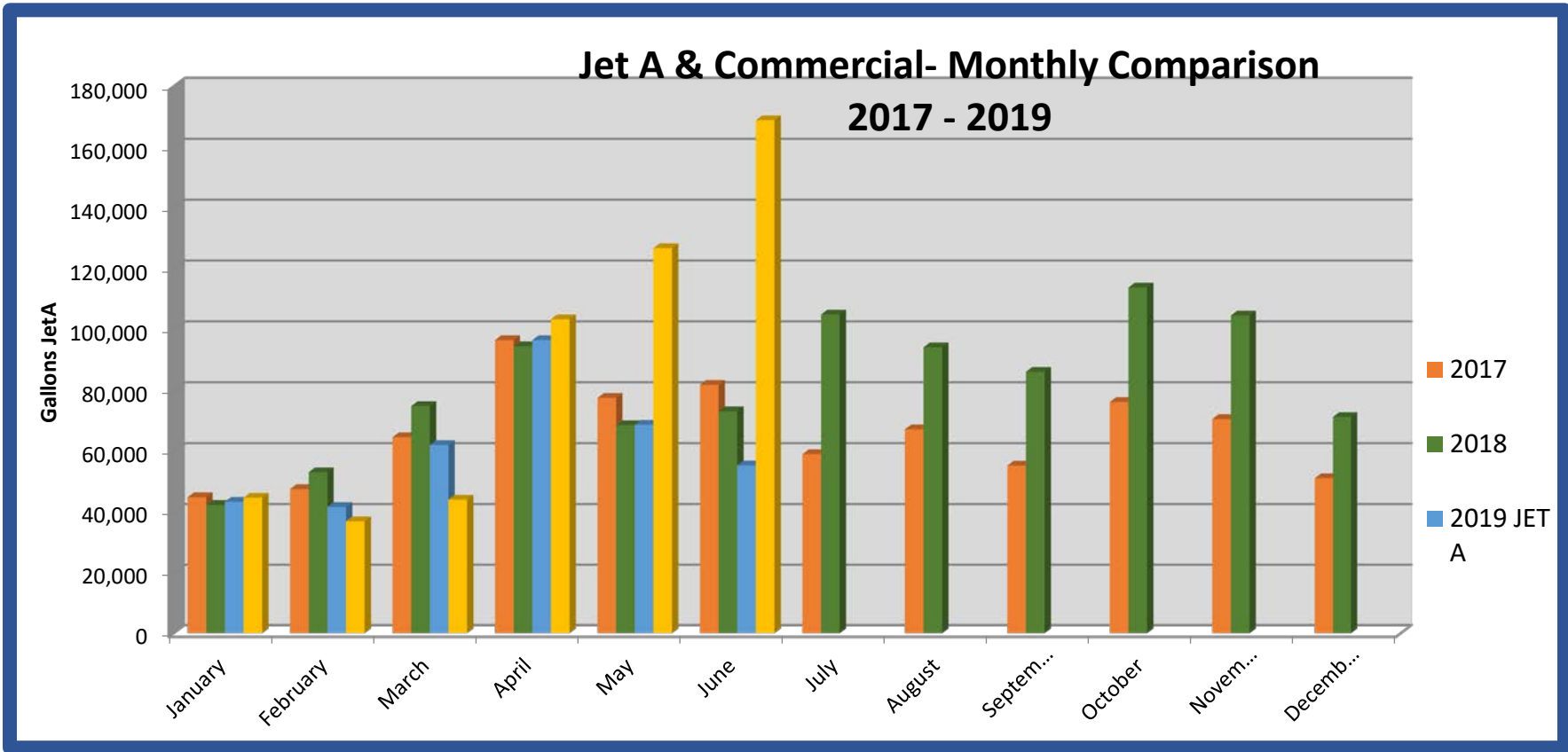
	Avgas	Jet A	Comm	Total Flow		Avgas	Jet A	Total Flow			Avgas	Jet A	Total Flow	
<b>2019</b>					<b>2018</b>					<b>2017</b>				
<b>January</b>	4,139	43,517	44,853	92,509	<b>January</b>	4,041	42,497	46,538	<b>January</b>	4,467	45,026	49,493		
<b>February</b>	4,390	41,791	37,115	83,296	<b>February</b>	4,880	53,227	58,107	<b>February</b>	6,099	47,695	53,794		
<b>March</b>	6,514	62,174	44,195	112,883	<b>March</b>	6,896	74,934	81,830	<b>March</b>	8,133	64,731	72,864		
<b>April</b>	8,001	96,630	103,484	208,115	<b>April</b>	7,621	94,628	102,249	<b>April</b>	8,371	96,634	105,005		
<b>May</b>	8,735	68,810	126,833	204,378	<b>May</b>	6,585	68,675	75,260	<b>May</b>	7,977	77,640	85,617		
<b>June</b>	7,158	55,445	168,865	231,468	<b>June</b>	6,666	73,235	79,901	<b>June</b>	8,402	81,923	90,325		
<b>July</b>					<b>July</b>	7,496	105,053	112,549	<b>July</b>	7,791	59,155	66,946		
<b>August</b>					<b>August</b>	6,739	94,267	101,006	<b>August</b>	7,271	67,324	74,595		
<b>September</b>					<b>September</b>	5,508	86,201	91,709	<b>September</b>	5,917	55,400	61,317		
<b>October</b>					<b>October</b>	7,107	113,912	121,019	<b>October</b>	7,089	76,303	83,392		
<b>November</b>					<b>November</b>	6,575	104,722	111,297	<b>November</b>	7,480	70,708	78,188		
<b>December</b>					<b>December</b>	3,165	71,363	74,528	<b>December</b>	4,376	51,252	55,628		
<b>2019 Total</b>	<b>38,937</b>	<b>368,367</b>	<b>525,345</b>	<b>932,649</b>	<b>2018 Total</b>	<b>73,279</b>	<b>982,714</b>	<b>1,055,993</b>	<b>2017 Total</b>	<b>83,373</b>	<b>793,791</b>	<b>877,164</b>		

# HXD FUEL

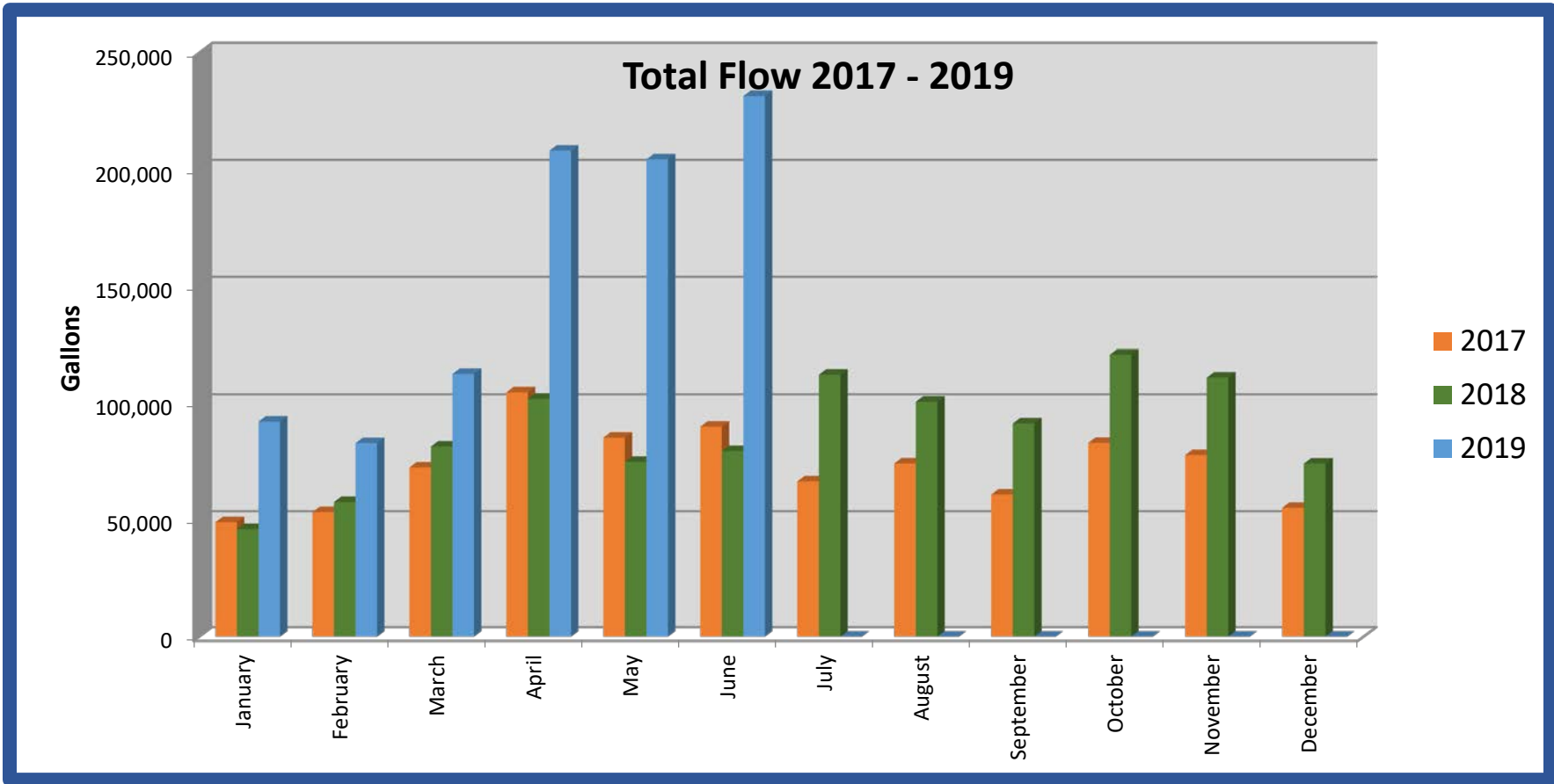




# HXD FUEL



# HXD FUEL



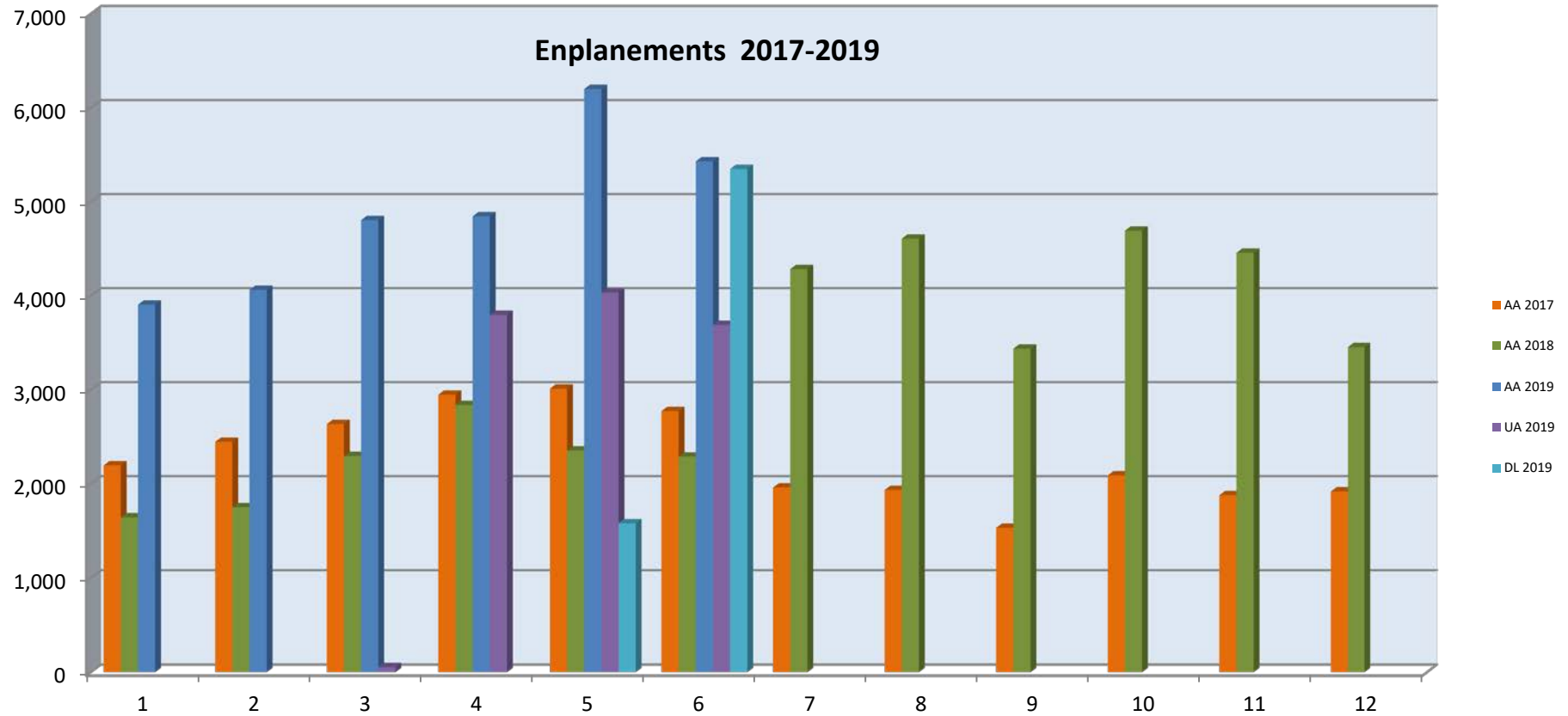
HXD ENPLANEMENT/DEPLANEMENT

<b>HILTON HEAD ISLAND PASSENGER ENPLANEMENTS(departures) 2014-2025</b>													
	2014 AA	2015 AA	2016 AA	2017 AA	2018 AA	2019 AA	2019 UA	2020 DL	2021	2022	2023	2024	2025
JAN	2,725	2,896	2,032	2,197	1,644	3906							
FEB	2,182	2,418	2,011	2,447	1,751	4,063							
MAR	4,782	3,318	3,099	2,636	2,296	4,805	53						
APR	5,301	3,664	2,941	2,948	2,838	4,846	3,797						
MAY	5,907	4,169	3,196	3,013	2,355	6,200	4,033	1,580					
JUN	5,337	3,696	2,749	2,774	2,289	5,430	3,691	5,349					
JUL	5,712	3,731	2,722	1,961	4,284								
AUG	5,507	3,574	2,822	1,935	4,608								
SEP	4,547	3,041	2,788	1,533	3,438								
OCT	5,395	3,267	1,814	2,090	4,693								
NOV	4,056	2,691	2,348	1,879	4,458								
DEC	3,224	1,733	2,398	1,919	3,454								
<b>TOTALS</b>	<b>54,675</b>	<b>38,198</b>	<b>30,920</b>	<b>27,332</b>	<b>38,108</b>	<b>29,250</b>	<b>11,574</b>	<b>6,929</b>	<b>0</b>	<b>0</b>	<b>0</b>	<b>0</b>	<b>0</b>

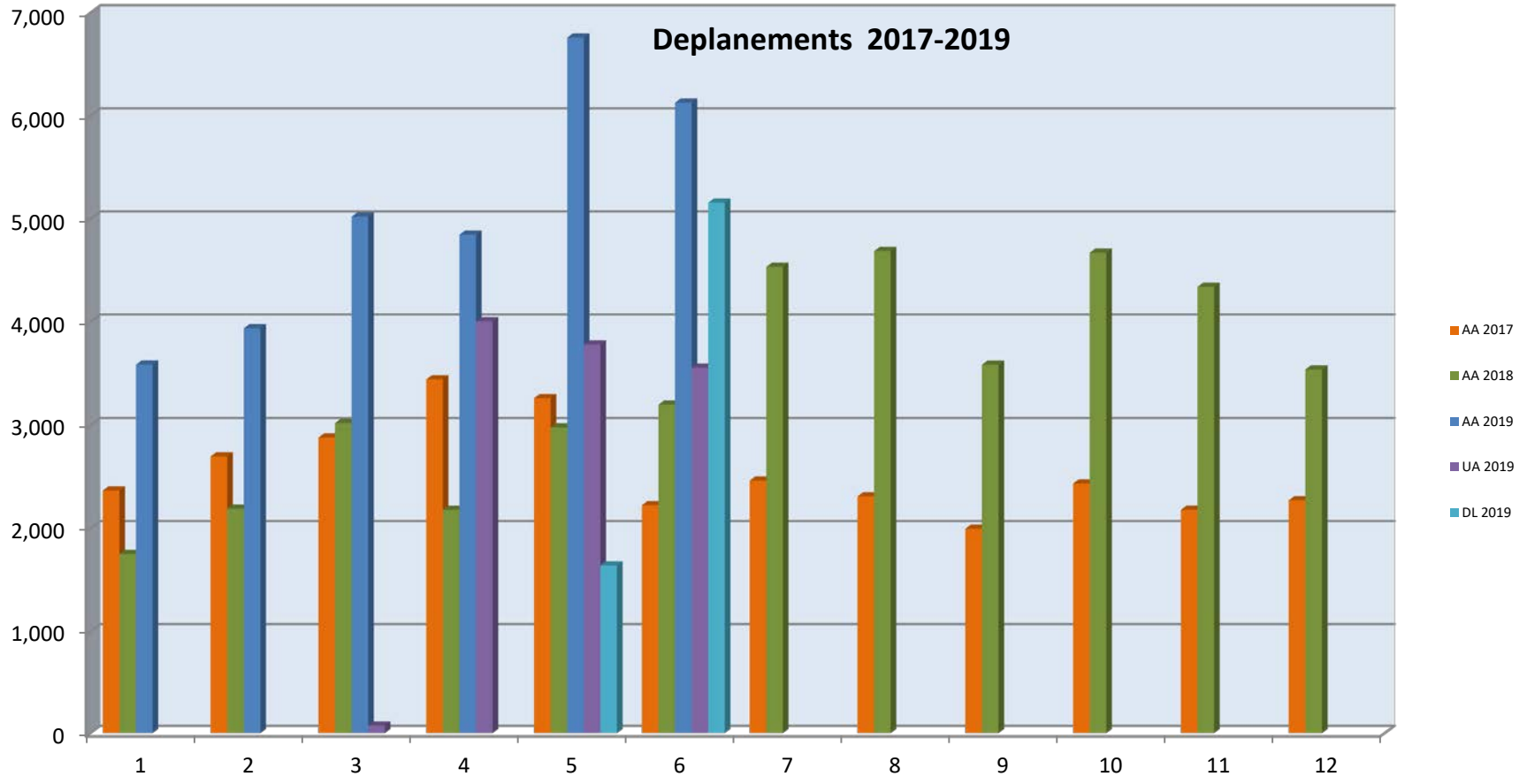
<b>HILTON HEAD ISLAND PASSENGER DEPLANEMENTS(arrivals) 2014-2025</b>													
	2014 AA	2015 AA	2016 AA	2017 AA	2018 AA	2019 AA	2019 UA	2020 DL	2021	2022	2023	2024	2025
JAN	2,523	2,643	1,909	2,369	1,752	3,585							
FEB	2,382	2,637	2,094	2,700	2,192	3,938							
MAR	5,510	3,630	3,515	2,883	3,024	5,022	74						
APR	5,477	3,830	3,100	3,442	2,181	4,846	4,006						
MAY	6,131	4,396	3,467	3,265	2,981	6,759	3,780	1,641					
JUN	5,887	4,033	3,098	2,226	3,202	6,128	3,555	5,157					
JUL	6,070	4,159	3,421	2,465	4,534								
AUG	5,865	3,677	3,257	2,312	4,687								
SEP	4,448	3,424	3,092	1,998	3,584								
OCT	5,472	3,405	1,969	2,437	4,672								
NOV	3,878	2,745	2,385	2,182	4,340								
DEC	3,272	1,709	2,444	2,274	3,538								
<b>TOTALS</b>	<b>56,915</b>	<b>40,288</b>	<b>33,751</b>	<b>30,553</b>	<b>40,687</b>	<b>30,278</b>	<b>11,415</b>	<b>6,798</b>	<b>0</b>	<b>0</b>	<b>0</b>	<b>0</b>	<b>0</b>

<b>TOTAL PASSENGER ENPLANEMENTS &amp; DEPLANEMENTS 2014-2025</b>													
	2014 AA	2015 AA	2,016 AA	2017 AA	2018 AA	2019 AA	2019 UA	2020 DL	2021	2022	2023	2024	2025
JAN	5,248	5,539	3,941	4,566	3,396	7,491							
FEB	4,564	5,055	4,105	5,147	3,943	8,001							
MAR	10,292	6,948	6,614	5,519	5,320	9,827	127						
APR	10,778	7,494	6,041	6,390	5,019	9,692	7,803						
MAY	12,038	8,565	6,663	6,278	5,336	12,959	7,813	3,221					
JUN	11,224	7,729	5,847	5,000	5,491	11,558	7,246	10,506					
JUL	11,782	7,890	6,143	4,426	8,818								
AUG	11,372	7,251	6,079	4,247	9,295								
SEP	8,995	6,465	5,880	3,531	7,022								
OCT	10,867	6,672	3,783	4,527	9,365								
NOV	7,934	5,436	4,733	4,061	8,798								
DEC	6,496	3,442	4,842	4,193	6,992								
<b>TOTALS</b>	<b>111,590</b>	<b>78,486</b>	<b>64,671</b>	<b>57,885</b>	<b>78,795</b>	<b>59,528</b>	<b>22,989</b>	<b>13,727</b>	<b>0</b>	<b>0</b>	<b>0</b>	<b>0</b>	<b>0</b>

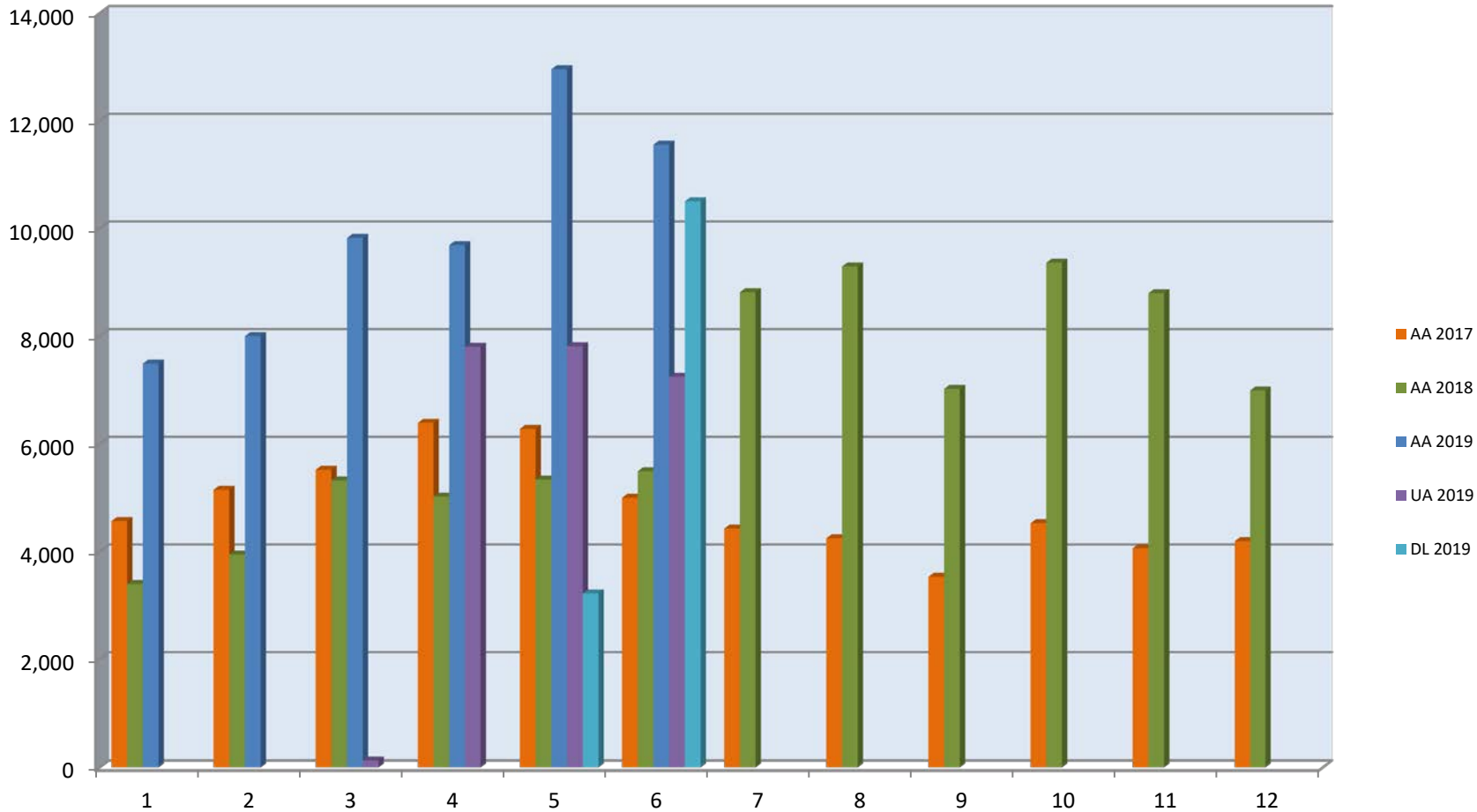
### Enplanements 2017-2019



Deplanements 2017-2019



Total Commercial Pax 2017-2019



**HXD TOWER REPORT**

ITINERANT			LOCAL										YTD Total
TOWER	AIR TAXI	GA	MILITARY	LOCAL GA	LOCAL MIL	VFR	IFR	Total	After Hrs. GA	After Hrs. Comm	Total Ops	Ops	
January	248	1,265	26	198	32	1,012	923	1,935	29	0	1,964	1,964	
February	202	1,107	39	189	24	806	904	1,710	24	0	1,734	3,698	
March	337	1,780	28	276	74	1,421	1,254	2,675	31	0	2,706	6,404	
April	466	2,028	36	120	74	1,278	1,774	3,052	30	0	3,052	9,456	
May	320	2,206	29	144	48	1,495	1,643	3,138	28	0	3,166	9,456	
June	283	2,020	22	153	50	1,452	1,601	3,053	27	0	3,080	9,456	
July												9,456	
August												9,456	
September												9,456	
October												9,456	
November												9,456	
December												9,456	
<b>TOTALS 2019</b>	<b>1,856</b>	<b>10,406</b>	<b>180</b>	<b>1,080</b>	<b>302</b>	<b>7,464</b>	<b>8,099</b>	<b>15,563</b>	<b>169</b>	<b>0</b>	<b>15,732</b>		
ITINERANT			LOCAL									YTD Total	
TOWER	AIR TAXI	GA	MILITARY	LOCAL GA	LOCAL MIL	VFR	IFR	Total	After Hrs. GA	After Hrs. Comm	Total Ops	Ops	
January	321	1,041	19	132	21	765	769	1,534	0	0	1,534	1,534	
February	368	1,312	28	202	20	683	1,247	1,930	0	0	1,930	3,464	
March	465	1,819	21	148	22	1,027	1,448	2,475	0	0	2,475	5,939	
April	584	2,207	11	138	22	1,578	1,384	2,962	0	0	2,962	8,901	
May	434	1,734	16	96	26	1,091	1,215	2,306	0	0	2,306	11,207	
June	411	2,030	13	180	12	1,385	1,261	2,646	0	0	2,646	13,853	
July	364	2,147	14	132	28	1,513	1,324	2,837	0	0	2,837	16,690	
August	302	1,921	22	150	52	1,466	1,161	2,627	0	30	2,657	19,347	
September	224	1,370	20	110	22	917	979	1,896	0	25	1,921	21,268	
October	341	1,819	21	175	70	1,228	1,379	2,607	0	29	2,636	23,904	
November	288	1,201	17	90	20	855	1,233	2,088	0	28	2,116	26,020	
December	201	1,129	9	100	10	716	896	1,612	0	26	1,638	27,658	
<b>TOTALS 2018</b>	<b>4,303</b>	<b>19,730</b>	<b>211</b>	<b>1,653</b>	<b>325</b>	<b>13,224</b>	<b>14,296</b>	<b>27,520</b>	<b>0</b>	<b>138</b>	<b>27,658</b>		
ITINERANT			LOCAL									YTD Total	
TOWER	AIR TAXI	GA	MILITARY	LOCAL GA	LOCAL MIL	VFR	IFR	Total	After Hrs. GA	After Hrs. Comm	Total Ops	Ops	
January	308	1,154	18	200	92	984	788	1,772	65	3	1,840	1,840	
February	367	1,666	42	256	72	1,358	1,045	2,403	83	0	2,486	4,326	
March	448	1,902	24	312	22	1,206	1,503	2,709	96	0	2,805	7,131	
April	636	2,163	20	172	20	1,372	1,638	3,010	0	0	3,010	10,141	
May	548	2,073	28	334	8	1,590	1,401	2,991	0	0	2,991	13,132	
June	525	2,190	40	194	34	1,316	1,667	2,983	0	2	2,985	16,117	
July	463	2,360	17	204	30	1,853	1,221	3,074	0	0	3,074	19,191	
August	412	2,075	9	254	18	1,329	1,456	2,785	0	0	2,785	21,976	
September	383	1,500	18	146	4	1,003	1,048	2,051	0	0	2,051	24,027	
October	453	1,753	30	75	30	988	1,352	2,340	0	0	2,340	26,367	
November	436	1,741	39	100	6	1,138	1,184	2,322	0	0	2,322	28,689	
December	346	1,260	32	231	26	1,013	882	1,895	0	0	1,895	30,584	
<b>TOTALS 2017</b>	<b>5,325</b>	<b>21,837</b>	<b>317</b>	<b>2,478</b>	<b>362</b>	<b>15,150</b>	<b>15,185</b>	<b>30,335</b>	<b>244</b>	<b>5</b>	<b>30,584</b>		

