



AGENDA
AIRPORTS BOARD
Thursday, June 20, 2019
1:30 p.m.

Beaufort County Government Building, County Council Chambers

1. CALL TO ORDER
2. PLEDGE OF ALLEGIANCE
3. ADOPTION OF AGENDA
4. MAY MINUTES
5. PUBLIC COMMENT - Limited to Three Minutes Each Person
6. DIRECTOR'S REPORT - Jon Rembold
7. UNFINISHED BUSINESS - Chairman
8. NEW BUSINESS - Chairman
9. COMMITTEE UPDATES – Chairman
10. PUBLIC COMMENT - Limited to Three Minutes Each Person
11. FUTURE MEETINGS

Airports Board: The next meeting will be held on Thursday, July 18, 2019, 1:30 pm at the Beaufort County Government Building, County Council Chambers.

ADJOURNMENT

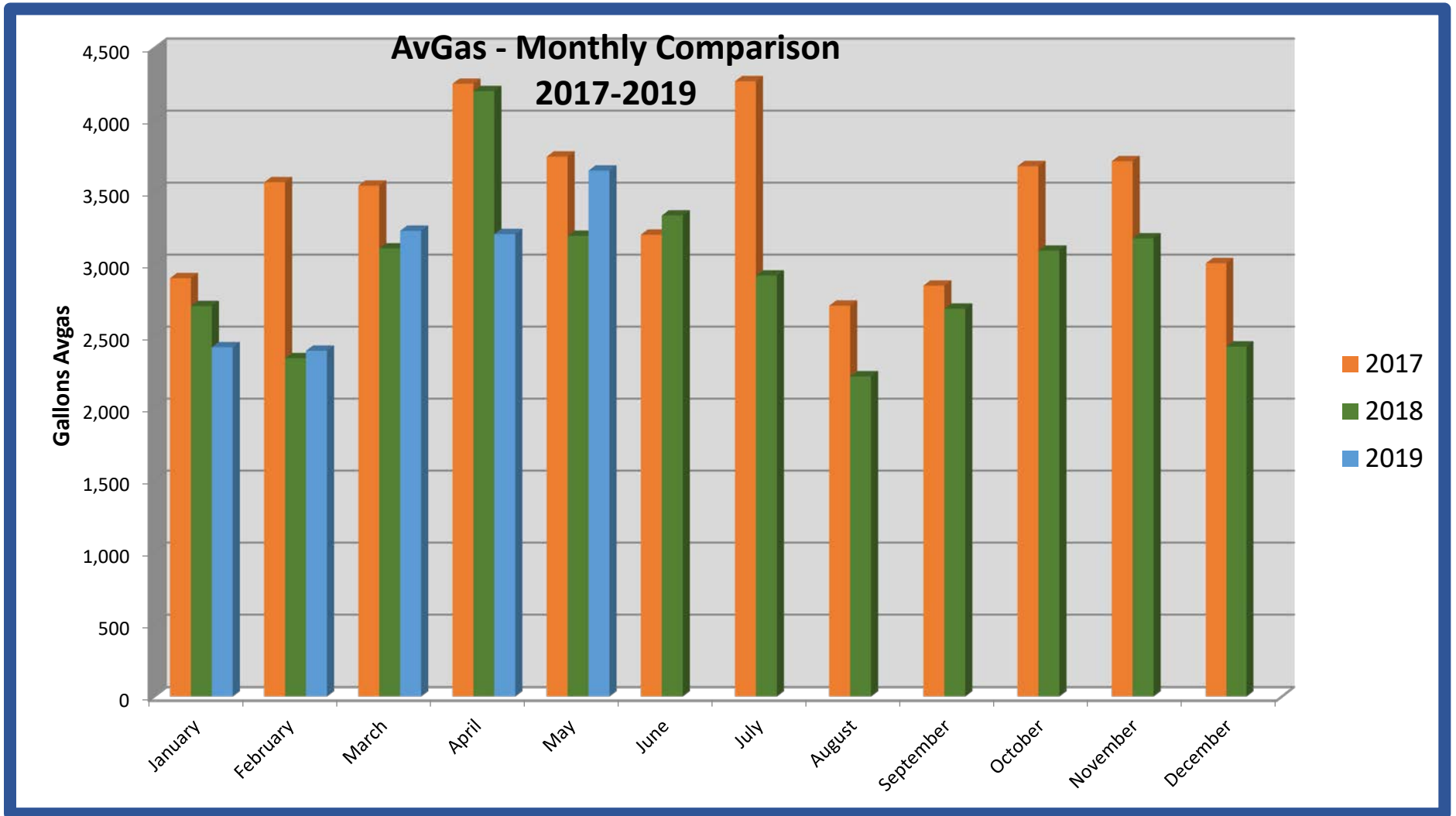


ARW FUEL OPS

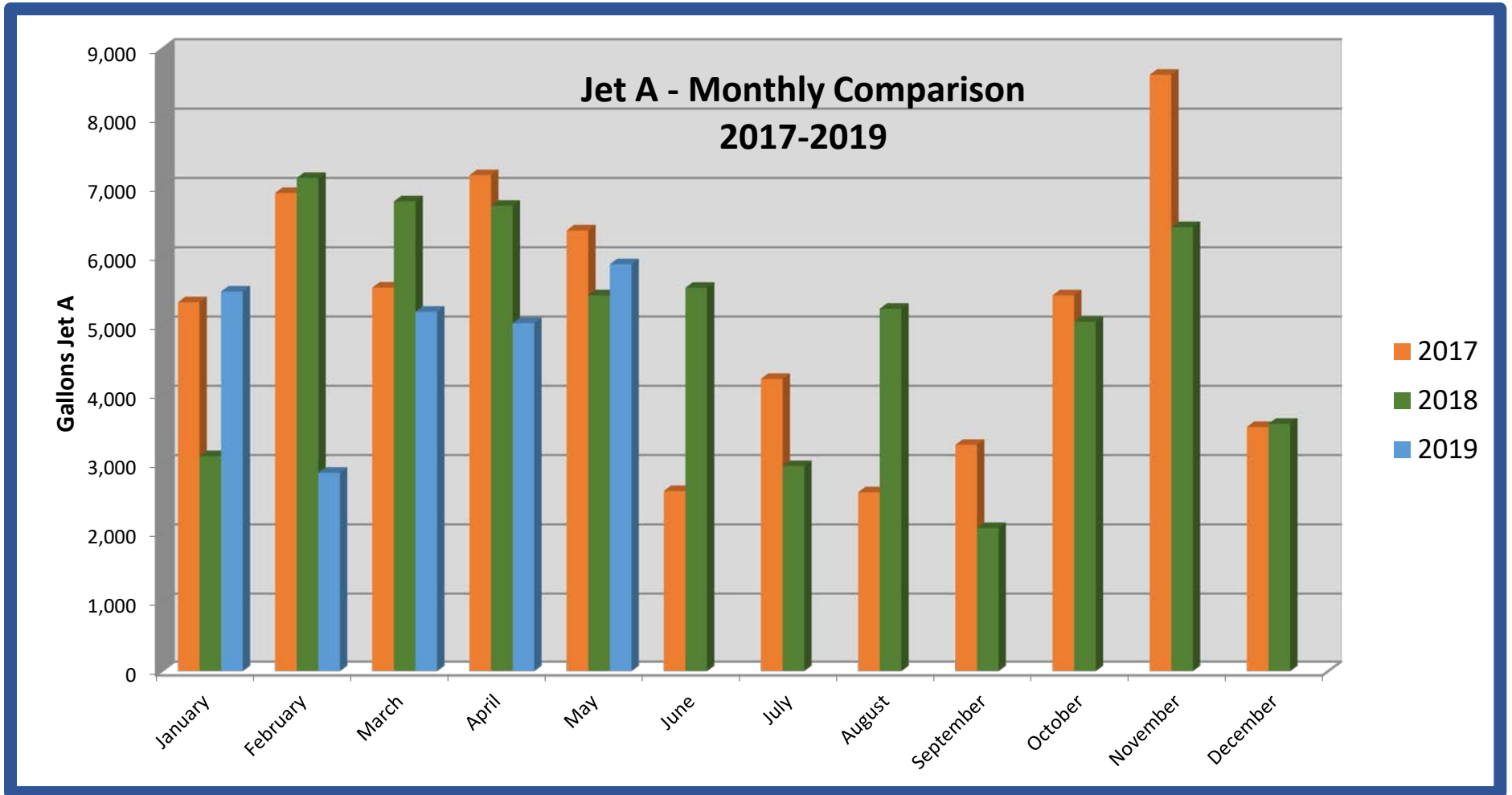
	Avgas	Jet A	Total Flow	Total Flight Ops		Avgas	Jet A	Total Flow	Total Flight Ops		Avgas	Jet A	Total Flow	Total Flight Ops
2019					2018					2017				
January	2,422	5,502	7,924	**	January	2,708	3,126	5,834	** Unk	January	2,902	5,347	8,249	1,744
February	2,398	2,886	5,284	1,290	February	2,346	7,141	9,487	1,428	February	3,568	6,924	10,492	2,110
March	3,231	5,210	8,441	1,739	March	3,108	6,803	9,911	2,031	March	3,544	5,559	9,103	2,023
April	3,208	5,046	8,254	1,833	April	4,201	6,739	10,940	2,240	April	4,252	7,181	11,433	2,285
May	3,649	5,896	9,545	**	May	3,196	5,447	8,643	1,852	May	3,746	6,384	10,130	2,105
June					June	3,337	5,556	8,893	1,910	June	3,204	2,623	5,827	1,253
July					July	2,920	2,983	5,903	1,105	July	4,270	4,241	8,511	1,729
August					August	2,220	5,254	7,474	1,622	August	2,711	2,605	5,316	1,202
September					September	2,690	2,089	4,779	989	September	2,850	3,289	6,139	** Unk
October					October	3,093	5,065	8,158	1,866	October	3,680	5,447	9,127	** Unk
November					November	3,178	6,431	9,609	** Unk	November	3,714	8,630	12,344	** Unk
December					December	2,427	3,593	6,020	** Unk	December	3,006	3,547	6,553	** Unk
2019 Total	14,908	24,540	39,448	4,862	2018 Total	35,424	60,227	95,651	15,043	2017 Total	41,447	61,777	103,224	14,451

(NOTE: ** Unknown. Counters are inoperable)

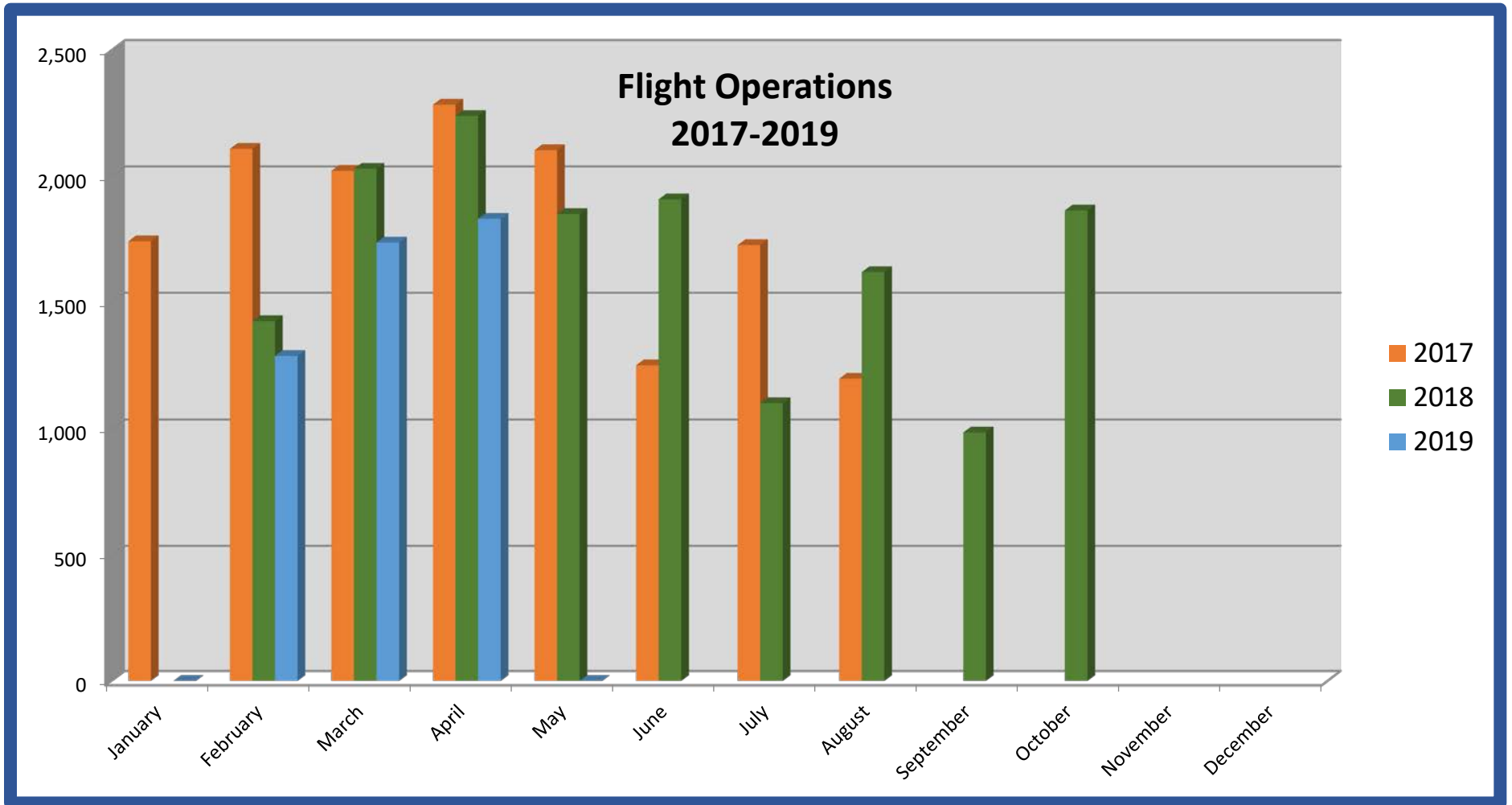
ARW FUEL



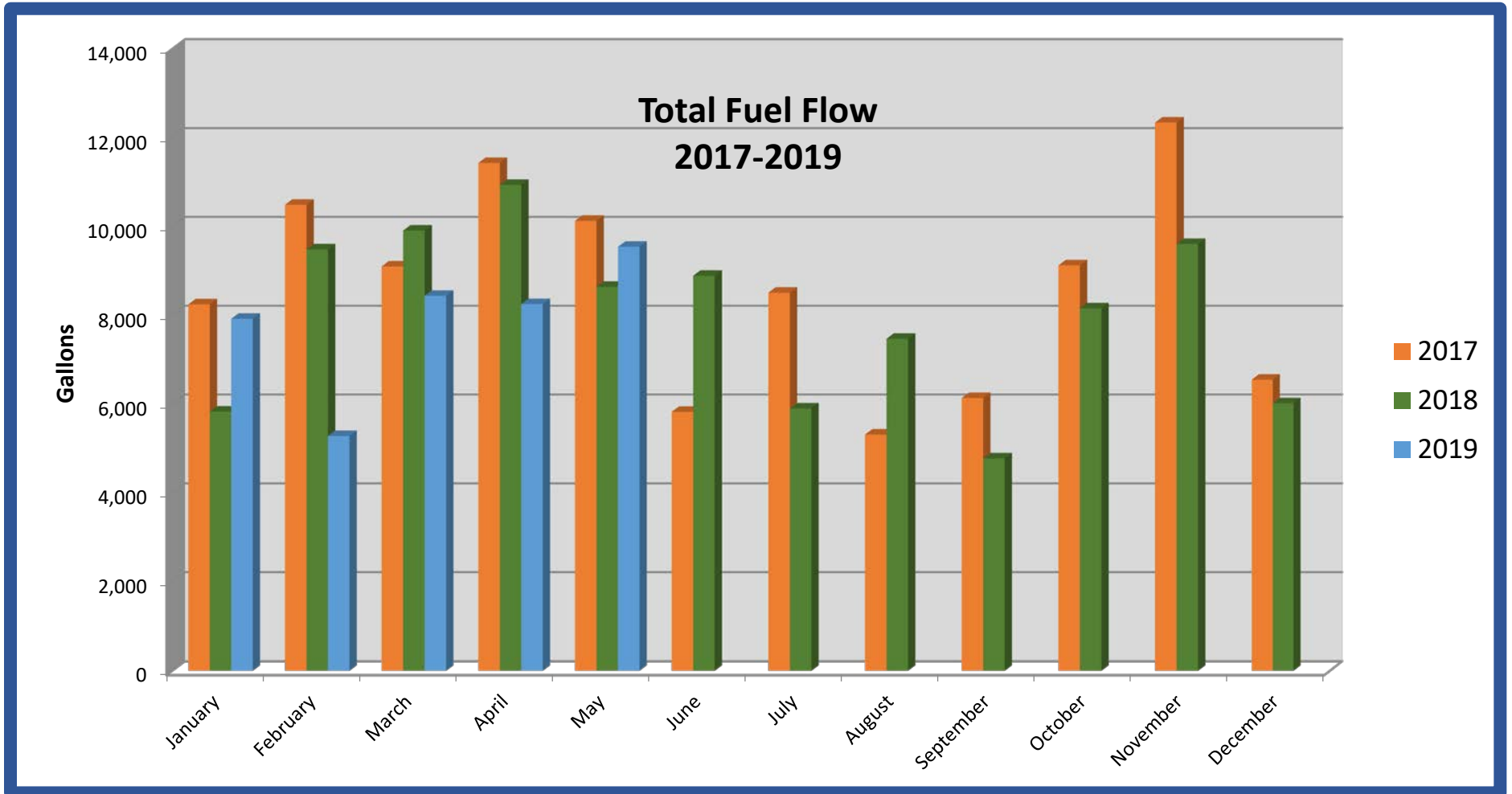
ARW FUEL



ARW FUEL



ARW FUEL

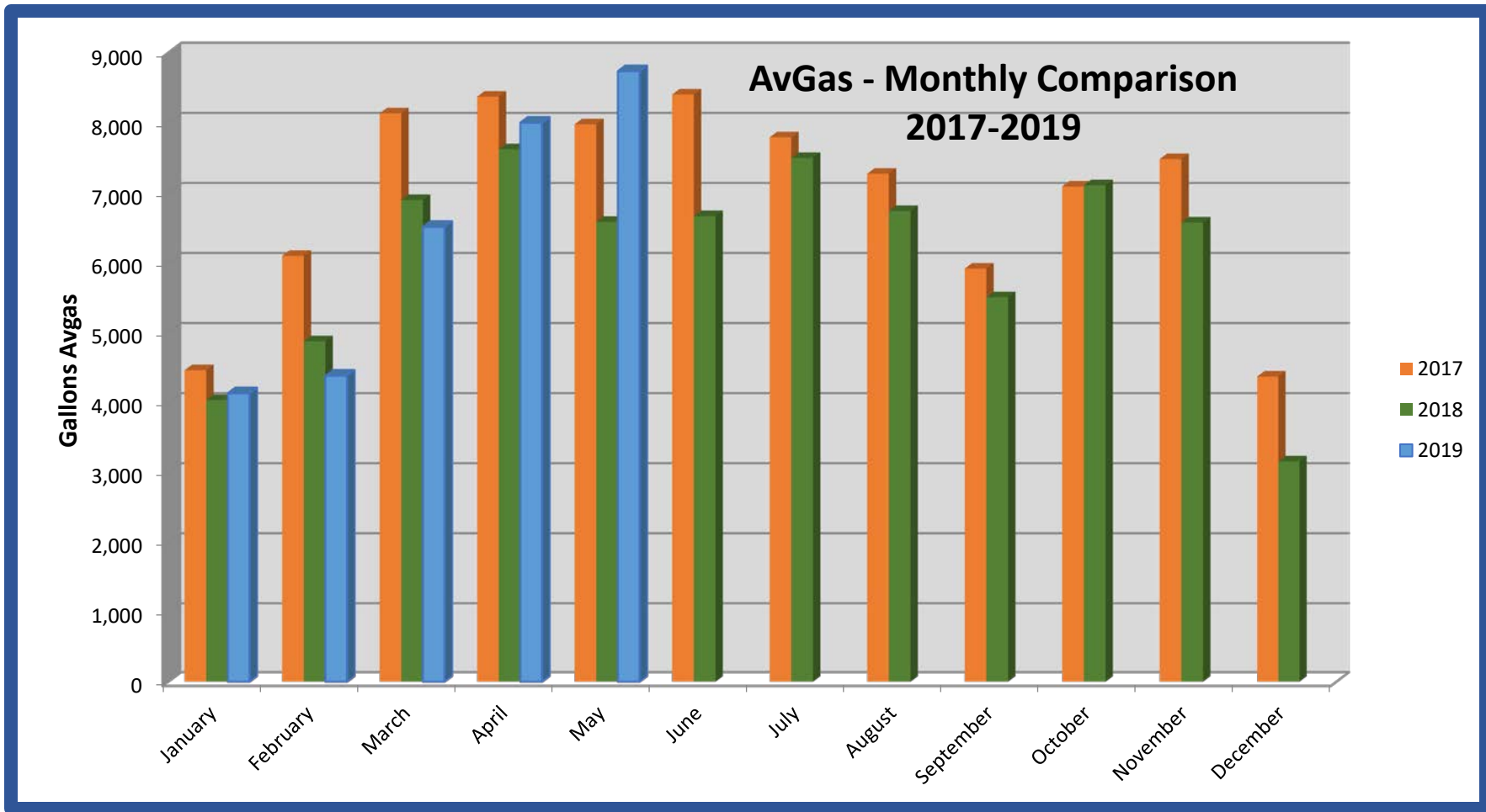


HXD FUEL

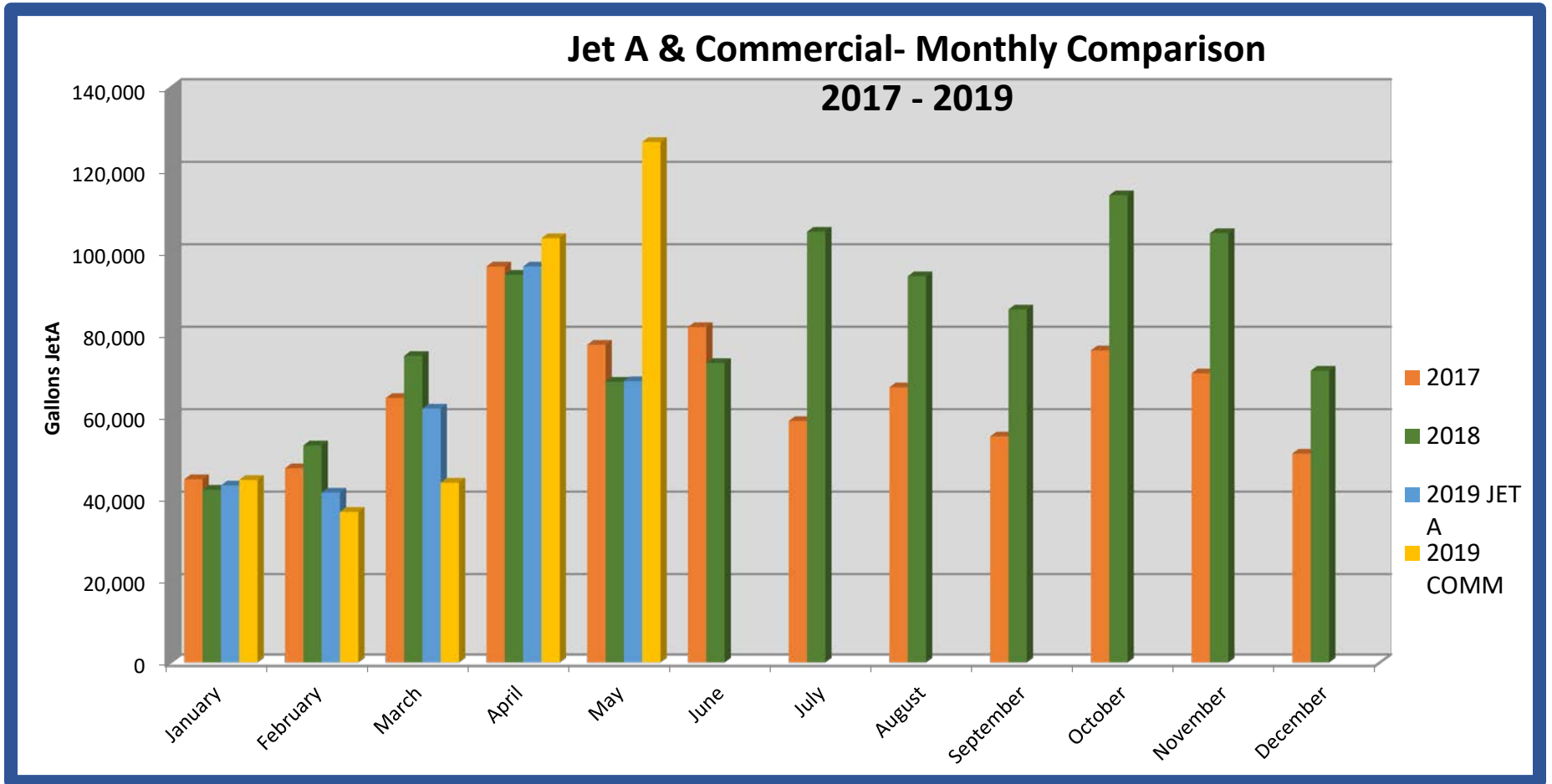
HXD FUEL OPS

	Avgas	Jet A	Comm	Total Flow		Avgas	Jet A	Total Flow			Avgas	Jet A	Total Flow
2019					2018				2017				
January	4,139	43,517	44,853	92,509	January	4,041	42,497	46,538	January	4,467	45,026	49,493	
February	4,390	41,791	37,115	83,296	February	4,880	53,227	58,107	February	6,099	47,695	53,794	
March	6,514	62,174	44,195	112,883	March	6,896	74,934	81,830	March	8,133	64,731	72,864	
April	8,001	96,630	103,484	208,115	April	7,621	94,628	102,249	April	8,371	96,634	105,005	
May	8,735	68,810	126,833	204,378	May	6,585	68,675	75,260	May	7,977	77,640	85,617	
June					June	6,666	73,235	79,901	June	8,402	81,923	90,325	
July					July	7,496	105,053	112,549	July	7,791	59,155	66,946	
August					August	6,739	94,267	101,006	August	7,271	67,324	74,595	
September					September	5,508	86,201	91,709	September	5,917	55,400	61,317	
October					October	7,107	113,912	121,019	October	7,089	76,303	83,392	
November					November	6,575	104,722	111,297	November	7,480	70,708	78,188	
December					December	3,165	71,363	74,528	December	4,376	51,252	55,628	
2019 Total	31,779	312,922	356,480	701,181	2018 Total	73,279	982,714	1,055,993	2017 Total	83,373	793,791	877,164	

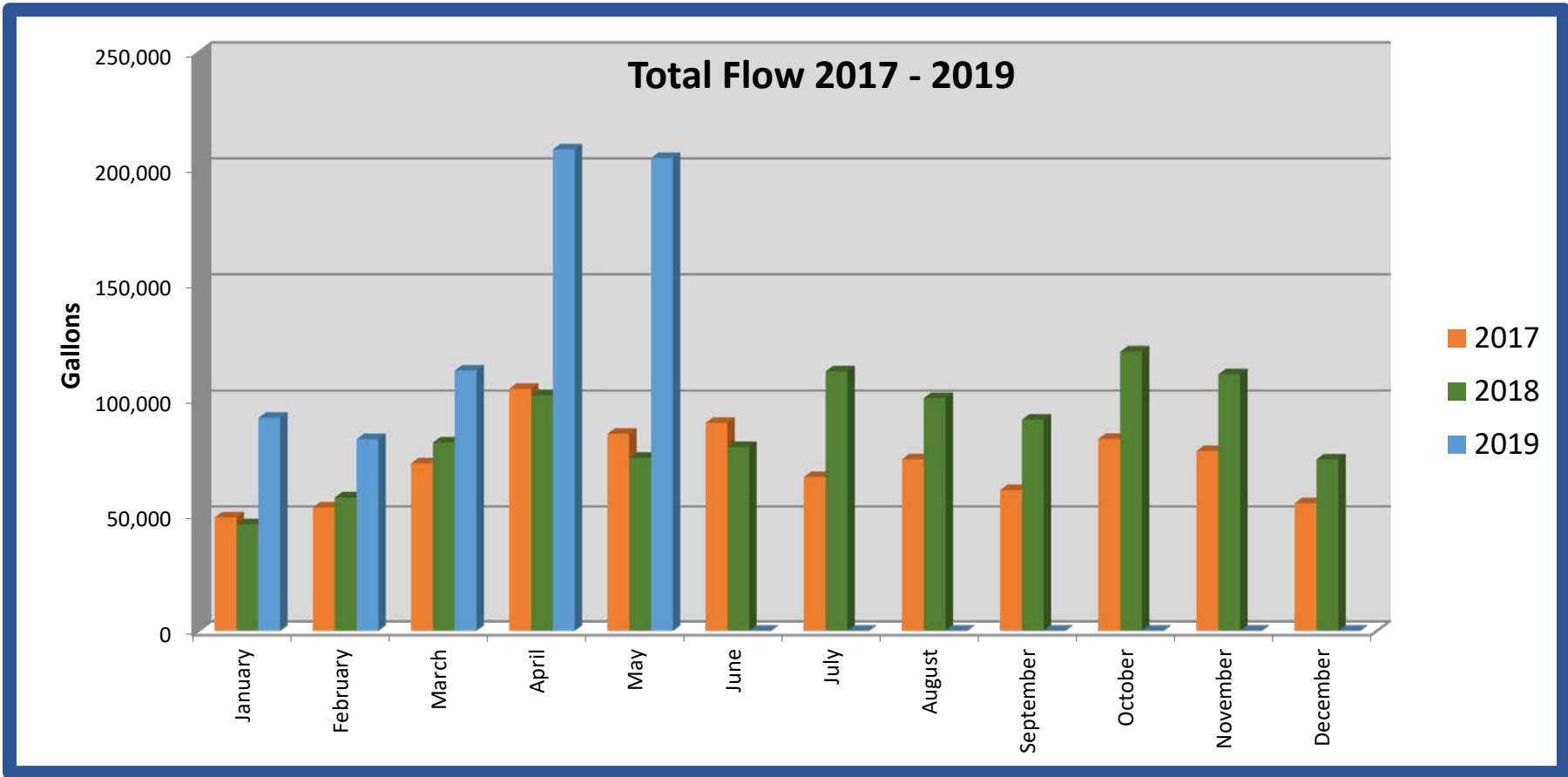
HXD FUEL



HXD FUEL



HXD FUEL



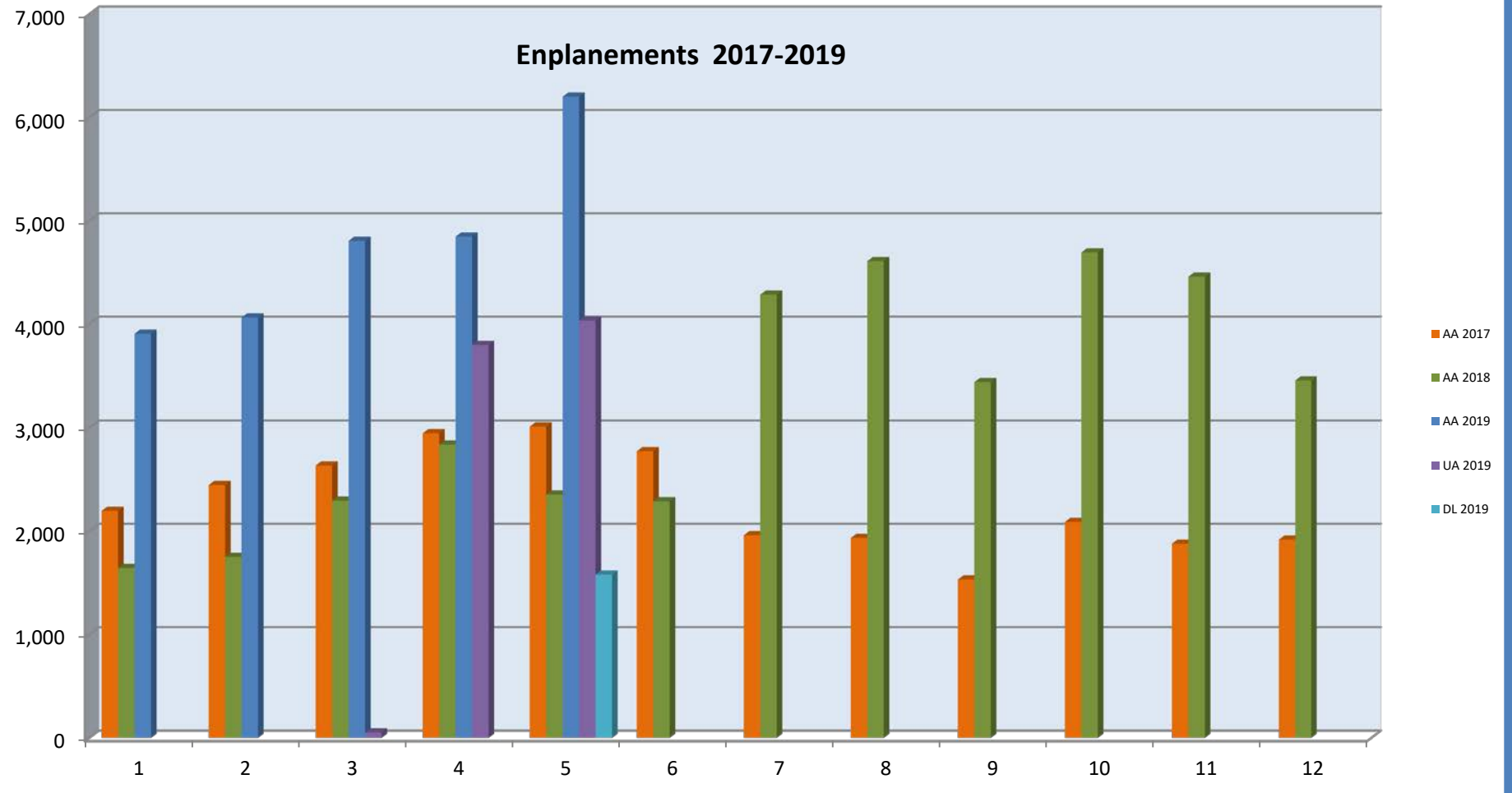
HXD ENPLANEMENT/DEPLANEMENT

HILTON HEAD ISLAND PASSENGER ENPLANEMENTS(departures) 2014-2025													
	2014 AA	2015 AA	2016 AA	2017 AA	2018 AA	2019 AA	2019 UA	2020 DL	2021	2022	2023	2024	2025
JAN	2,725	2,896	2,032	2,197	1,644	3906							
FEB	2,182	2,418	2,011	2,447	1,751	4,063							
MAR	4,782	3,318	3,099	2,636	2,296	4,805	53						
APR	5,301	3,664	2,941	2,948	2,838	4,846	3,797						
MAY	5,907	4,169	3,196	3,013	2,355	6,200	4,033	1,580					
JUN	5,337	3,696	2,749	2,774	2,289								
JUL	5,712	3,731	2,722	1,961	4,284								
AUG	5,507	3,574	2,822	1,935	4,608								
SEP	4,547	3,041	2,788	1,533	3,438								
OCT	5,395	3,267	1,814	2,090	4,693								
NOV	4,056	2,691	2,348	1,879	4,458								
DEC	3,224	1,733	2,398	1,919	3,454								
TOTALS	54,675	38,198	30,920	27,332	38,108	23,820	7,883	1,580	0	0	0	0	0

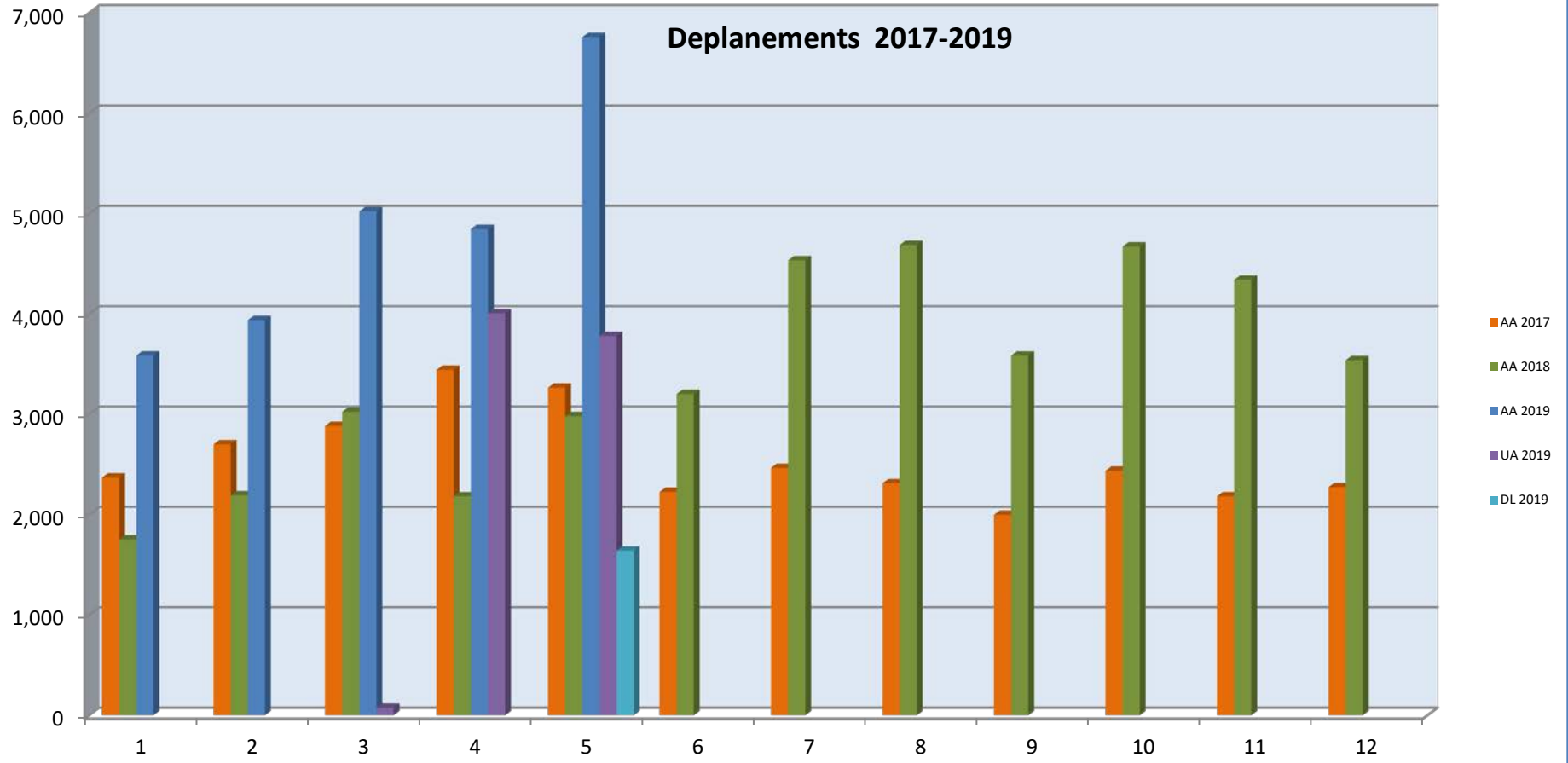
HILTON HEAD ISLAND PASSENGER DEPLANEMENTS(arrivals) 2014-2025													
	2014 AA	2015 AA	2016 AA	2017 AA	2018 AA	2019 AA	2019 UA	2020 DL	2021	2022	2023	2024	2025
JAN	2,523	2,643	1,909	2,369	1,752	3,585							
FEB	2,382	2,637	2,094	2,700	2,192	3,938							
MAR	5,510	3,630	3,515	2,883	3,024	5,022	74						
APR	5,477	3,830	3,100	3,442	2,181	4,846	4,006						
MAY	6,131	4,396	3,467	3,265	2,981	6,759	3,780	1,641					
JUN	5,887	4,033	3,098	2,226	3,202								
JUL	6,070	4,159	3,421	2,465	4,534								
AUG	5,865	3,677	3,257	2,312	4,687								
SEP	4,448	3,424	3,092	1,998	3,584								
OCT	5,472	3,405	1,969	2,437	4,672								
NOV	3,878	2,745	2,385	2,182	4,340								
DEC	3,272	1,709	2,444	2,274	3,538								
TOTALS	56,915	40,288	33,751	30,553	40,687	24,150	7,860	1,641	0	0	0	0	0

TOTAL PASSENGER ENPLANEMENTS & DEPLANEMENTS 2014-2025													
	2014 AA	2015 AA	2,016 AA	2017 AA	2018 AA	2019 AA	2019 UA	2020 DL	2021	2022	2023	2024	2025
JAN	5,248	5,539	3,941	4,566	3,396	7,491							
FEB	4,564	5,055	4,105	5,147	3,943	8,001							
MAR	10,292	6,948	6,614	5,519	5,320	9,827	127						
APR	10,778	7,494	6,041	6,390	5,019	9,692	7,803						
MAY	12,038	8,565	6,663	6,278	5,336	12,959	7,813	3,221					
JUN	11,224	7,729	5,847	5,000	5,491								
JUL	11,782	7,890	6,143	4,426	8,818								
AUG	11,372	7,251	6,079	4,247	9,295								
SEP	8,995	6,465	5,880	3,531	7,022								
OCT	10,867	6,672	3,783	4,527	9,365								
NOV	7,934	5,436	4,733	4,061	8,798								
DEC	6,496	3,442	4,842	4,193	6,992								
TOTALS	111,590	78,486	64,671	57,885	78,795	47,970	15,743	3,221	0	0	0	0	0

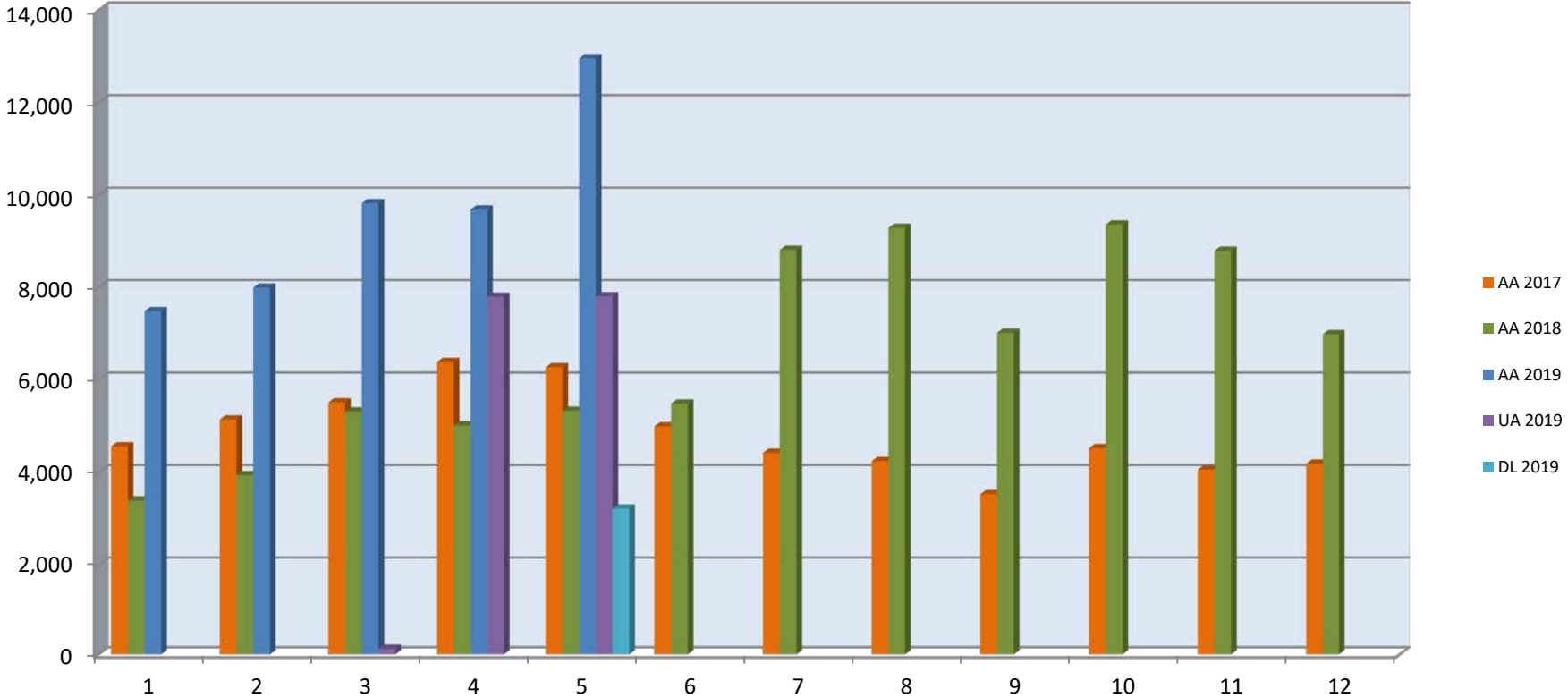
Enplanements 2017-2019



Deplanements 2017-2019



Total Commercial Pax 2017-2019



HXD TOWER REPORT

ITINERANT			LOCAL										YTD Total
TOWER	AIR TAXI	GA	MILITARY	LOCAL GA	LOCAL MIL	VFR	IFR	Total	After Hrs. GA	After Hrs. Comm	Total Ops	Ops	
January	248	1,265	26	198	32	1,012	923	1,935	29	0	1,964	1,964	
February	202	1,107	39	189	24	806	904	1,710	24	0	1,734	3,698	
March	337	1,780	28	276	74	1,421	1,254	2,675	31	0	2,706	6,404	
April	466	2,028	36	120	74	1,278	1,774	3,052	30	0	3,052	9,456	
May	320	2,206	29	144	48	1,495	1,643	3,138	28	0	3,166	9,456	
June												9,456	
July												9,456	
August												9,456	
September												9,456	
October												9,456	
November												9,456	
December												9,456	
TOTALS 2019	1,573	8,386	158	927	252	6,012	6,498	12,510	142	0	12,652		
ITINERANT			LOCAL										YTD Total
TOWER	AIR TAXI	GA	MILITARY	LOCAL GA	LOCAL MIL	VFR	IFR	Total	After Hrs. GA	After Hrs. Comm	Total Ops	Ops	
January	321	1,041	19	132	21	765	769	1,534	0	0	1,534	1,534	
February	368	1,312	28	202	20	683	1,247	1,930	0	0	1,930	3,464	
March	465	1,819	21	148	22	1,027	1,448	2,475	0	0	2,475	5,939	
April	584	2,207	11	138	22	1,578	1,384	2,962	0	0	2,962	8,901	
May	434	1,734	16	96	26	1,091	1,215	2,306	0	0	2,306	11,207	
June	411	2,030	13	180	12	1,385	1,261	2,646	0	0	2,646	13,853	
July	364	2,147	14	132	28	1,513	1,324	2,837	0	0	2,837	16,690	
August	302	1,921	22	150	52	1,466	1,161	2,627	0	30	2,657	19,347	
September	224	1,370	20	110	22	917	979	1,896	0	25	1,921	21,268	
October	341	1,819	21	175	70	1,228	1,379	2,607	0	29	2,636	23,904	
November	288	1,201	17	90	20	855	1,233	2,088	0	28	2,116	26,020	
December	201	1,129	9	100	10	716	896	1,612	0	26	1,638	27,658	
TOTALS 2018	4,303	19,730	211	1,653	325	13,224	14,296	27,520	0	138	27,658		
ITINERANT			LOCAL										YTD Total
TOWER	AIR TAXI	GA	MILITARY	LOCAL GA	LOCAL MIL	VFR	IFR	Total	After Hrs. GA	After Hrs. Comm	Total Ops	Ops	
January	308	1,154	18	200	92	984	788	1,772	65	3	1,840	1,840	
February	367	1,666	42	256	72	1,358	1,045	2,403	83	0	2,486	4,326	
March	448	1,902	24	312	22	1,206	1,503	2,709	96	0	2,805	7,131	
April	636	2,163	20	172	20	1,372	1,638	3,010	0	0	3,010	10,141	
May	548	2,073	28	334	8	1,590	1,401	2,991	0	0	2,991	13,132	
June	525	2,190	40	194	34	1,316	1,667	2,983	0	2	2,985	16,117	
July	463	2,360	17	204	30	1,853	1,221	3,074	0	0	3,074	19,191	
August	412	2,075	9	254	18	1,329	1,456	2,785	0	0	2,785	21,976	
September	383	1,500	18	146	4	1,003	1,048	2,051	0	0	2,051	24,027	
October	453	1,753	30	75	30	988	1,352	2,340	0	0	2,340	26,367	
November	436	1,741	39	100	6	1,138	1,184	2,322	0	0	2,322	28,689	
December	346	1,260	32	231	26	1,013	882	1,895	0	0	1,895	30,584	
TOTALS 2017	5,325	21,837	317	2,478	362	15,150	15,185	30,335	244	5	30,584		

