



AGENDA  
AIRPORTS BOARD  
Thursday, January 17, 2019  
1:30 p.m.  
**Town of Hilton Head, Council Chambers**

1. CALL TO ORDER
2. PLEDGE OF ALLEGIANCE
3. ADOPTION OF AGENDA
4. NOVEMBER MINUTES
5. PUBLIC COMMENT - Limited to Three Minutes Each Person
6. DIRECTOR'S REPORT - Jon Rembold
7. UNFINISHED BUSINESS - Chairman
8. NEW BUSINESS - Chairman
  - TBE Work Authorization 2119-1808 for Summit Drive-Runway 03-21 Off Airport Tree Mitigation – Construction Phase Services
  - Lady's Island Plan – BCAB Letter
9. PUBLIC COMMENT - Limited to Three Minutes Each Person
10. FUTURE MEETINGS

Airports Board: The next meeting will be held on Thursday, February 21, 2019, 1:30 pm at the Beaufort County Government Building, County Council Chambers.

**ADJOURNMENT**



## ARW FUEL OPS

	Avgas	Jet A	Total Flow	Total Flight Ops		Avgas	Jet A	Total Flow	Total Flight Ops		Avgas	Jet A	Total Flow	Total Flight Ops
<b>2018</b>					<b>2017</b>					<b>2016</b>				
<b>January</b>	2,708	3,126	5,834	0	<b>January</b>	2,902	5,347	8,249	1,744	<b>January</b>	1,982	4,494	6,476	1,274
<b>February</b>	2,346	7,141	9,487	1,428	<b>February</b>	3,568	6,924	10,492	2,110	<b>February</b>	2,598	4,619	7,217	1,679
<b>March</b>	3,108	6,803	9,911	2,031	<b>March</b>	3,544	5,559	9,103	2,023	<b>March</b>	3,322	4,684	8,006	1,766
<b>April</b>	4,201	6,739	10,940	2,240	<b>April</b>	4,252	7,181	11,433	2,285	<b>April</b>	3,947	6,251	10,198	2,134
<b>May</b>	3,196	5,447	8,643	1,852	<b>May</b>	3,746	6,384	10,130	2,105	<b>May</b>	2,780	8,072	10,852	2,177
<b>June</b>	3,337	5,556	8,893	1,910	<b>June</b>	3,204	2,623	5,827	1,253	<b>June</b>	2,574	8,105	10,679	2,198
<b>July</b>	2,920	2,983	5,903	1,105	<b>July</b>	4,270	4,241	8,511	1,729	<b>July</b>	2,946	4,513	7,459	1,694
<b>August</b>	2,220	5,254	7,474	1,622	<b>August</b>	2,711	2,605	5,316	1,202	<b>August</b>	2,930	1,877	4,807	1,082
<b>September</b>	2,690	2,089	4,779	989	<b>September</b>	2,850	3,289	6,139	** Unk	<b>September</b>	3,046	4,217	7,263	1,805
<b>October</b>	3,093	5,065	8,158	1,866	<b>October</b>	3,680	5,447	9,127	** Unk	<b>October</b>	2,708	5,316	8,024	1,910
<b>November</b>	3,178	6,431	9,609	** Unk	<b>November</b>	3,714	8,630	12,344	** Unk	<b>November</b>	4,909	5,043	9,952	2,042
<b>December</b>	2,427	3,593	6,020	** Unk	<b>December</b>	3,006	3,547	6,553	** Unk	<b>December</b>	2,090	6,638	8,728	1,882
<b>2018 Total</b>	<b>35,424</b>	<b>60,227</b>	<b>95,651</b>	<b>15,043</b>	<b>2017 Total</b>	<b>41,447</b>	<b>61,777</b>	<b>103,224</b>	<b>14,451</b>	<b>2016 Total</b>	<b>35,832</b>	<b>63,829</b>	<b>99,661</b>	<b>21,643</b>

Sept.2017-Dec. 2017

(NOTE: \*\* Unknown. Counters were inoperable due to Hurricane Irma)

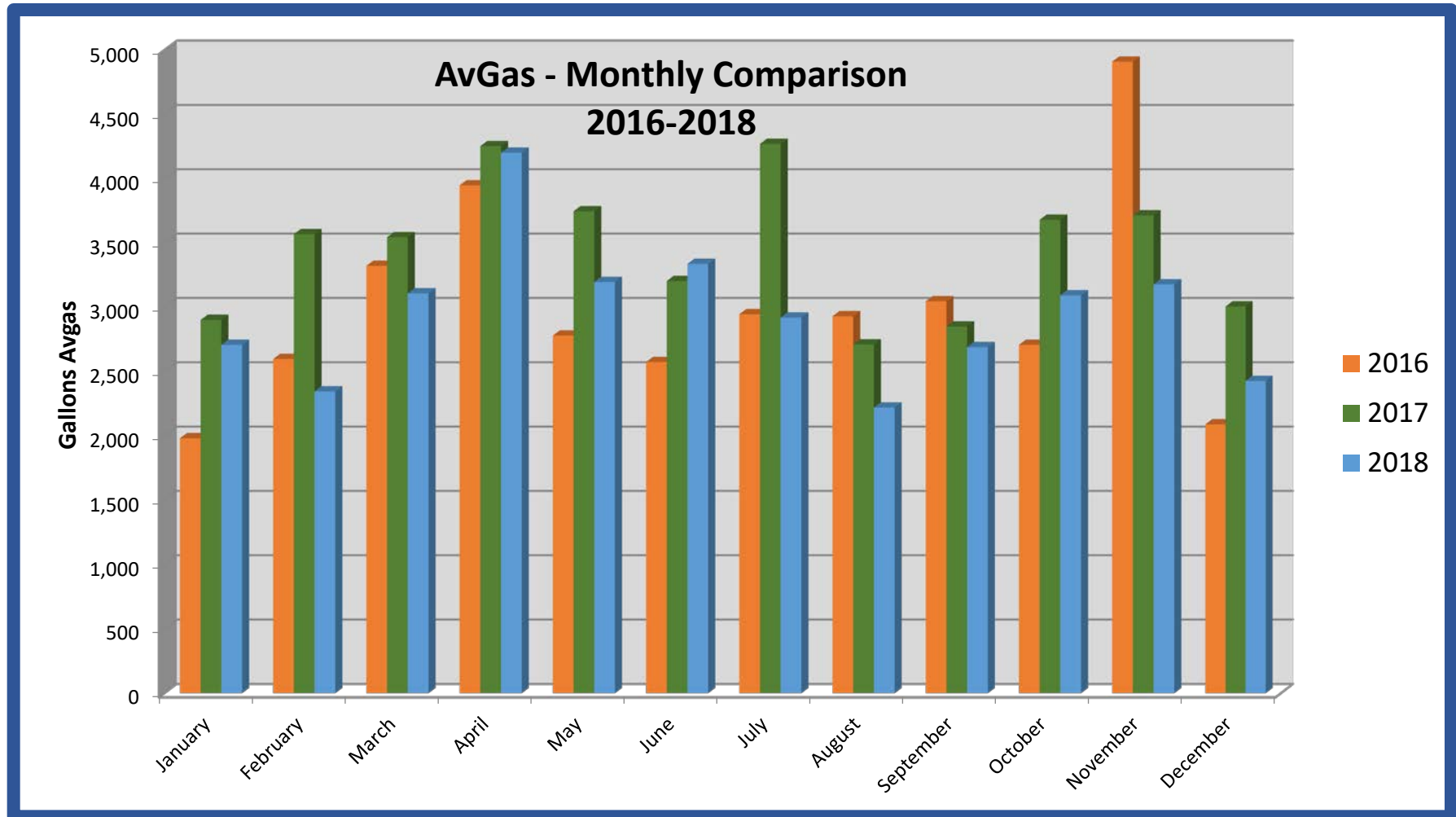
Nov-18

(NOTE: \*\* Unknown. Counters were inoperable due to damaged count hose).

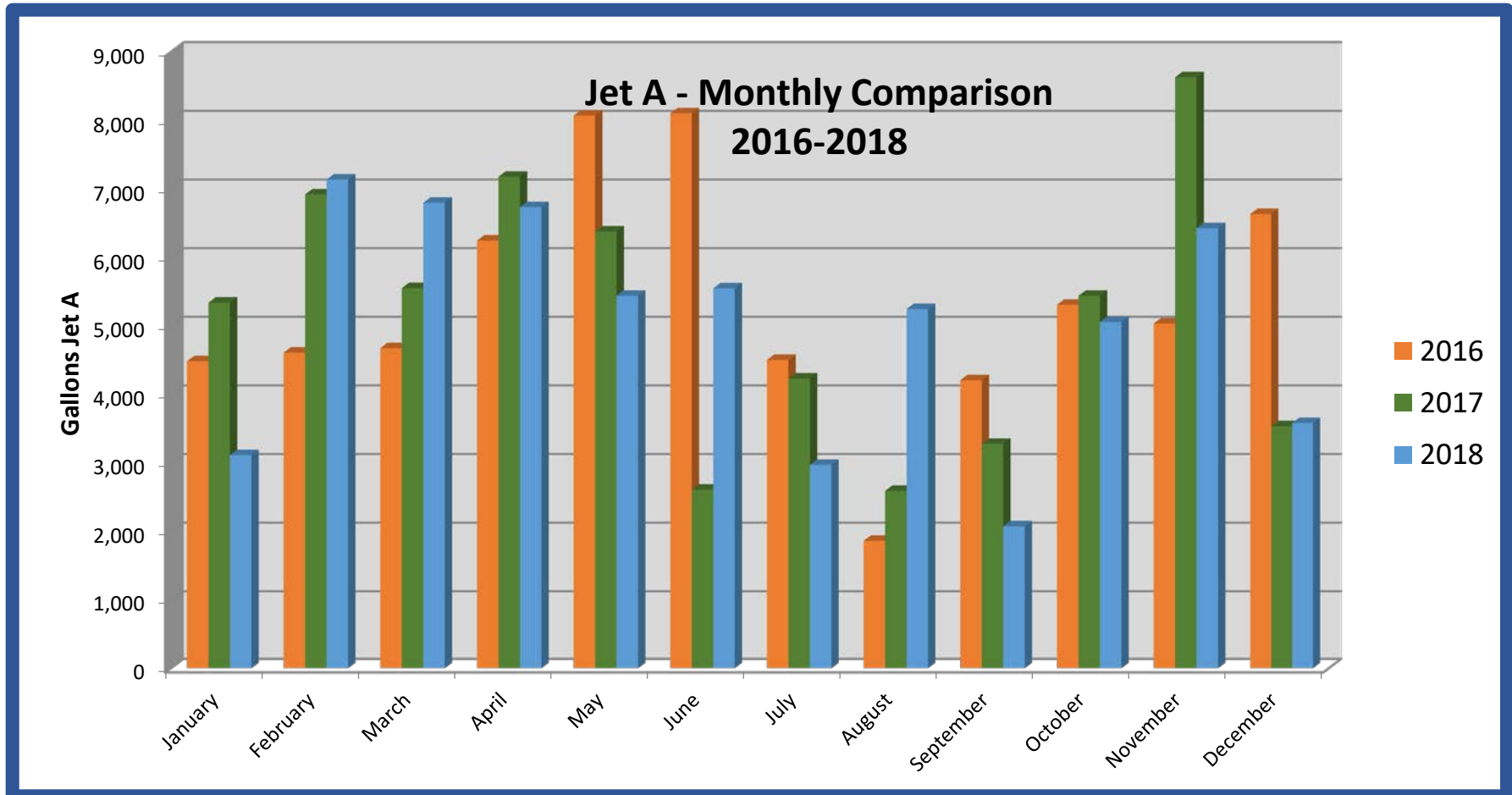
Dec-18

(NOTE: \*\* Unknown. Counters were inoperable due to damaged count hose).

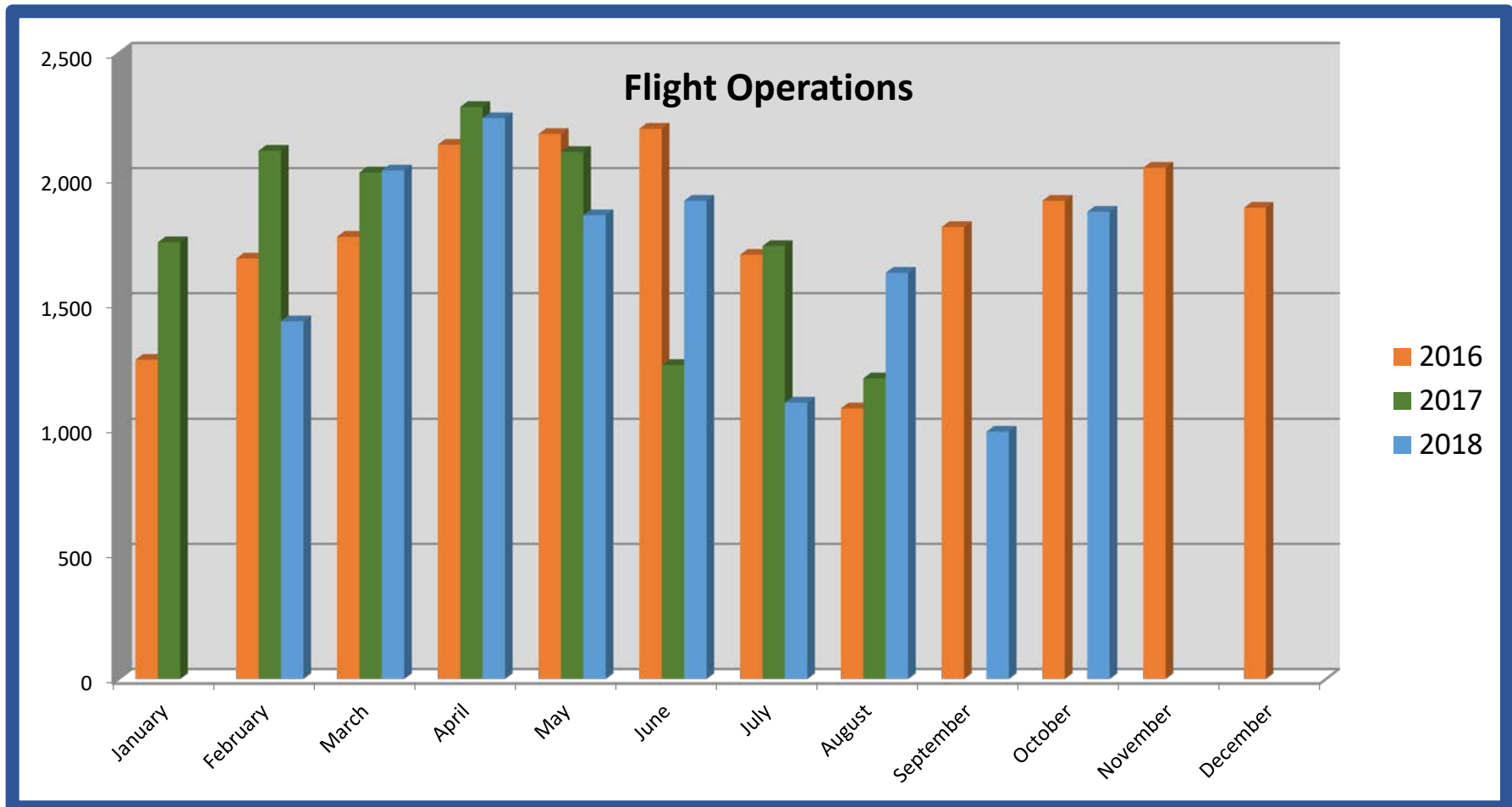
# ARW FUEL



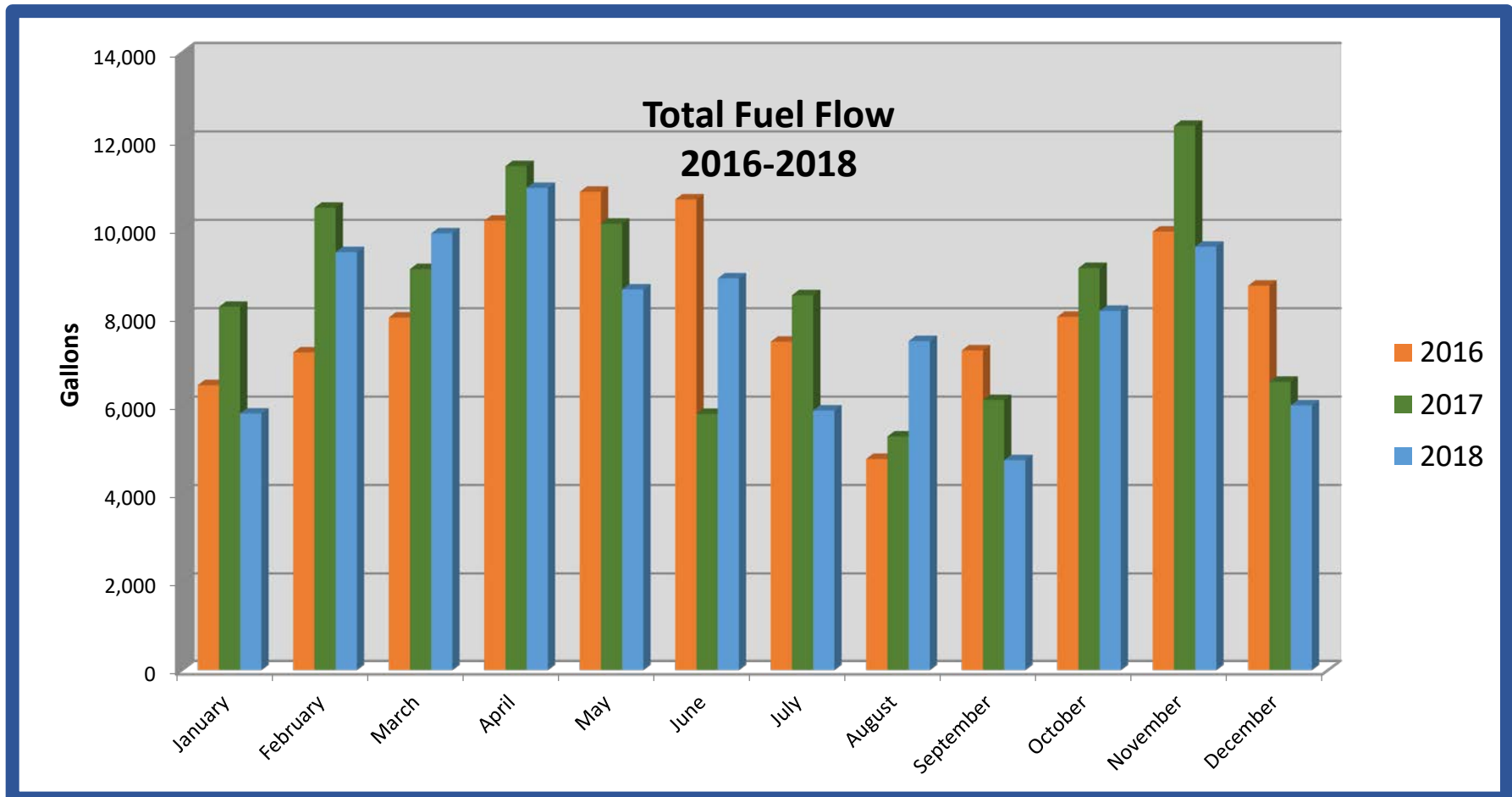
# ARW FUEL



# ARW FUEL



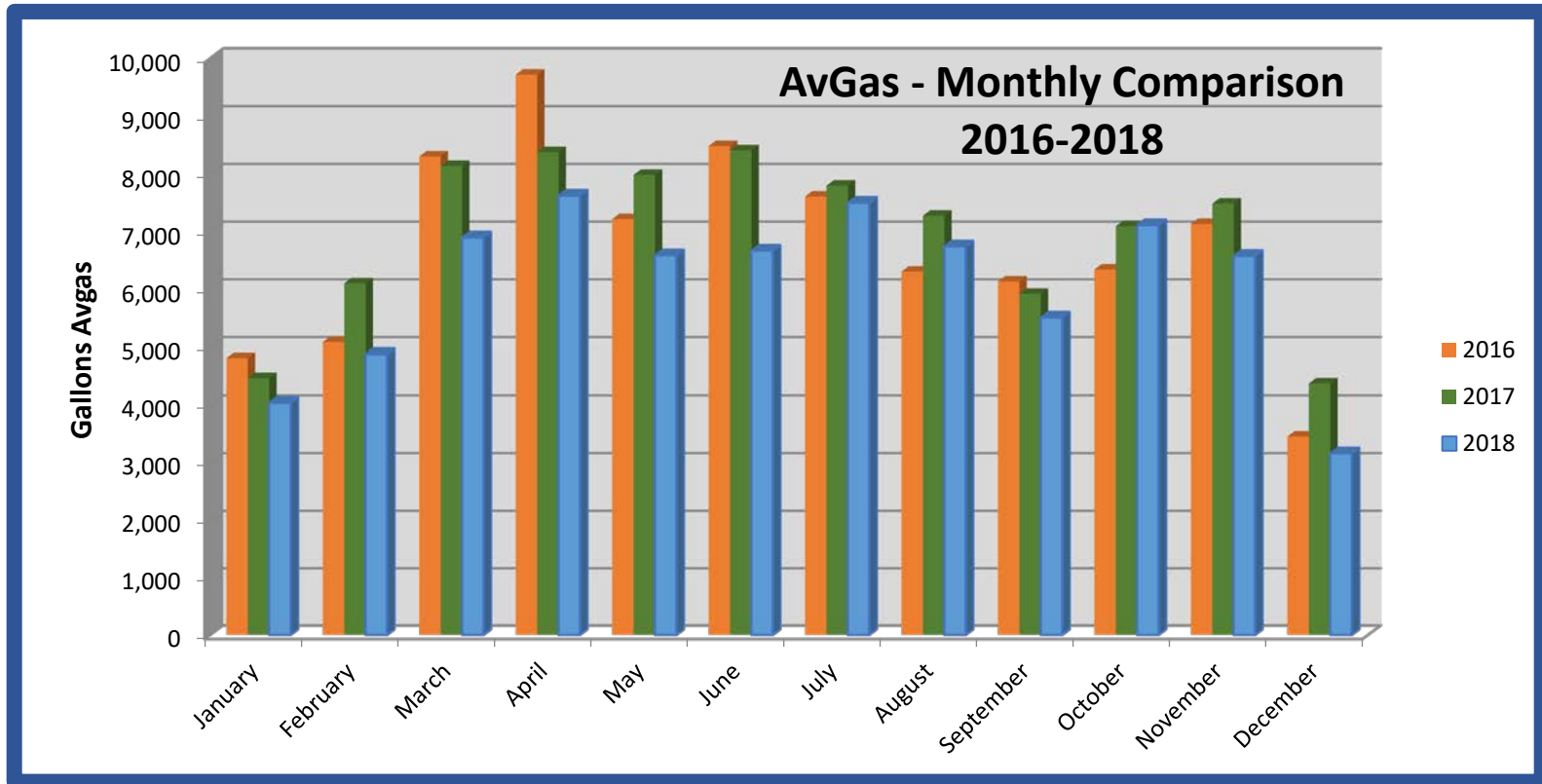
# ARW FUEL



## HXD FUEL OPS

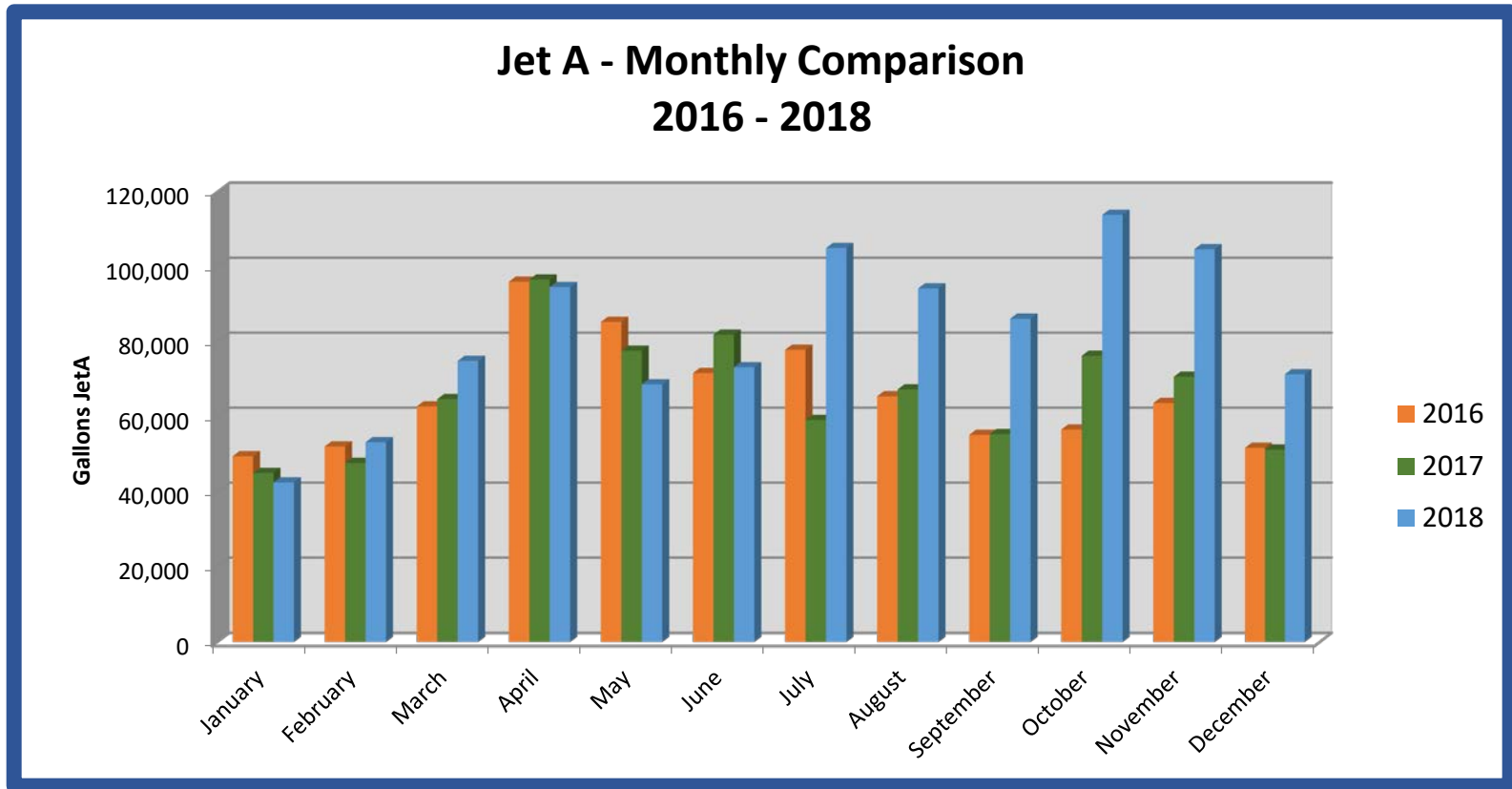
	Avgas	Jet A	Total Flow		Avgas	Jet A	Total Flow		Avgas	Jet A	Total Flow
<b>2018</b>				<b>2017</b>				<b>2016</b>			
<b>January</b>	4,041	42,497	46,538	<b>January</b>	4,467	45,026	49,493	<b>January</b>	4,813	49,489	54,302
<b>February</b>	4,880	53,227	58,107	<b>February</b>	6,099	47,695	53,794	<b>February</b>	5,082	52,104	57,186
<b>March</b>	6,896	74,934	81,830	<b>March</b>	8,133	64,731	72,864	<b>March</b>	8,296	62,786	71,082
<b>April</b>	7,621	94,628	102,249	<b>April</b>	8,371	96,634	105,005	<b>April</b>	9,714	96,077	105,791
<b>May</b>	6,585	68,675	75,260	<b>May</b>	7,977	77,640	85,617	<b>May</b>	7,211	85,347	92,558
<b>June</b>	6,666	73,235	79,901	<b>June</b>	8,402	81,923	90,325	<b>June</b>	8,476	71,700	80,176
<b>July</b>	7,496	105,053	112,549	<b>July</b>	7,791	59,155	66,946	<b>July</b>	7,602	77,893	85,495
<b>August</b>	6,739	94,267	101,006	<b>August</b>	7,271	67,324	74,595	<b>August</b>	6,301	65,499	71,800
<b>September</b>	5,508	86,201	91,709	<b>September</b>	5,917	55,400	61,317	<b>September</b>	6,130	55,190	61,320
<b>October</b>	7,107	113,912	121,019	<b>October</b>	7,089	76,303	83,392	<b>October</b>	6,338	56,624	62,962
<b>November</b>	6,575	104,722	111,297	<b>November</b>	7,480	70,708	78,188	<b>November</b>	7,127	63,711	70,838
<b>December</b>	3,165	71,363	74,528	<b>December</b>	4,376	51,252	55,628	<b>December</b>	3,455	51,740	55,195
<b>2018 Total</b>	<b>73,279</b>	<b>982,714</b>	<b>1,055,993</b>	<b>2017 Total</b>	<b>83,373</b>	<b>793,791</b>	<b>877,164</b>	<b>2016 Total</b>	<b>80,545</b>	<b>788,160</b>	<b>868,705</b>

# HXD FUEL

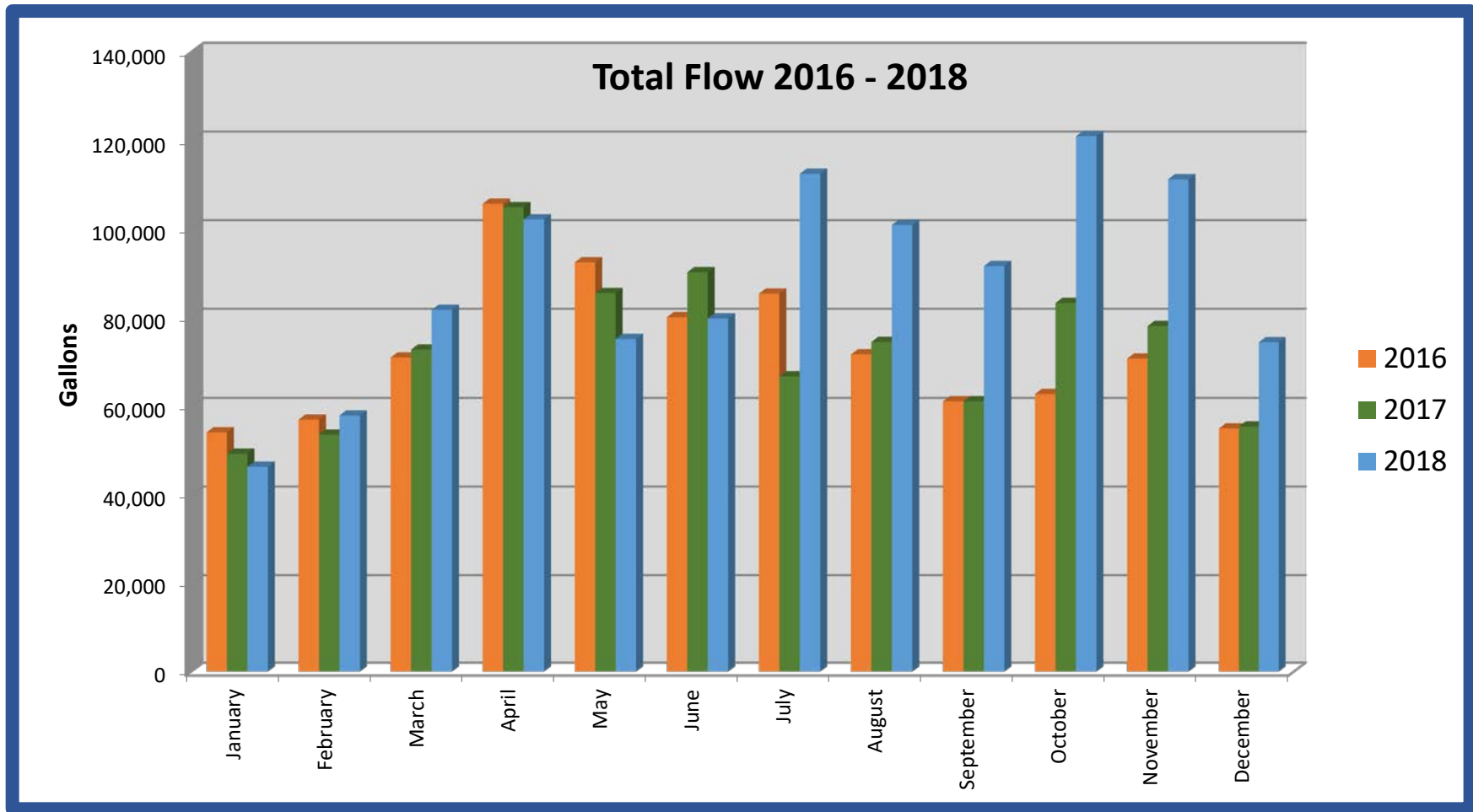




# HXD FUEL



# HXD FUEL

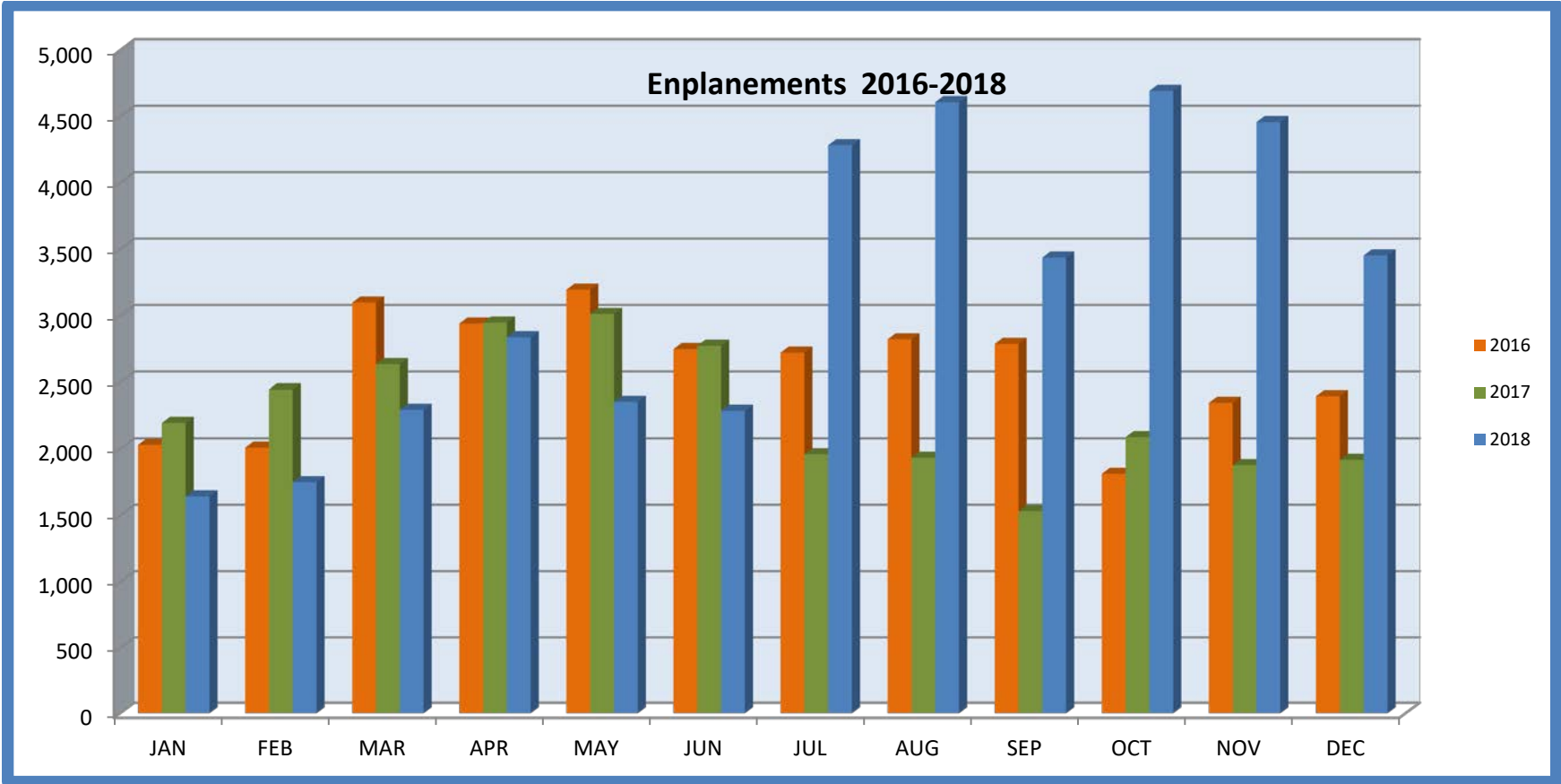


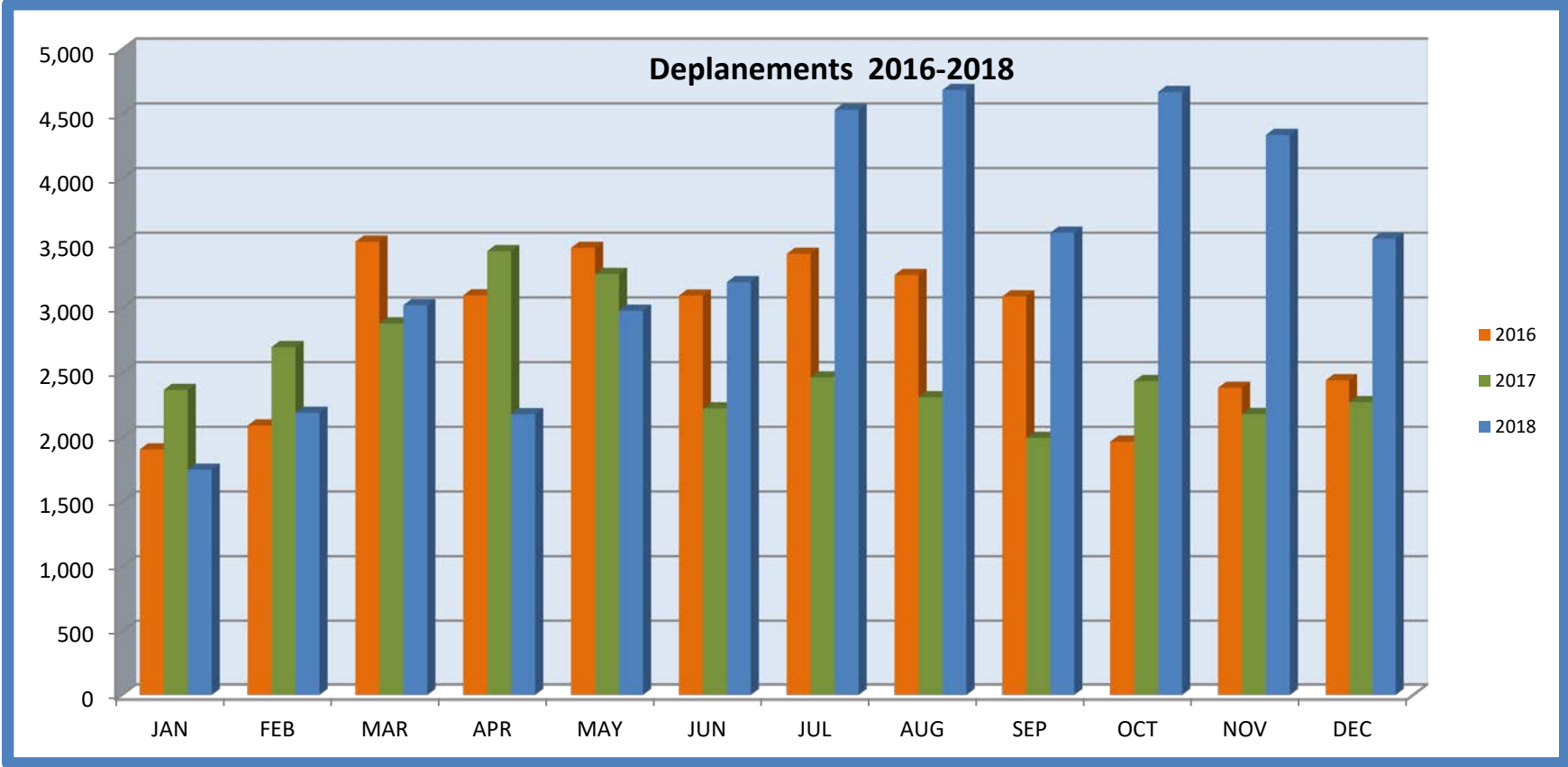
HXD ENPLANEMENT/DEPLANEMENT

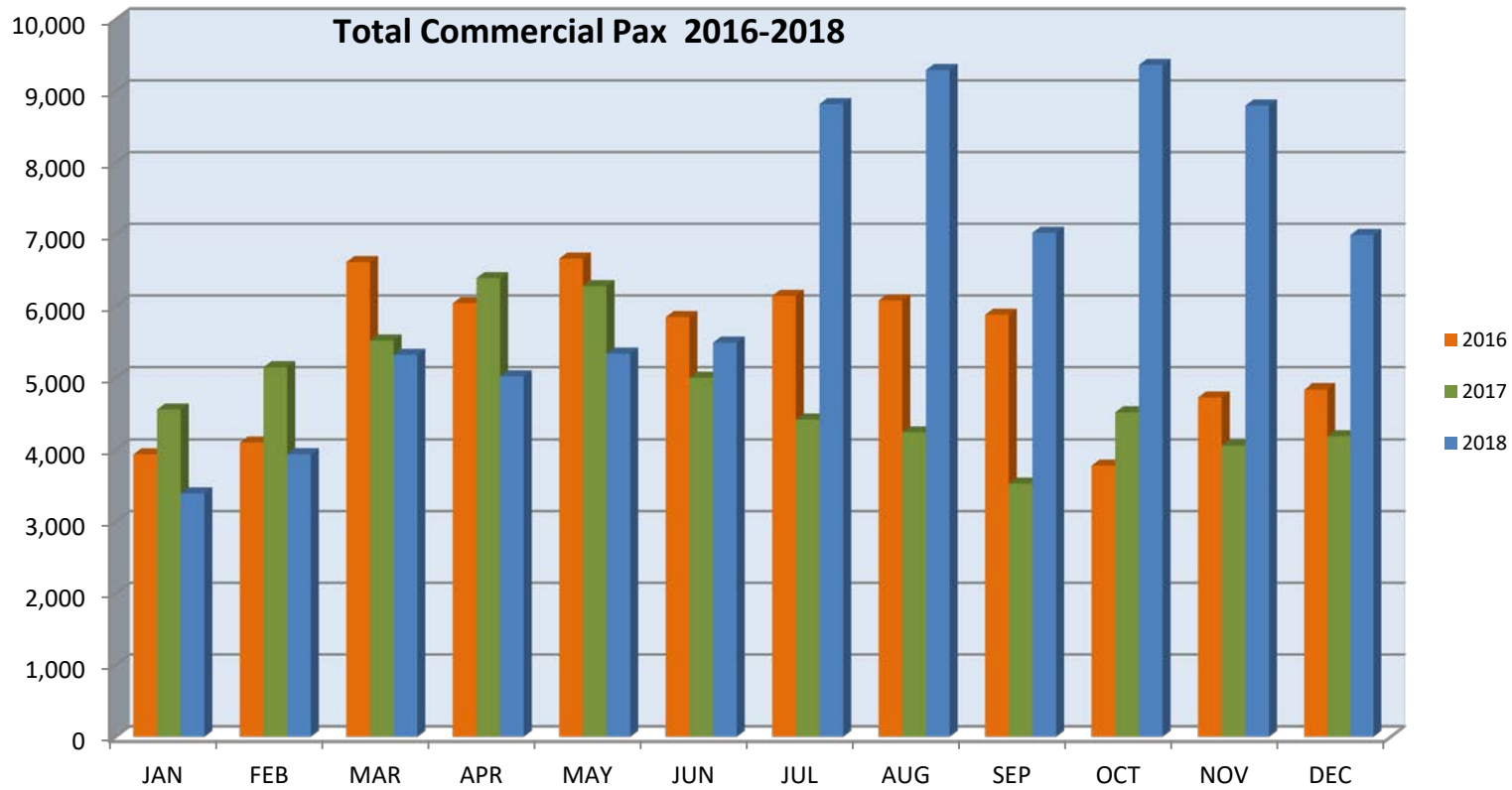
<b>HILTON HEAD ISLAND PASSENGER ENPLANEMENTS(departures) 2014-2025</b>												
	<b>2014</b>	<b>2015</b>	<b>2016</b>	<b>2017</b>	<b>2018</b>	<b>2019</b>	<b>2020</b>	<b>2021</b>	<b>2022</b>	<b>2023</b>	<b>2024</b>	<b>2025</b>
JAN	2,725	2,896	2,032	2,197	1,644							
FEB	2,182	2,418	2,011	2,447	1,751							
MAR	4,782	3,318	3,099	2,636	2,296							
APR	5,301	3,664	2,941	2,948	2,838							
MAY	5,907	4,169	3,196	3,013	2,355							
JUN	5,337	3,696	2,749	2,774	2,289							
JUL	5,712	3,731	2,722	1,961	4,284							
AUG	5,507	3,574	2,822	1,935	4,608							
SEP	4,547	3,041	2,788	1,533	3,438							
OCT	5,395	3,267	1,814	2,090	4,693							
NOV	4,056	2,691	2,348	1,879	4,458							
DEC	3,224	1,733	2,398	1,919	3,454							
<b>TOTALS</b>	<b>54,675</b>	<b>38,198</b>	<b>30,920</b>	<b>27,332</b>	<b>38,108</b>	<b>0</b>	<b>0</b>	<b>0</b>	<b>0</b>	<b>0</b>	<b>0</b>	<b>0</b>

<b>HILTON HEAD ISLAND PASSENGER DEPLANEMENTS(arrivals) 2014-2025</b>												
	<b>2014</b>	<b>2015</b>	<b>2016</b>	<b>2017</b>	<b>2018</b>	<b>2019</b>	<b>2020</b>	<b>2021</b>	<b>2022</b>	<b>2023</b>	<b>2024</b>	<b>2025</b>
JAN	2,523	2,643	1,909	2,369	1,752							
FEB	2,382	2,637	2,094	2,700	2,192							
MAR	5,510	3,630	3,515	2,883	3,024							
APR	5,477	3,830	3,100	3,442	2,181							
MAY	6,131	4,396	3,467	3,265	2,981							
JUN	5,887	4,033	3,098	2,226	3,202							
JUL	6,070	4,159	3,421	2,465	4,534							
AUG	5,865	3,677	3,257	2,312	4,687							
SEP	4,448	3,424	3,092	1,998	3,584							
OCT	5,472	3,405	1,969	2,437	4,672							
NOV	3,878	2,745	2,385	2,182	4,340							
DEC	3,272	1,709	2,444	2,274	3,538							
<b>TOTALS</b>	<b>56,915</b>	<b>40,288</b>	<b>33,751</b>	<b>30,553</b>	<b>40,687</b>	<b>0</b>	<b>0</b>	<b>0</b>	<b>0</b>	<b>0</b>	<b>0</b>	

<b>TOTAL PASSENGER ENPLANEMENTS &amp; DEPLANEMENTS 2014-2025</b>												
	<b>2014</b>	<b>2015</b>	<b>2016</b>	<b>2017</b>	<b>2018</b>	<b>2019</b>	<b>2020</b>	<b>2021</b>	<b>2022</b>	<b>2023</b>	<b>2024</b>	<b>2025</b>
JAN	5,248	5,539	3,941	4,566	3,396							
FEB	4,564	5,055	4,105	5,147	3,943							
MAR	10,292	6,948	6,614	5,519	5,320							
APR	10,778	7,494	6,041	6,390	5,019							
MAY	12,038	8,565	6,663	6,278	5,336							
JUN	11,224	7,729	5,847	5,000	5,491							
JUL	11,782	7,890	6,143	4,426	8,818							
AUG	11,372	7,251	6,079	4,247	9,295							
SEP	8,995	6,465	5,880	3,531	7,022							
OCT	10,867	6,672	3,783	4,527	9,365							
NOV	7,934	5,436	4,733	4,061	8,798							
DEC	6,496	3,442	4,842	4,193	6,992							
<b>TOTALS</b>	<b>111,590</b>	<b>78,486</b>	<b>64,671</b>	<b>57,885</b>	<b>78,795</b>							







HXD TOWER REPORT

ITINERATE			LOCAL										YTD Total
TOWER	AIR TAXI	GA	MILITARY	LOCAL GA	LOCAL MIL	VFR	IFR	Total	After Hrs. GA	After Hrs. Comm	Total Ops	Ops	
January	321	1,041	19	132	21	765	769	1,534	0	0	1,534	1,534	
February	368	1,312	28	202	20	683	1,247	1,930	0	0	1,930	3,464	
March	465	1,819	21	148	22	1,027	1,448	2,475	0	0	2,475	5,939	
April	584	2,207	11	138	22	1,578	1,384	2,962	0	0	2,962	8,901	
May	434	1,734	16	96	26	1,091	1,215	2,306	0	0	2,306	11,207	
June	411	2,030	13	180	12	1,385	1,261	2,646	0	0	2,646	13,853	
July	364	2,147	14	132	28	1,513	1,324	2,837	0	0	2,837	16,690	
August	302	1,921	22	150	52	1,466	1,161	2,627	0	30	2,657	19,347	
September	224	1,370	20	110	22	917	979	1,896	0	25	1,921	21,268	
October	341	1,819	21	175	70	1,228	1,379	2,607	0	29	2,636	23,904	
November	288	1,201	17	90	20	855	1,233	2,088	0	28	2,116	26,020	
December	201	1,129	9	100	10	716	896	1,612	0	26	1,638	27,658	
<b>TOTALS 2018</b>	<b>4,303</b>	<b>19,730</b>	<b>211</b>	<b>1,653</b>	<b>325</b>	<b>13,224</b>	<b>14,296</b>	<b>27,520</b>	<b>0</b>	<b>138</b>	<b>27,658</b>		
ITINERATE			LOCAL										YTD Total
TOWER	AIR TAXI	GA	MILITARY	LOCAL GA	LOCAL MIL	VFR	IFR	Total	After Hrs. GA	After Hrs. Comm	Total Ops	Ops	
January	308	1,154	18	200	92	984	788	1,772	65	3	1,840	1,840	
February	367	1,666	42	256	72	1,358	1,045	2,403	83	0	2,486	4,326	
March	448	1,902	24	312	22	1,206	1,503	2,709	96	0	2,805	7,131	
April	636	2,163	20	172	20	1,372	1,638	3,010	0	0	3,010	10,141	
May	548	2,073	28	334	8	1,590	1,401	2,991	0	0	2,991	13,132	
June	525	2,190	40	194	34	1,316	1,667	2,983	0	2	2,985	16,117	
July	463	2,360	17	204	30	1,853	1,221	3,074	0	0	3,074	19,191	
August	412	2,075	9	254	18	1,329	1,456	2,785	0	0	2,785	21,976	
September	383	1,500	18	146	4	1,003	1,048	2,051	0	0	2,051	24,027	
October	453	1,753	30	75	30	988	1,352	2,340	0	0	2,340	26,367	
November	436	1,741	39	100	6	1,138	1,184	2,322	0	0	2,322	28,689	
December	346	1,260	32	231	26	1,013	882	1,895	0	0	1,895	30,584	
<b>TOTALS 2017</b>	<b>5,325</b>	<b>21,837</b>	<b>317</b>	<b>2,478</b>	<b>362</b>	<b>15,150</b>	<b>15,185</b>	<b>30,335</b>	<b>244</b>	<b>5</b>	<b>30,584</b>		
ITINERATE			LOCAL										YTD Total
TOWER	AIR TAXI	GA	MILITARY	LOCAL GA	LOCAL MIL	VFR	IFR	Total	After Hrs. GA	After Hrs. Comm	Total Ops	Ops	
January 2016	386	1,367	8	206	30	1,073	924	1,997	186	5	2,188	2,188	
February 2016	393	1,490	32	316	48	1,326	953	2,279	166	0	2,445	4,633	
March 2016	711	1,856	45	214	76	1,540	1,362	2,902	113	41	3,056	7,689	
April 2016	747	1,966	30	218	14	1,402	1,573	2,975	126	44	3,145	10,834	
May 2016	569	1,883	24	299	36	1,399	1,412	2,811	126	48	2,985	13,819	
June 2016	441	1,996	31	286	42	1,607	1,189	2,796	132	22	2,950	16,769	
July 2016	490	2,317	21	330	18	1,870	1,306	3,176	22	26	3,224	19,993	
August 2016	461	1,818	18	285	52	1,485	1,149	2,634	60	31	2,725	22,718	
September 2016	424	1,526	24	184	51	1,070	1,139	2,209	54	15	2,278	24,996	
October 2016	340	1,501	17	160	12	1,042	988	2,030	46	0	2,076	27,072	
November 2016	463	1,725	21	108	37	1,112	1,242	2,354	68	3	2,425	29,497	
December 2016	337	1,100	16	119	40	750	862	1,612	190	8	1,810	31,307	
<b>TOTALS 2016</b>	<b>5,762</b>	<b>20,545</b>	<b>287</b>	<b>2,725</b>	<b>456</b>		<b>14,099</b>	<b>29,775</b>	<b>1,289</b>	<b>243</b>	<b>31,307</b>		

