



AGENDA
AIRPORTS BOARD
Thursday, October 18, 2018
1:30 p.m.

Beaufort County Government Building, County Council Chambers

NO AUDIO/VIDEO WILL BE AVAILABLE AT THE HILTON HEAD ISLAND LIBRARY

1. CALL TO ORDER
2. PLEDGE OF ALLEGIANCE
3. ADOPTION OF AGENDA
4. SEPTEMBER MINUTES –To view the full meeting, please visit Beaufort County website.
5. PUBLIC COMMENT - Limited to Three Minutes Each Person
6. DIRECTOR’S REPORT - Jon Rembold
7. UNFINISHED BUSINESS - Chairman
8. NEW BUSINESS - Chairman
HXD Wetlands –TBE WA 18-07 Project Number 2119-1807
9. PUBLIC COMMENT - Limited to Three Minutes Each Person
10. FUTURE MEETINGS

Airports Board: The next meeting will be held on Thursday, November 15, 2018, 1:30 pm at the Town of Hilton Head, Council Chambers.

ADJOURNMENT

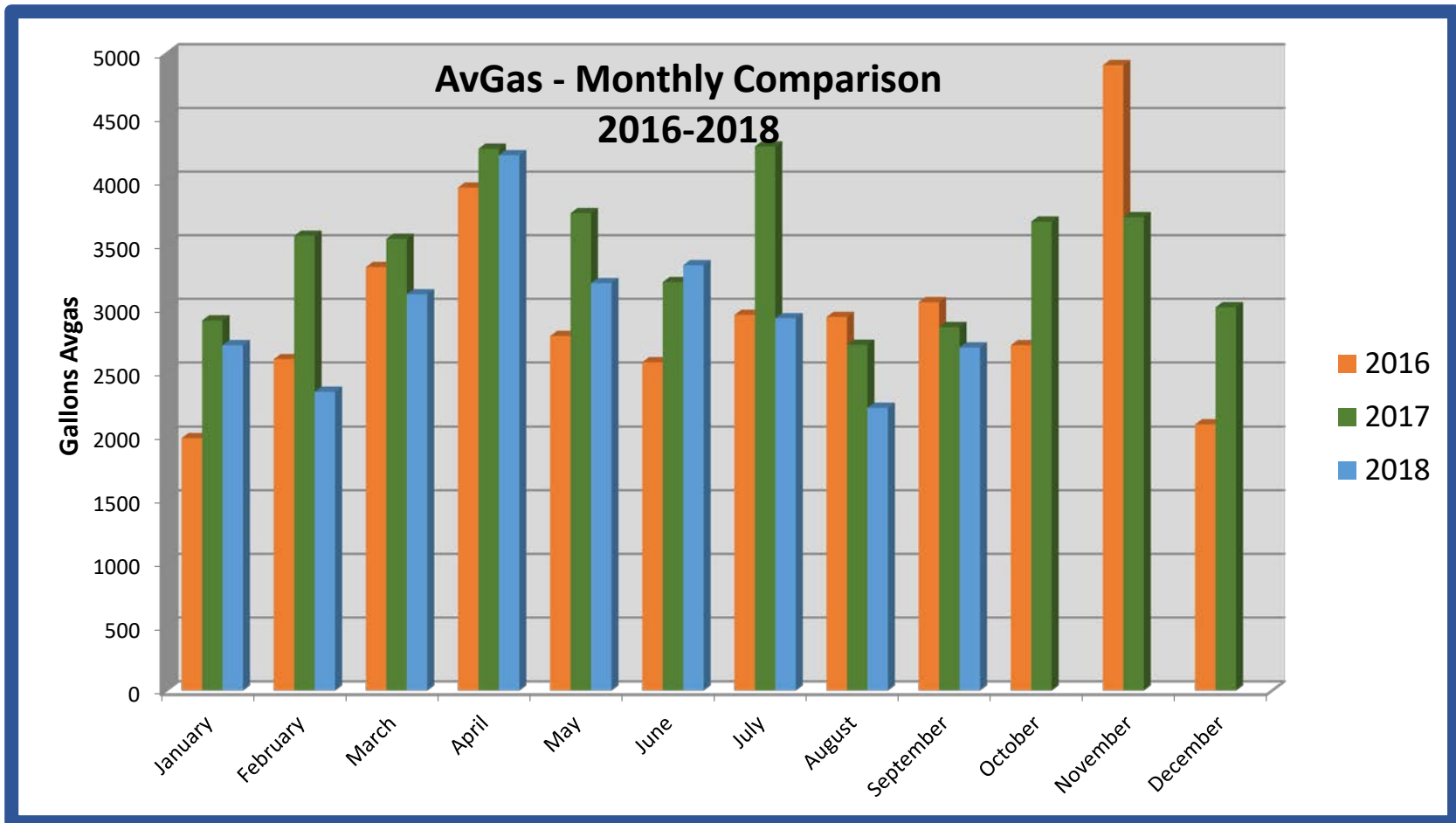


ARW FUEL OPS

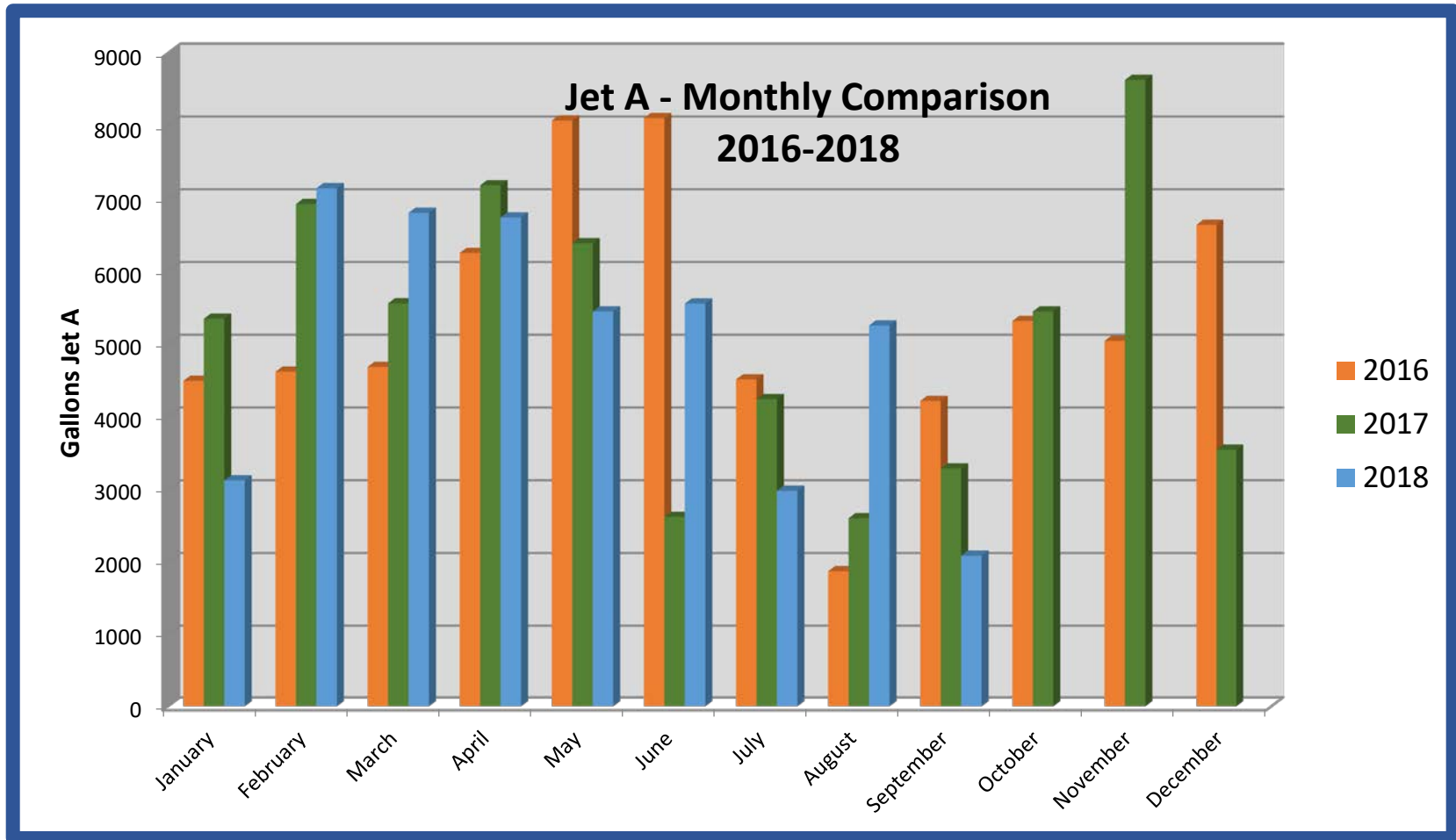
	Avgas	Jet A	Total Flow	Total Flight Ops		Avgas	Jet A	Total Flow	Total Flight Ops		Avgas	Jet A	Total Flow	Total Flight Ops
2018					2017					2016				
January	2,708	3,126	5,834	0	January	2,902	5,347	8,249	1,744	January	1,982	4,494	6,476	1,274
February	2,346	7,141	9,487	1,428	February	3,568	6,924	10,492	2,110	February	2,598	4,619	7,217	1,679
March	3,108	6,803	9,911	2,031	March	3,544	5,559	9,103	2,023	March	3,322	4,684	8,006	1,766
April	4,201	6,739	10,940	2,240	April	4,252	7,181	11,433	2,285	April	3,947	6,251	10,198	2,134
May	3,196	5,447	8,643	1,852	May	3,746	6,384	10,130	2,105	May	2,780	8,072	10,852	2,177
June	3,337	5,556	8,893	1,910	June	3,204	2,623	5,827	1,253	June	2,574	8,105	10,679	2,198
July	2,920	2,983	5,903	1,105	July	4,270	4,241	8,511	1,729	July	2,946	4,513	7,459	1,694
August	2,220	5,254	7,474	1,622	August	2,711	2,605	5,316	1,202	August	2,930	1,877	4,807	1,082
September	2,690	2,089	4,779	989	September	2,850	3,289	6,139	** Unk	September	3,046	4,217	7,263	1,805
October					October	3,680	5,447	9,127	** Unk	October	2,708	5,316	8,024	1,910
November					November	3,714	8,630	12,344	** Unk	November	4,909	5,043	9,952	2,042
December					December	3,006	3,547	6,553	** Unk	December	2,090	6,638	8,728	1,882
2018 Total	26,726	45,138	71,864	13,177	2017 Total	41,447	61,777	103,224	14,451	2016 Total	35,832	63,829	99,661	21,643

(NOTE: ** Unknown. Counters are inoperable due to Hurricane Irma)

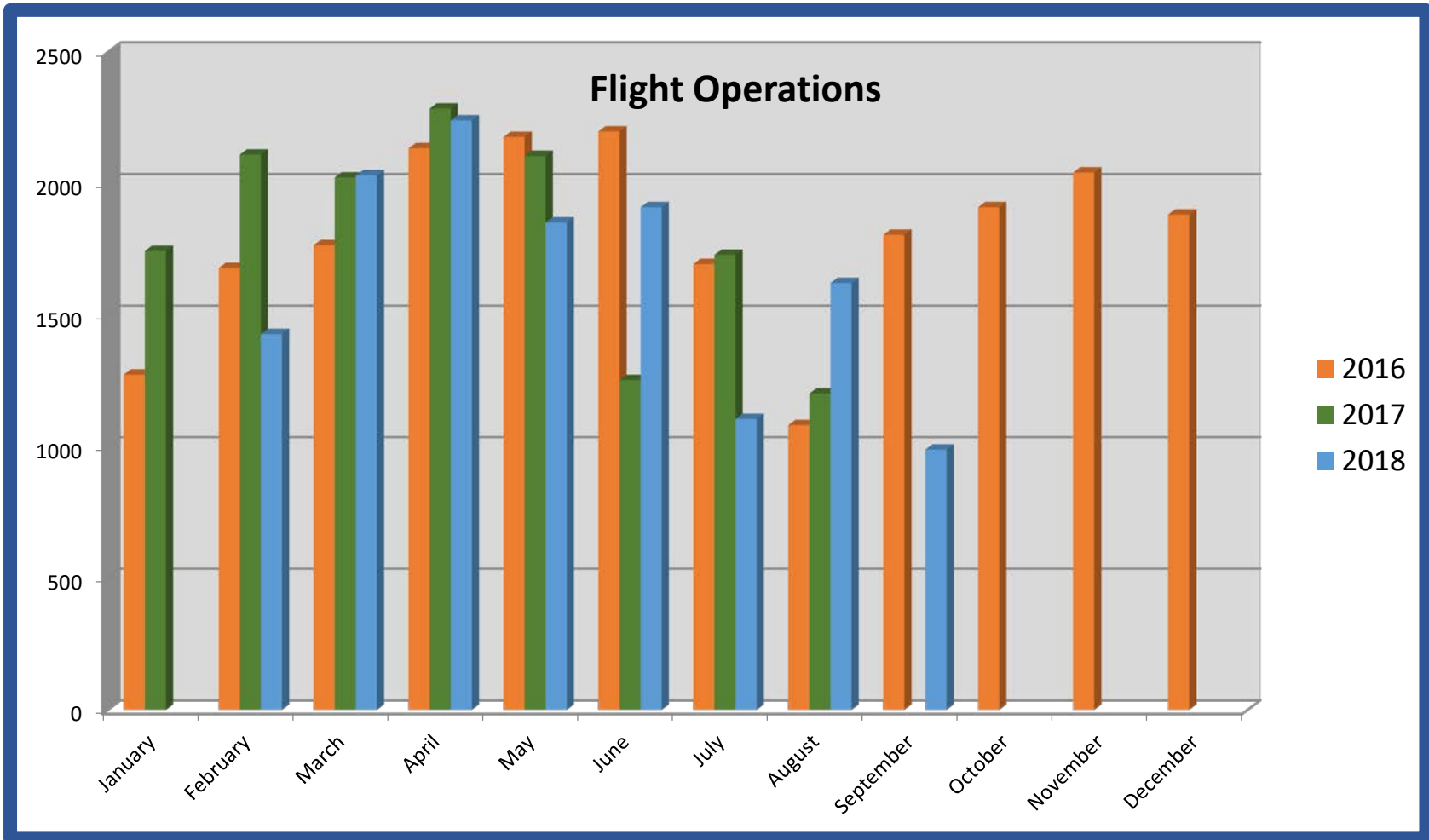
ARW FUEL



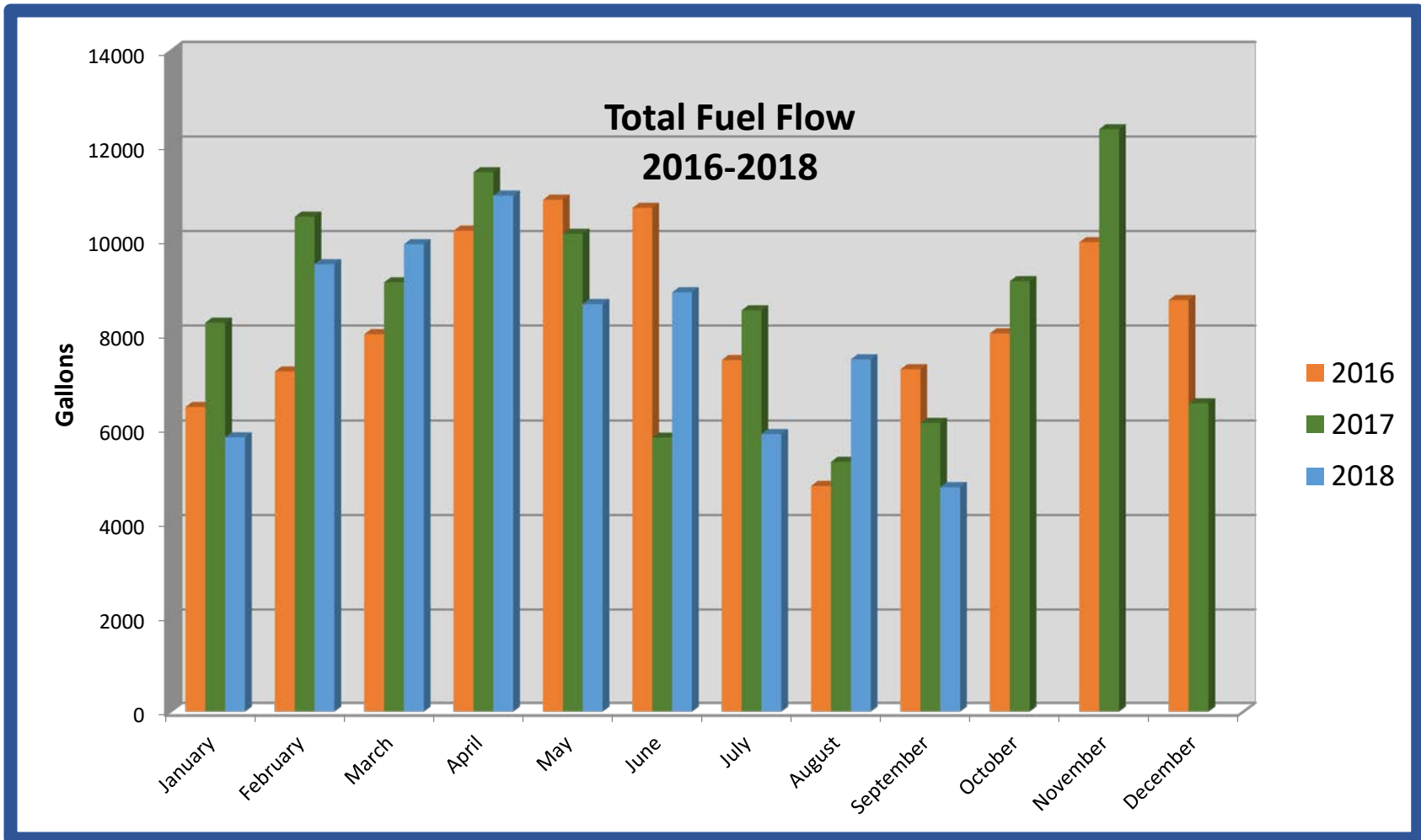
ARW FUEL



ARW FUEL



ARW FUEL

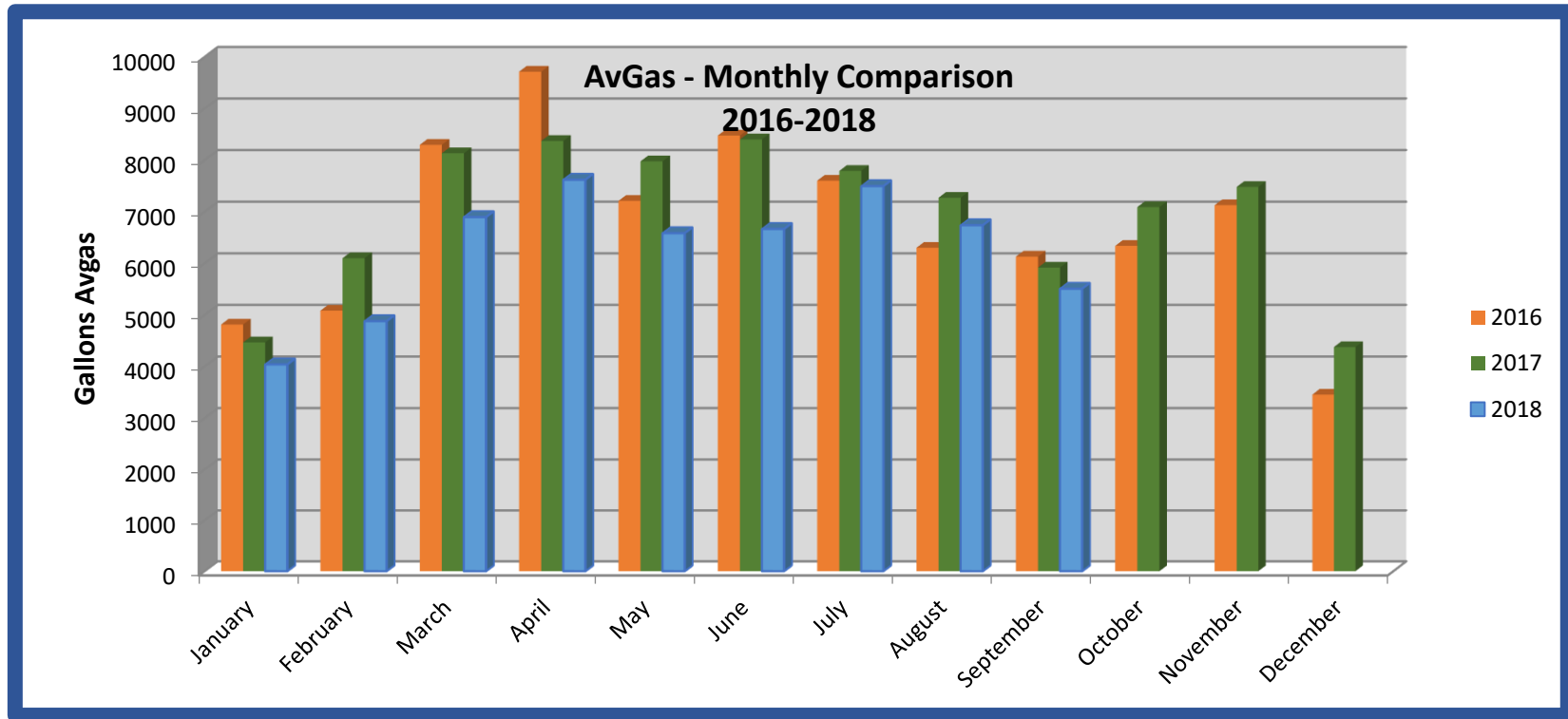


HXD FUEL OPS

	Avgas	Jet A	Total Flow
2018			
January	4,041	42,497	46,538
February	4,880	53,227	58,107
March	6,896	74,934	81,830
April	7,621	94,628	102,249
May	6,585	68,675	75,260
June	6,666	73,235	79,901
July	7,496	105,053	112,549
August	6,739	94,267	101,006
September	5,508	86,201	91,709
October			
November			
December			
2018 Total	56,432	692,717	749,149

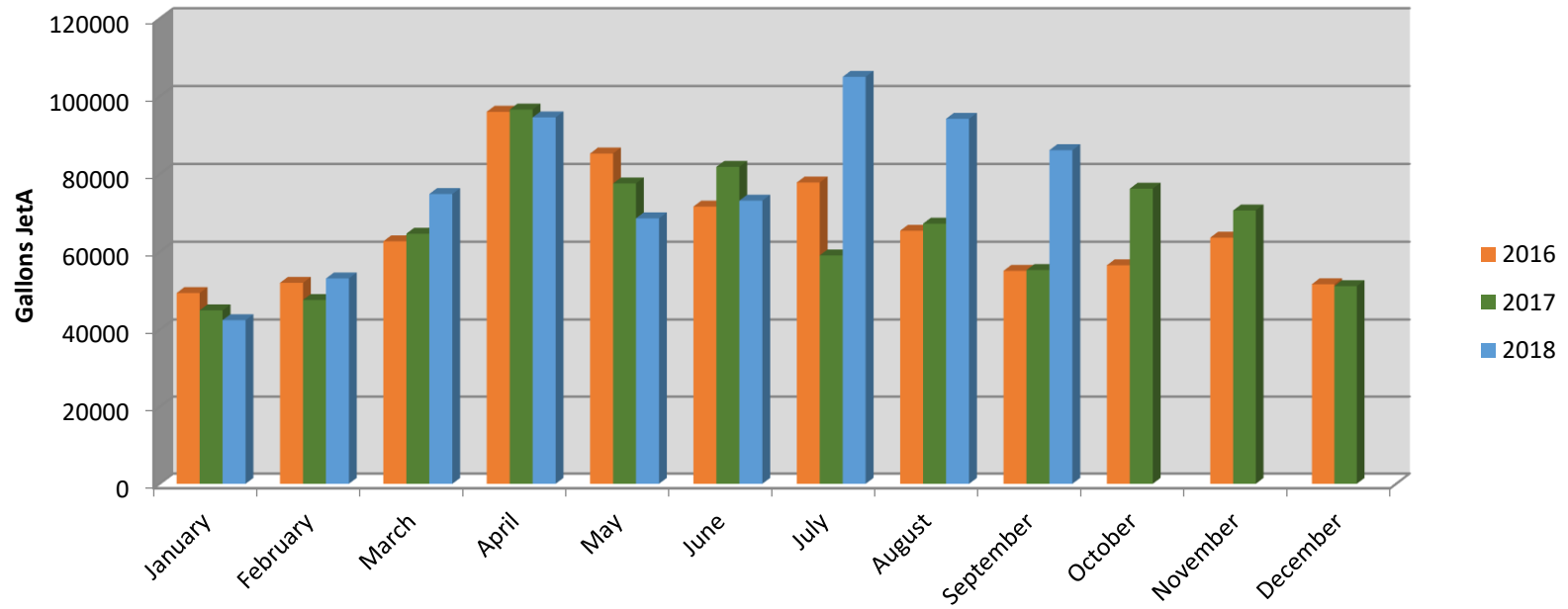
	Avgas	Jet A	Total Flow		Avgas	Jet A	Total Flow
2017				2016			
January	4,467	45,026	49,493	January	4,813	49,489	54,302
February	6,099	47,695	53,794	February	5,082	52,104	57,186
March	8,133	64,731	72,864	March	8,296	62,786	71,082
April	8,371	96,634	105,005	April	9,714	96,077	105,791
May	7,977	77,640	85,617	May	7,211	85,347	92,558
June	8,402	81,923	90,325	June	8,476	71,700	80,176
July	7,791	59,155	66,946	July	7,602	77,893	85,495
August	7,271	67,324	74,595	August	6,301	65,499	71,800
September	5,917	55,400	61,317	September	6,130	55,190	61,320
October	7,089	76,303	83,392	October	6,338	56,624	62,962
November	7,480	70,708	78,188	November	7,127	63,711	70,838
December	4,376	51,252	55,628	December	3,455	51,740	55,195
2017 Total	83,373	793,791	877,164	2016 Total	80,545	788,160	868,705

HXD FUEL

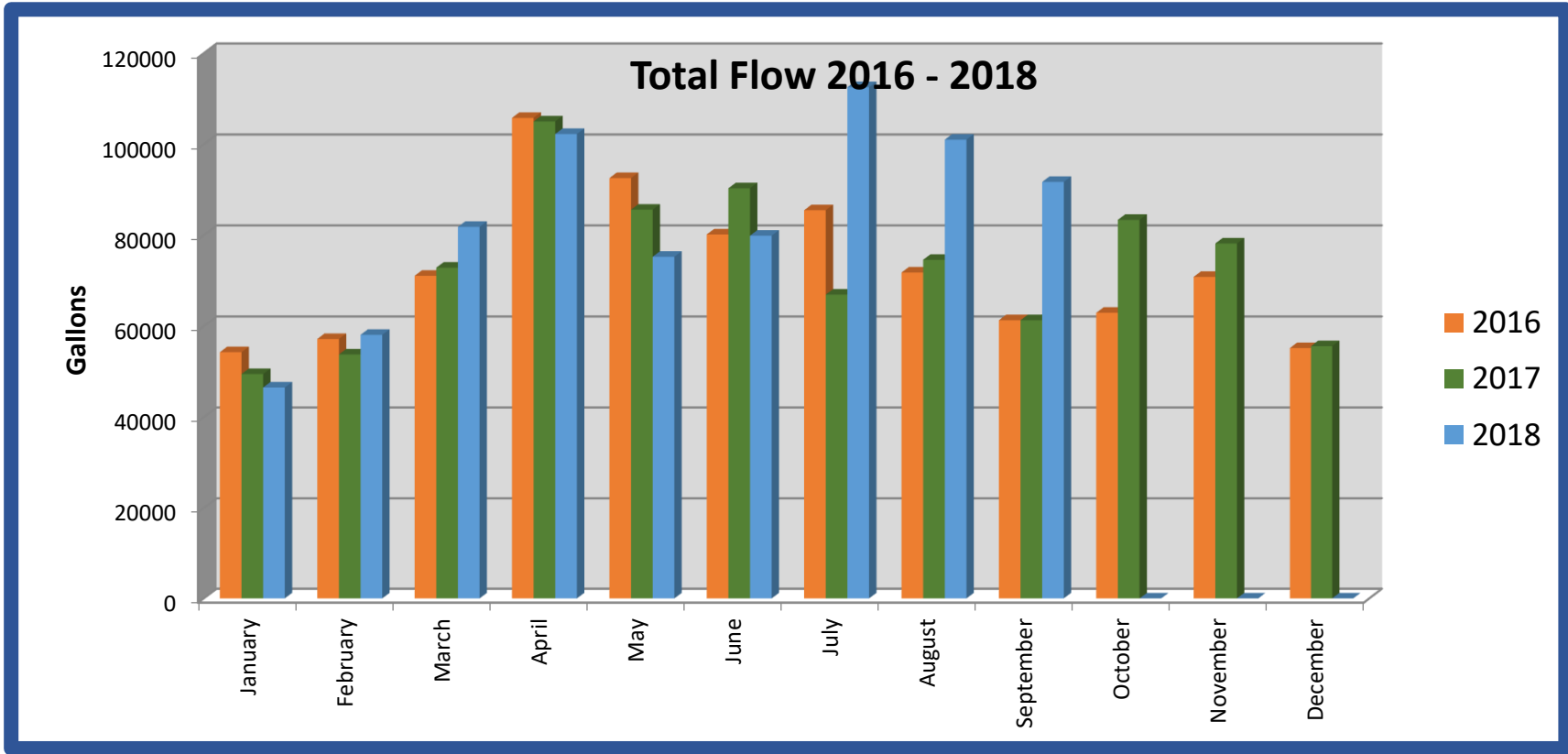


HXD FUEL

Jet A - Monthly Comparison 2016 - 2018



HXD FUEL

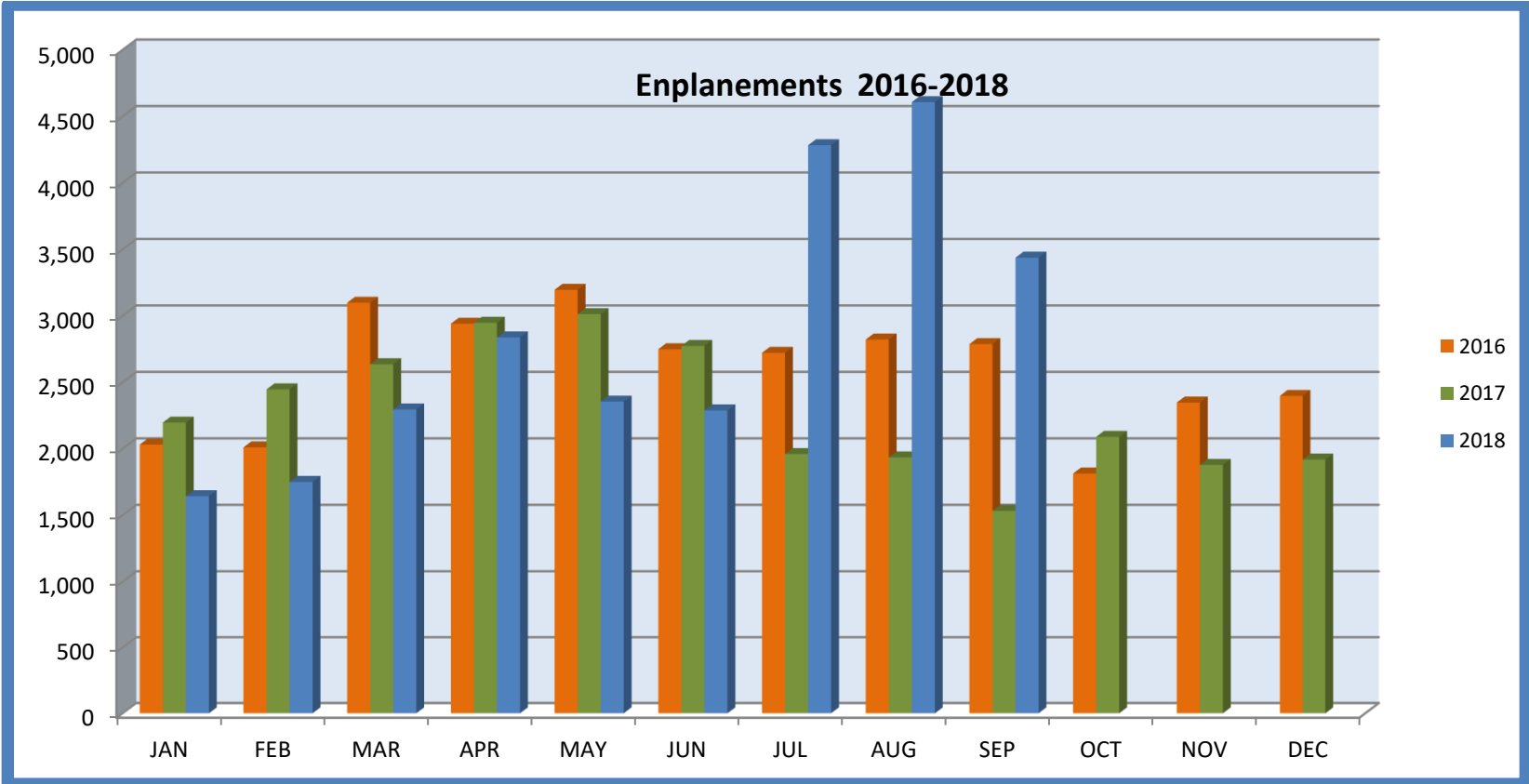


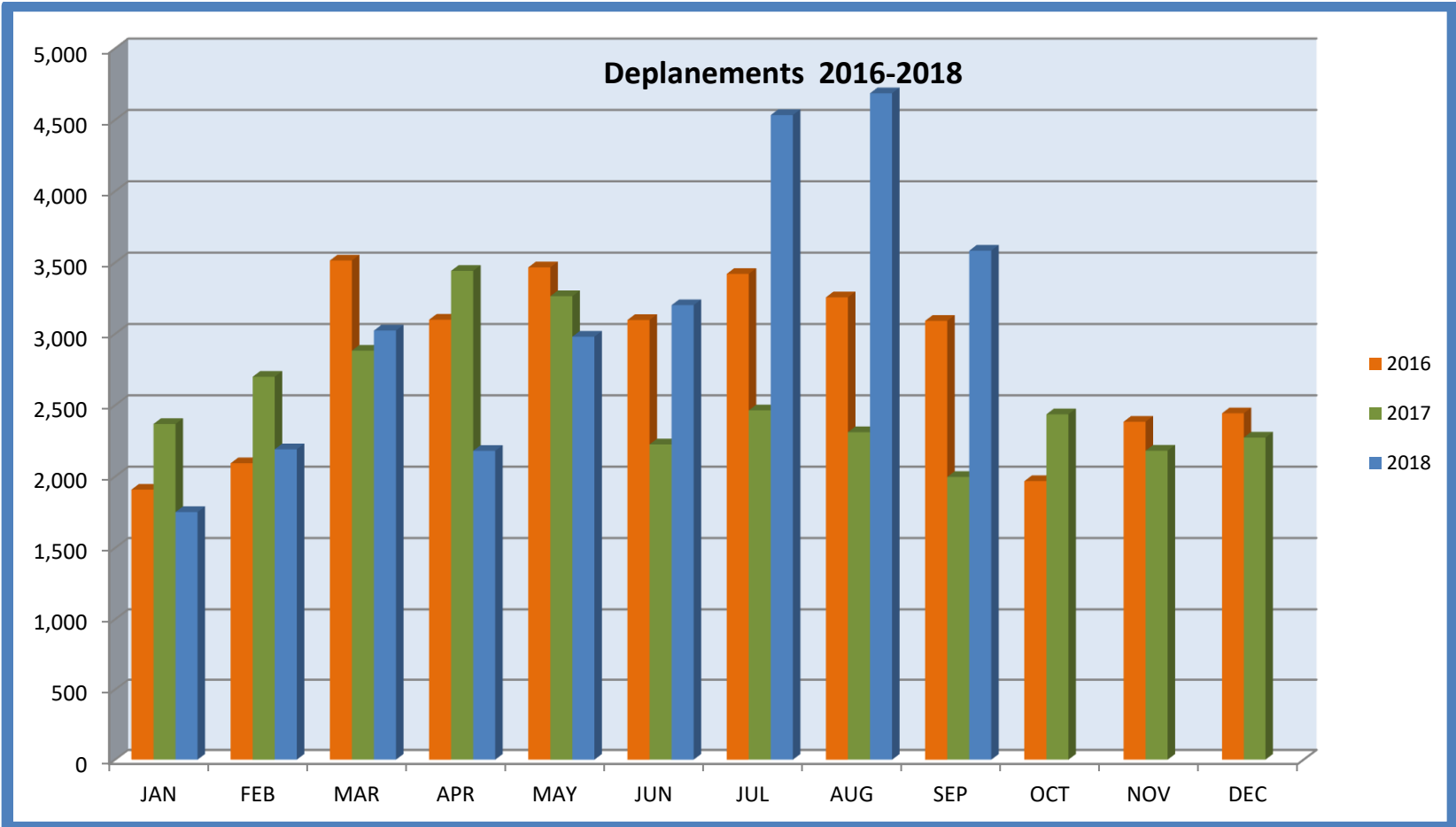
HXD ENPLANEMENT/DEPLANEMENT

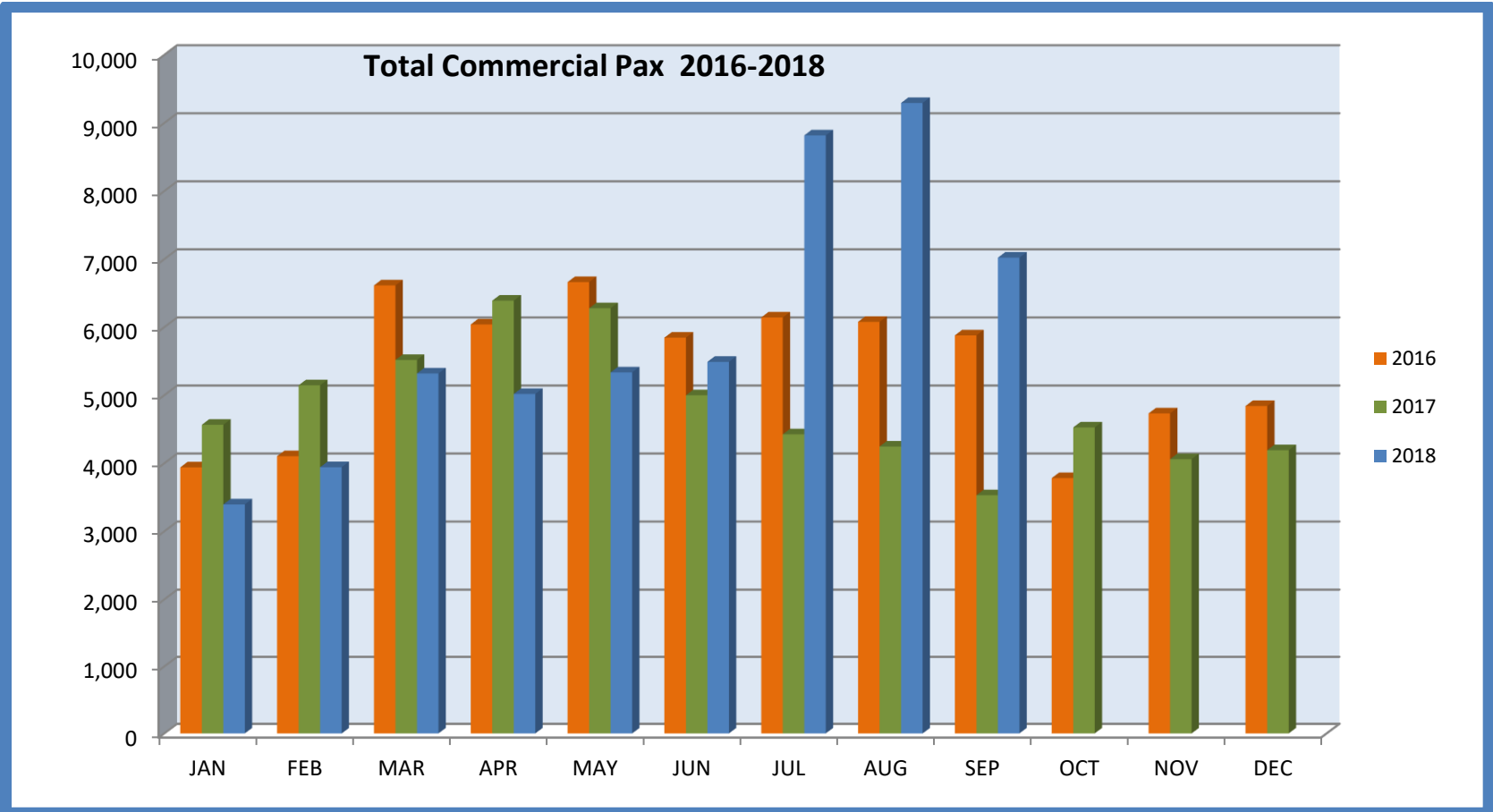
HILTON HEAD ISLAND PASSENGER ENPLANEMENTS(departures) 2014-2025												
	2014	2015	2016	2017	2018	2019	2020	2021	2022	2023	2024	2025
JAN	2,725	2,896	2,032	2,197	1,644							
FEB	2,182	2,418	2,011	2,447	1,751							
MAR	4,782	3,318	3,099	2,636	2,296							
APR	5,301	3,664	2,941	2,948	2,838							
MAY	5,907	4,169	3,196	3,013	2,355							
JUN	5,337	3,696	2,749	2,774	2,289							
JUL	5,712	3,731	2,722	1,961	4,284							
AUG	5,507	3,574	2,822	1,935	4,608							
SEP	4,547	3,041	2,788	1,533	3,438							
OCT	5,395	3,267	1,814	2,090								
NOV	4,056	2,691	2,348	1,879								
DEC	3,224	1,733	2,398	1,919								
TOTALS	54,675	38,198	30,920	27,332	25,503	0	0	0	0	0	0	0

HILTON HEAD ISLAND PASSENGER DEPLANEMENTS(arrivals) 2014-2025												
	2014	2015	2016	2017	2018	2019	2020	2021	2022	2023	2024	2025
JAN	2,523	2,643	1,909	2,369	1,752							
FEB	2,382	2,637	2,094	2,700	2,192							
MAR	5,510	3,630	3,515	2,883	3,024							
APR	5,477	3,830	3,100	3,442	2,181							
MAY	6,131	4,396	3,467	3,265	2,981							
JUN	5,887	4,033	3,098	2,226	3,202							
JUL	6,070	4,159	3,421	2,465	4,534							
AUG	5,865	3,677	3,257	2,312	4,687							
SEP	4,448	3,424	3,092	1,998	3,584							
OCT	5,472	3,405	1,969	2,437								
NOV	3,878	2,745	2,385	2,182								
DEC	3,272	1,709	2,444	2,274								
TOTALS	56,915	40,288	33,751	30,553	28,137	0	0	0	0	0	0	

TOTAL PASSENGER ENPLANEMENTS & DEPLANEMENTS 2014-2025												
	2014	2015	2016	2017	2018	2019	2020	2021	2022	2023	2024	2025
JAN	5,248	5,539	3,941	4,566	3,396							
FEB	4,564	5,055	4,105	5,147	3,943							
MAR	10,292	6,948	6,614	5,519	5,320							
APR	10,778	7,494	6,041	6,390	5,019							
MAY	12,038	8,565	6,663	6,278	5,336							
JUN	11,224	7,729	5,847	5,000	5,491							
JUL	11,782	7,890	6,143	4,426	8,818							
AUG	11,372	7,251	6,079	4,247	9,295							
SEP	8,995	6,465	5,880	3,531	7,022							
OCT	10,867	6,672	3,783	4,527								
NOV	7,934	5,436	4,733	4,061								
DEC	6,496	3,442	4,842	4,193								
TOTALS	111,590	78,486	64,671	57,885	53,640							







HXD TOWER REPORT

ITINERATE			LOCAL									YTD Total
TOWER	AIR TAXI	GA	MILITARY	LOCAL GA	LOCAL MIL	VFR	IFR	Total	After Hrs. GA	After Hrs. Comm	Total Ops	Ops
January	321	1,041	19	132	21	765	769	1,534	0	0	1,534	1,534
February	368	1,312	28	202	20	683	1,247	1,930	0	0	1,930	3,464
March	465	1,819	21	148	22	1,027	1,448	2,475	0	0	2,475	5,939
April	584	2,207	11	138	22	1,578	1,384	2,962	0	0	2,962	8,901
May	434	1,734	16	96	26	1,091	1,215	2,306	0	0	2,306	11,207
June	411	2,030	13	180	12	1,385	1,261	2,646	0	0	2,646	13,853
July	364	2,147	14	132	28	1,513	1,324	2,837	0	0	2,837	16,690
August	302	1,921	22	150	52	1,466	1,161	2,627	0	30	2,657	19,347
September	224	1,370	20	110	22	917	979	1,896	0	25	1,921	21,268
October								0				21,268
November								0				21,268
December								0				21,268
TOTALS 2018	3,473	15,581	164	1,288	225	10,425	10,788	21,213	0	55	21,268	
ITINERATE			LOCAL									YTD Total
TOWER	AIR TAXI	GA	MILITARY	LOCAL GA	LOCAL MIL	VFR	IFR	Total	After Hrs. GA	After Hrs. Comm	Total Ops	Ops
January	308	1,154	18	200	92	984	788	1,772	65	3	1,840	1,840
February	367	1,666	42	256	72	1,358	1,045	2,403	83	0	2,486	4,326
March	448	1,902	24	312	22	1,206	1,503	2,709	96	0	2,805	7,131
April	636	2,163	20	172	20	1,372	1,638	3,010	0	0	3,010	10,141
May	548	2,073	28	334	8	1,590	1,401	2,991	0	0	2,991	13,132
June	525	2,190	40	194	34	1,316	1,667	2,983	0	2	2,985	16,117
July	463	2,360	17	204	30	1,853	1,221	3,074	0	0	3,074	19,191
August	412	2,075	9	254	18	1,329	1,456	2,785	0	0	2,785	21,976
September	383	1,500	18	146	4	1,003	1,048	2,051	0	0	2,051	24,027
October	453	1,753	30	75	30	988	1,352	2,340	0	0	2,340	26,367
November	436	1,741	39	100	6	1,138	1,184	2,322	0	0	2,322	28,689
December	346	1,260	32	231	26	1,013	882	1,895	0	0	1,895	30,584
TOTALS 2017	5,325	21,837	317	2,478	362	15,150	15,185	30,335	244	5	30,584	
ITINERATE			LOCAL									YTD Total
TOWER	AIR TAXI	GA	MILITARY	LOCAL GA	LOCAL MIL	VFR	IFR	Total	After Hrs. GA	After Hrs. Comm	Total Ops	Ops
January 2016	386	1,367	8	206	30	1,073	924	1,997	186	5	2,188	2,188
February 2016	393	1,490	32	316	48	1,326	953	2,279	166	0	2,445	4,633
March 2016	711	1,856	45	214	76	1,540	1,362	2,902	113	41	3,056	7,689
April 2016	747	1,966	30	218	14	1,402	1,573	2,975	126	44	3,145	10,834
May 2016	569	1,883	24	299	36	1,399	1,412	2,811	126	48	2,985	13,819
June 2016	441	1,996	31	286	42	1,607	1,189	2,796	132	22	2,950	16,769
July 2016	490	2,317	21	330	18	1,870	1,306	3,176	22	26	3,224	19,993
August 2016	461	1,818	18	285	52	1,485	1,149	2,634	60	31	2,725	22,718
September 2016	424	1,526	24	184	51	1,070	1,139	2,209	54	15	2,278	24,996
October 2016	340	1,501	17	160	12	1,042	988	2,030	46	0	2,076	27,072
November 2016	463	1,725	21	108	37	1,112	1,242	2,354	68	3	2,425	29,497
December 2016	337	1,100	16	119	40	750	862	1,612	190	8	1,810	31,307
TOTALS 2016	5,762	20,545	287	2,725	456	15,676	14,099	29,775	1,289	243	31,307	

