



AGENDA  
AIRPORTS BOARD  
Thursday September 20, 2018  
1:30 p.m.

Town of Hilton Head, Council Chambers

**NO AUDIO/VIDEO WILL BE AVAILABLE AT THE HILTON HEAD ISLAND LIBRARY**

1. CALL TO ORDER
2. PLEDGE OF ALLEGIANCE
3. ADOPTION OF AGENDA
4. APPROVAL OF AUGUST MINUTES
5. PUBLIC COMMENT - Limited to Three Minutes Each Person
6. DIRECTOR'S REPORT - Jon Rembold
7. UNFINISHED BUSINESS - Chairman
8. NEW BUSINESS - Chairman
  - Recommendation for Contract Award: ARW Airfield Lighting and Electrical
  - Recommendation for Approval of Talbert, Bright & Ellington Work Authorization – Construction Administration; ARW Airfield Lighting and Electrical
  - Recommendation for Approval of Talbert, Bright & Ellington Work Authorization – HXD Wetlands
9. PUBLIC COMMENT - Limited to Three Minutes Each Person
10. EXECUTIVE SESSION
  - DRAFT Airline Use Agreement
  - Business Development Budget
11. FUTURE MEETINGS



Airports Board: The next meeting will be held on Thursday, October 18, 2018, 1:30 pm at the Beaufort County Government Building, County Council Chambers.

**ADJOURNMENT**

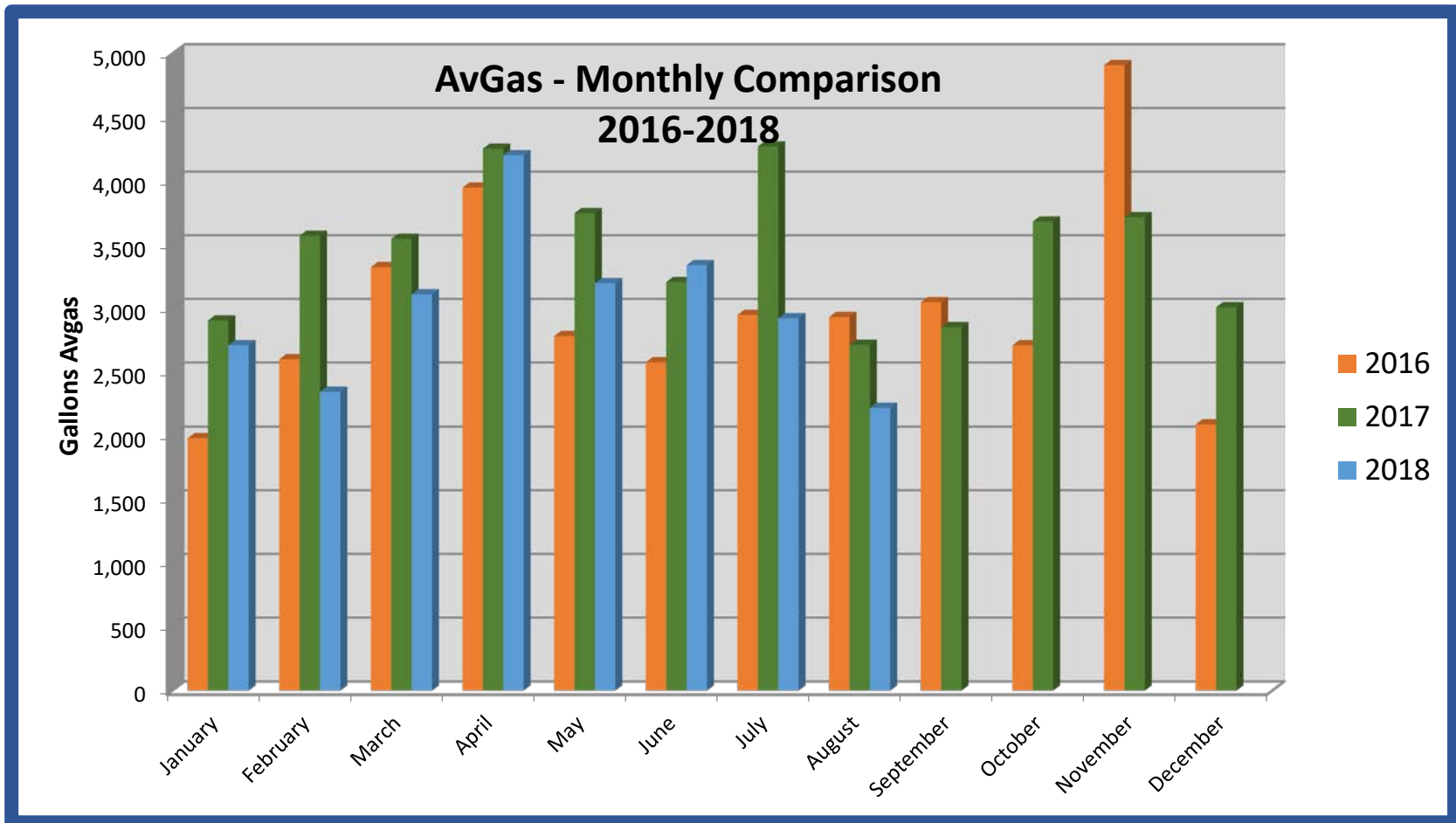


## ARW FUEL OPS

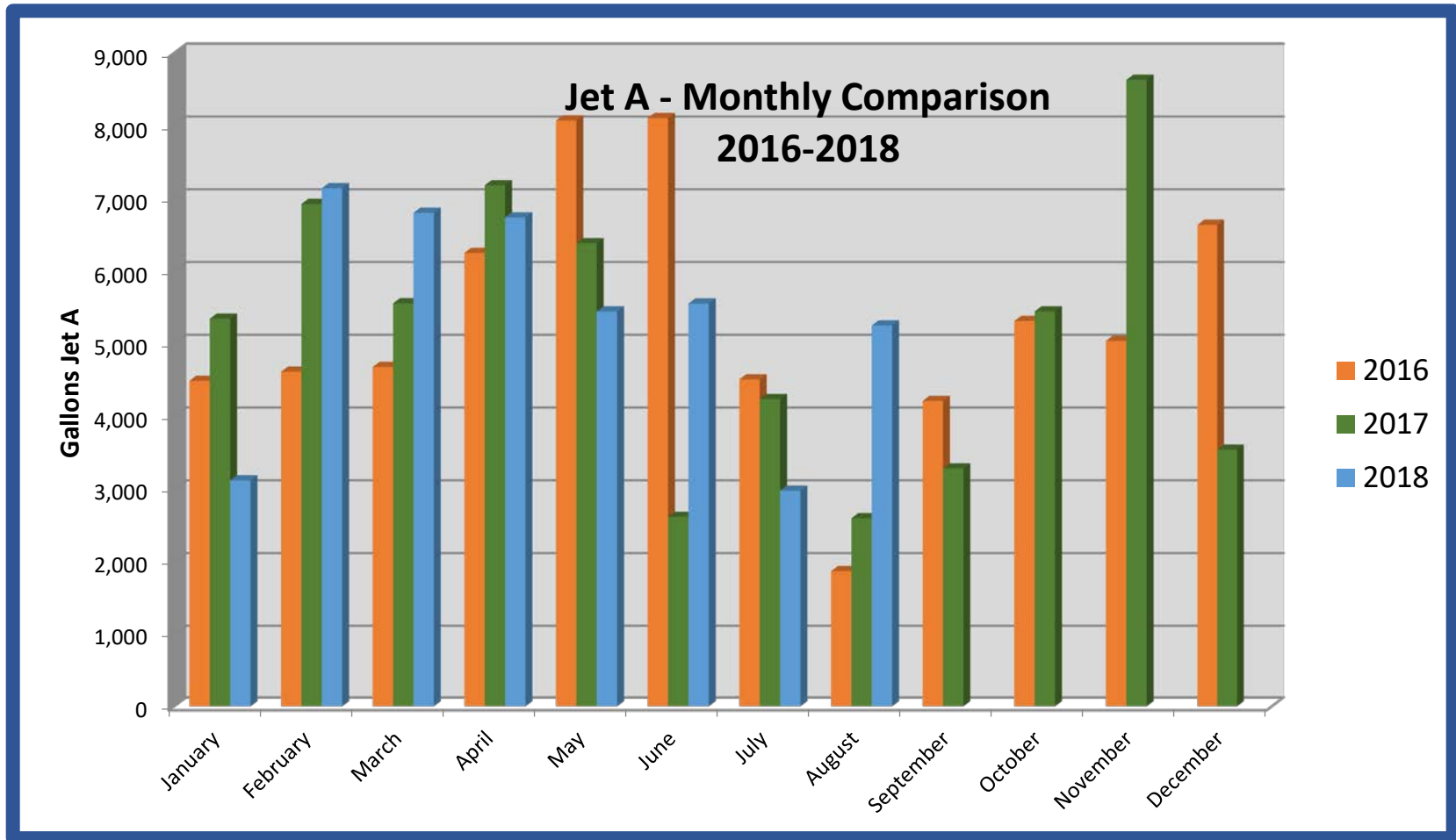
	Avgas	Jet A	Total Flow	Total Flight Ops		Avgas	Jet A	Total Flow	Total Flight Ops		Avgas	Jet A	Total Flow	Total Flight Ops
<b>2018</b>					<b>2017</b>					<b>2016</b>				
<b>January</b>	2,708	3,126	5,834	0	<b>January</b>	2,902	5,347	8,249	1,744	<b>January</b>	1,982	4,494	6,476	1,274
<b>February</b>	2,346	7,141	9,487	1,428	<b>February</b>	3,568	6,924	10,492	2,110	<b>February</b>	2,598	4,619	7,217	1,679
<b>March</b>	3,108	6,803	9,911	2,031	<b>March</b>	3,544	5,559	9,103	2,023	<b>March</b>	3,322	4,684	8,006	1,766
<b>April</b>	4,201	6,739	10,940	2,240	<b>April</b>	4,252	7,181	11,433	2,285	<b>April</b>	3,947	6,251	10,198	2,134
<b>May</b>	3,196	5,447	8,643	1,852	<b>May</b>	3,746	6,384	10,130	2,105	<b>May</b>	2,780	8,072	10,852	2,177
<b>June</b>	3,337	5,556	8,893	1,910	<b>June</b>	3,204	2,623	5,827	1,253	<b>June</b>	2,574	8,105	10,679	2,198
<b>July</b>	2,920	2,983	5,903	1,105	<b>July</b>	4,270	4,241	8,511	1,729	<b>July</b>	2,946	4,513	7,459	1,694
<b>August</b>	2,220	5,254	7,474	1,622	<b>August</b>	2,711	2,605	5,316	1,202	<b>August</b>	2,930	1,877	4,807	1,082
<b>September</b>					<b>September</b>	2,850	3,289	6,139	** Unk	<b>September</b>	3,046	4,217	7,263	1,805
<b>October</b>					<b>October</b>	3,680	5,447	9,127	** Unk	<b>October</b>	2,708	5,316	8,024	1,910
<b>November</b>					<b>November</b>	3,714	8,630	12,344	** Unk	<b>November</b>	4,909	5,043	9,952	2,042
<b>December</b>					<b>December</b>	3,006	3,547	6,553	** Unk	<b>December</b>	2,090	6,638	8,728	1,882
<b>2018 Total</b>	<b>24,036</b>	<b>43,049</b>	<b>67,085</b>	<b>12,188</b>	<b>2017 Total</b>	<b>41,447</b>	<b>61,777</b>	<b>103,224</b>	<b>14,451</b>	<b>2016 Total</b>	<b>35,832</b>	<b>63,829</b>	<b>99,661</b>	<b>21,643</b>

(NOTE: \*\* Unknown. Counters are inoperable due to Hurricane Irma)

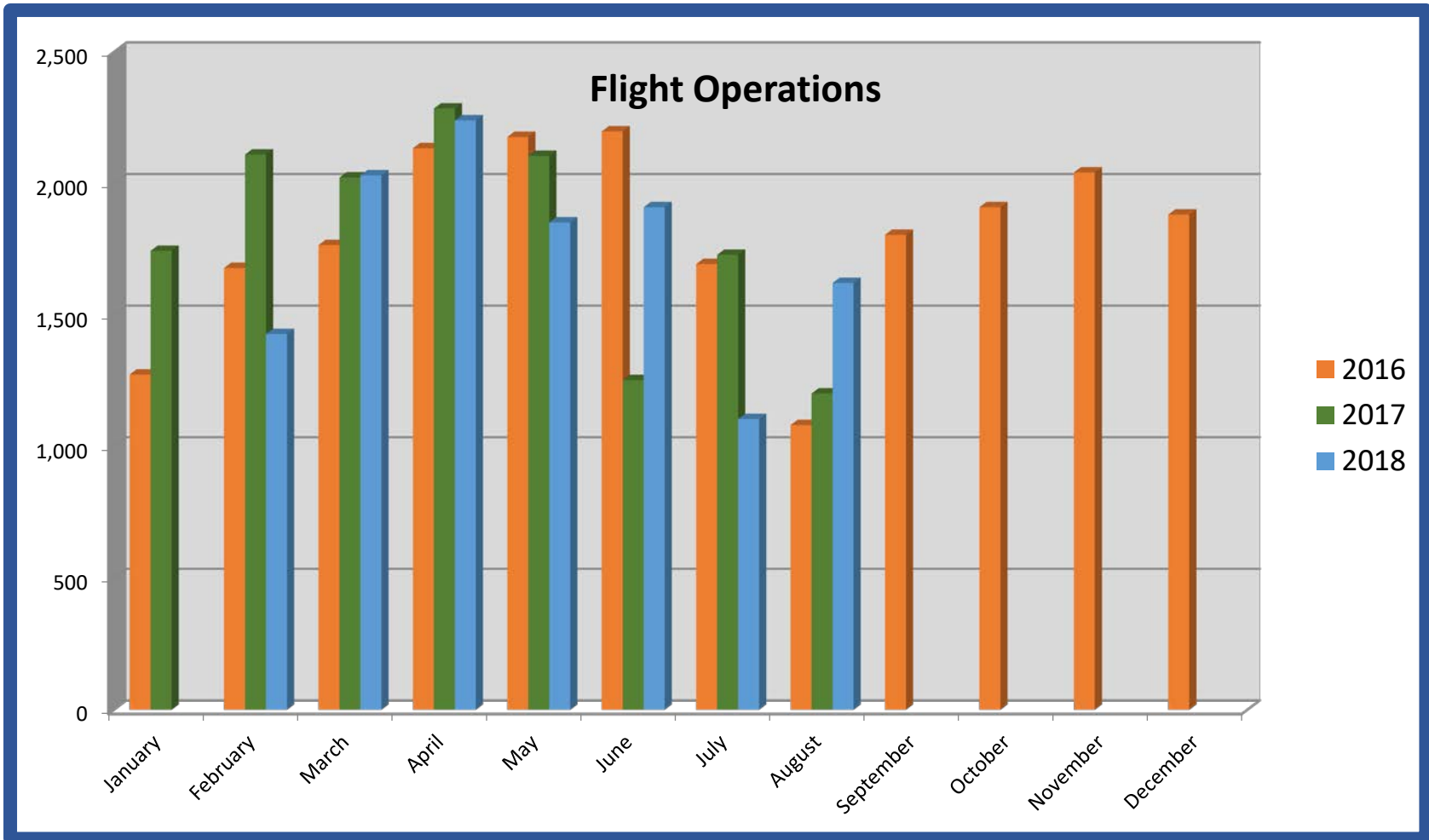
# ARW FUEL



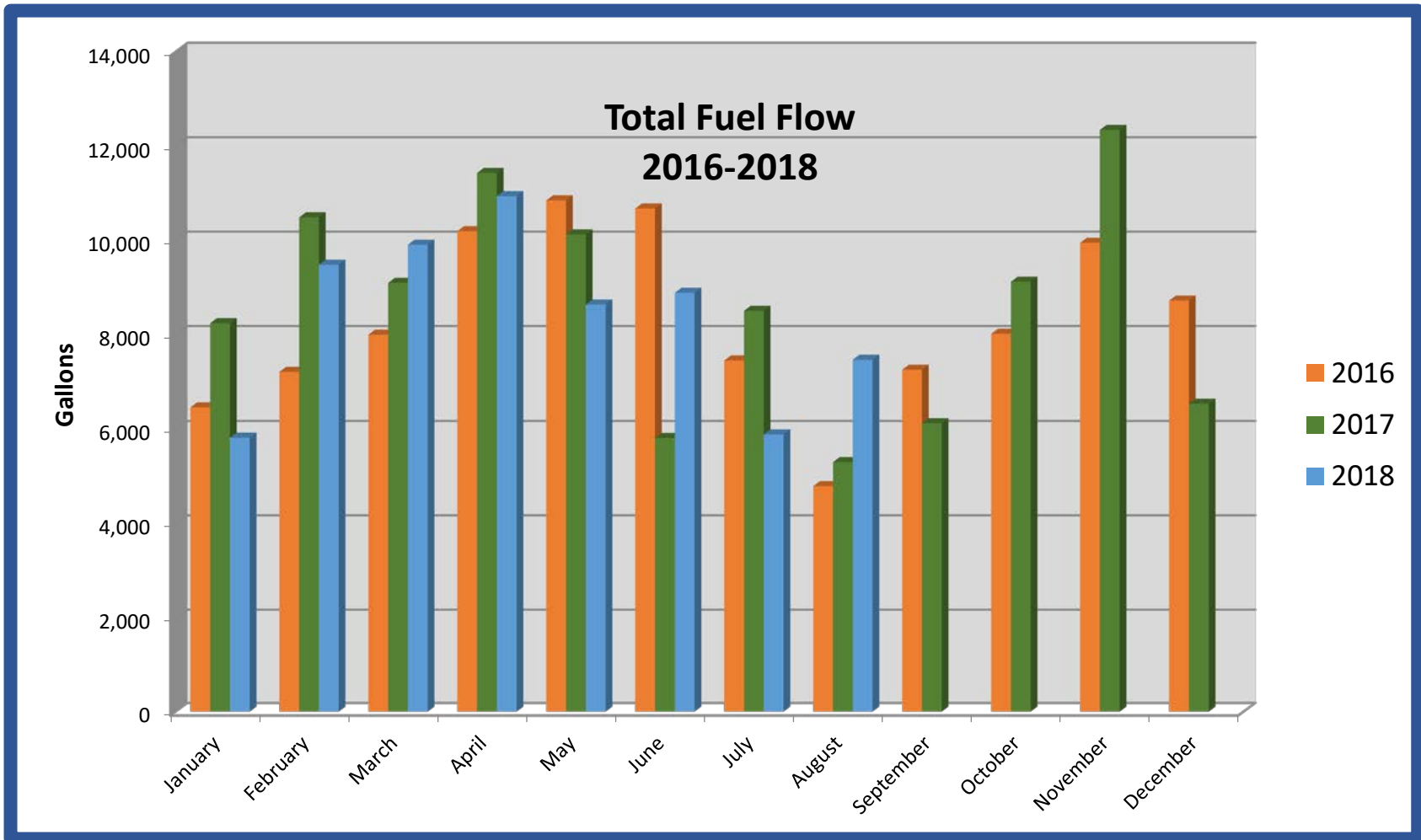
# ARW FUEL



# ARW FUEL



# ARW FUEL



## HXD FUEL OPS

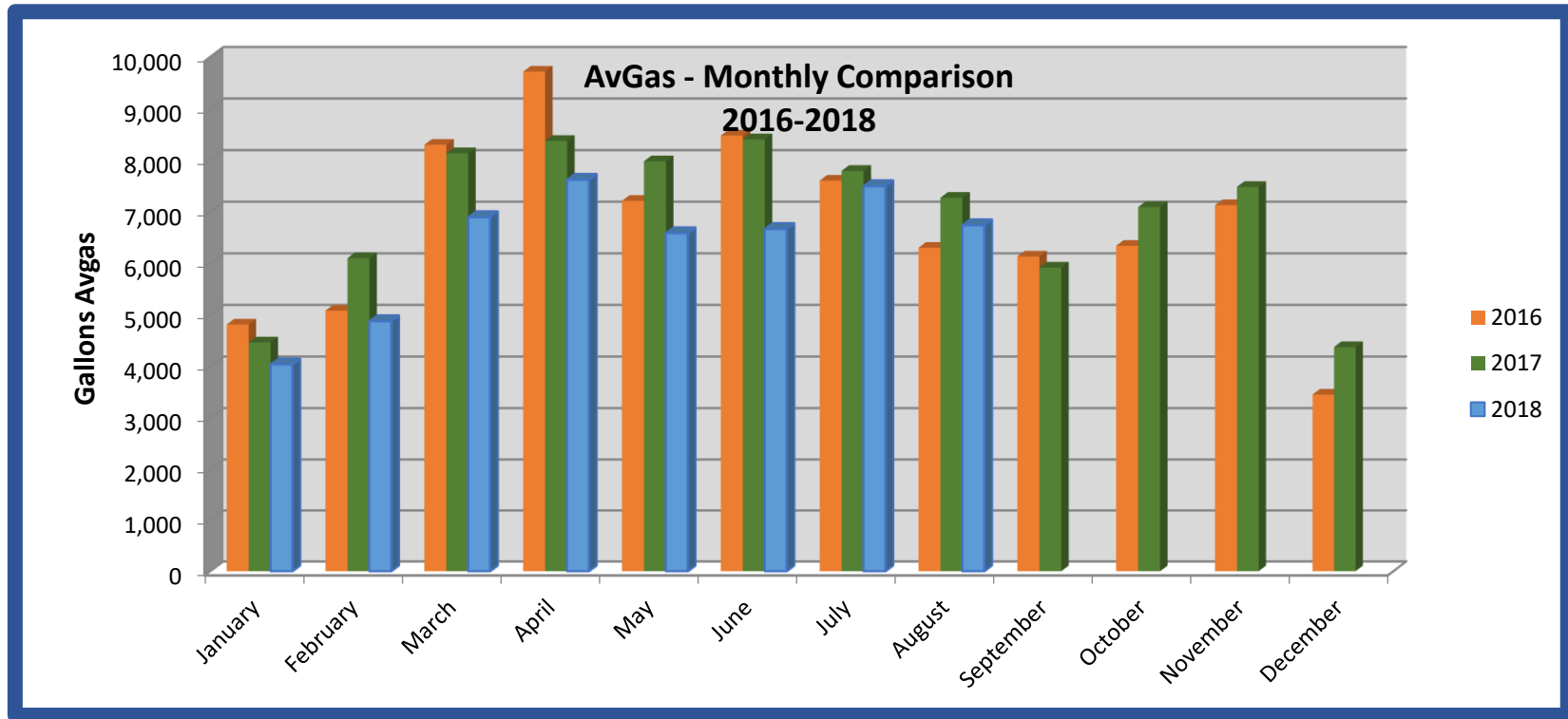
	Avgas	Jet A	Total Flow
<b>2018</b>			
January	4,041	42,497	46,538
February	4,880	53,227	58,107
March	6,896	74,934	81,830
April	7,621	94,628	102,249
May	6,585	68,675	75,260
June	6,666	73,235	79,901
July	7,496	105,053	112,549
August	6,739	94,267	101,006
September			
October			
November			
December			
<b>2018 Total</b>	<b>50,924</b>	<b>606,516</b>	<b>657,440</b>

	Avgas	Jet A	Total Flow
<b>2017</b>			
January	4,467	45,026	49,493
February	6,099	47,695	53,794
March	8,133	64,731	72,864
April	8,371	96,634	105,005
May	7,977	77,640	85,617
June	8,402	81,923	90,325
July	7,791	59,155	66,946
August	7,271	67,324	74,595
September	5,917	55,400	61,317
October	7,089	76,303	83,392
November	7,480	70,708	78,188
December	4,376	51,252	55,628
<b>2017 Total</b>	<b>83,373</b>	<b>793,791</b>	<b>877,164</b>

	Avgas	Jet A	Total Flow
<b>2016</b>			
January	4,813	49,489	54,302
February	5,082	52,104	57,186
March	8,296	62,786	71,082
April	9,714	96,077	105,791
May	7,211	85,347	92,558
June	8,476	71,700	80,176
July	7,602	77,893	85,495
August	6,301	65,499	71,800
September	6,130	55,190	61,320
October	6,338	56,624	62,962
November	7,127	63,711	70,838
December	3,455	51,740	55,195
<b>2016 Total</b>	<b>80,545</b>	<b>788,160</b>	<b>868,705</b>

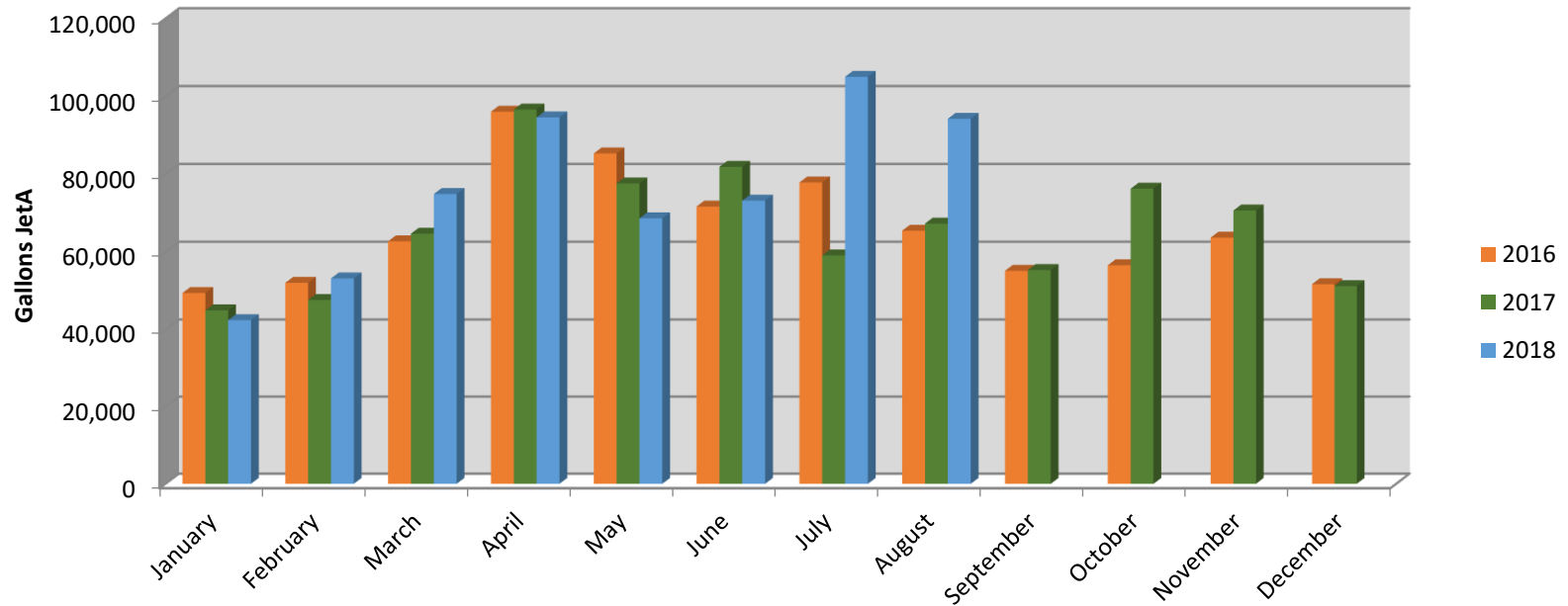


# HXD FUEL

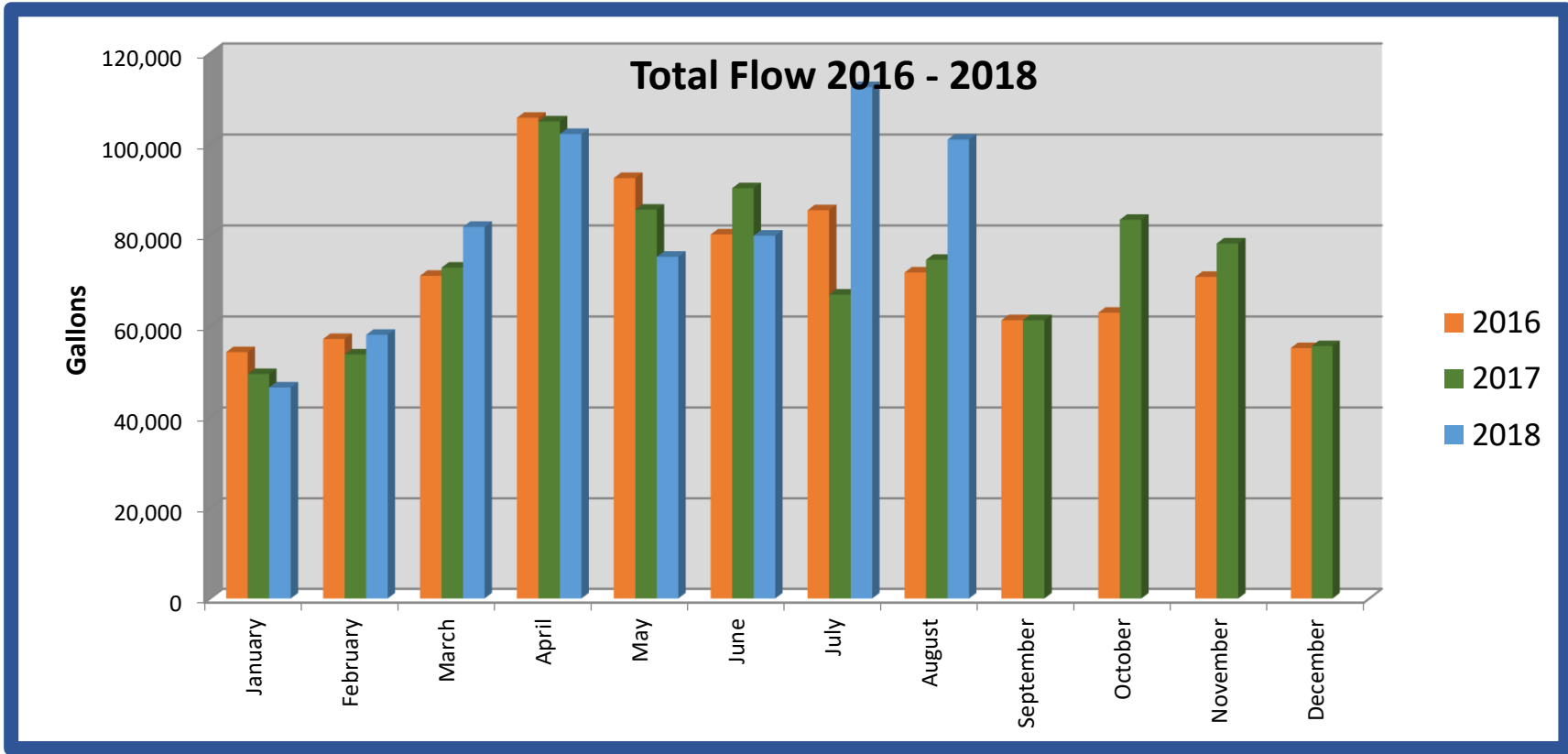


# HXD FUEL

## Jet A - Monthly Comparison 2016 - 2018



# HXD FUEL



HXD ENPLANEMENT/DEPLANEMENT

<b>HILTON HEAD ISLAND PASSENGER ENPLANEMENTS(departures) 2014-2025</b>												
	2014	2015	2016	2017	2018	2019	2020	2021	2022	2023	2024	2025
JAN	2,725	2,896	2,032	2,197	1,644							
FEB	2,182	2,418	2,011	2,447	1,751							
MAR	4,782	3,318	3,099	2,636	2,296							
APR	5,301	3,664	2,941	2,948	2,838							
MAY	5,907	4,169	3,196	3,013	2,355							
JUN	5,337	3,696	2,749	2,774	2,289							
JUL	5,712	3,731	2,722	1,961	4,284							
AUG	5,507	3,574	2,822	1,935	4,608							
SEP	4,547	3,041	2,788	1,533								
OCT	5,395	3,267	1,814	2,090								
NOV	4,056	2,691	2,348	1,879								
DEC	3,224	1,733	2,398	1,919								
<b>TOTALS</b>	<b>54,675</b>	<b>38,198</b>	<b>30,920</b>	<b>27,332</b>	<b>22,065</b>	<b>0</b>	<b>0</b>	<b>0</b>	<b>0</b>	<b>0</b>	<b>0</b>	<b>0</b>

<b>HILTON HEAD ISLAND PASSENGER DEPLANEMENTS(arrivals) 2014-2025</b>												
	2014	2015	2016	2017	2018	2019	2020	2021	2022	2023	2024	2025
JAN	2,523	2,643	1,909	2,369	1,752							
FEB	2,382	2,637	2,094	2,700	2,192							
MAR	5,510	3,630	3,515	2,883	3,024							
APR	5,477	3,830	3,100	3,442	2,181							
MAY	6,131	4,396	3,467	3,265	2,981							
JUN	5,887	4,033	3,098	2,226	3,202							
JUL	6,070	4,159	3,421	2,465	4,534							
AUG	5,865	3,677	3,257	2,312	4,687							
SEP	4,448	3,424	3,092	1,998								
OCT	5,472	3,405	1,969	2,437								
NOV	3,878	2,745	2,385	2,182								
DEC	3,272	1,709	2,444	2,274								
<b>TOTALS</b>	<b>56,915</b>	<b>40,288</b>	<b>33,751</b>	<b>30,553</b>	<b>24,553</b>	<b>0</b>	<b>0</b>	<b>0</b>	<b>0</b>	<b>0</b>	<b>0</b>	

<b>TOTAL PASSENGER ENPLANEMENTS &amp; DEPLANEMENTS 2014-2025</b>												
	2014	2015	2016	2017	2018	2019	2020	2021	2022	2023	2024	2025
JAN	5,248	5,539	3,941	4,566	3,396							
FEB	4,564	5,055	4,105	5,147	3,943							
MAR	10,292	6,948	6,614	5,519	5,320							
APR	10,778	7,494	6,041	6,390	5,019							
MAY	12,038	8,565	6,663	6,278	5,336							
JUN	11,224	7,729	5,847	5,000	5,491							
JUL	11,782	7,890	6,143	4,426	8,818							
AUG	11,372	7,251	6,079	4,247	9,295							
SEP	8,995	6,465	5,880	3,531								
OCT	10,867	6,672	3,783	4,527								
NOV	7,934	5,436	4,733	4,061								
DEC	6,496	3,442	4,842	4,193								
<b>TOTALS</b>	<b>111,590</b>	<b>78,486</b>	<b>64,671</b>	<b>57,885</b>	<b>46,618</b>							

